

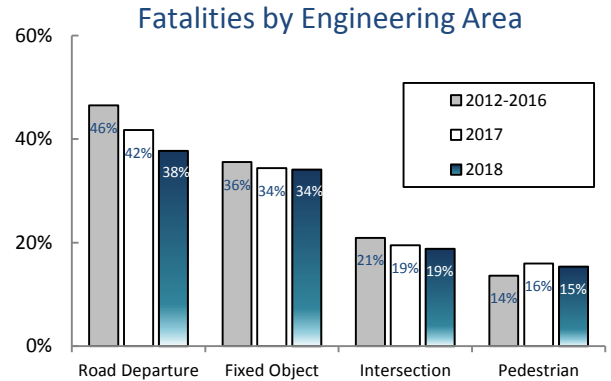
SOUTH CAROLINA TRAFFIC FATALITY REPORT FOR 2018

Statistics through May 2018

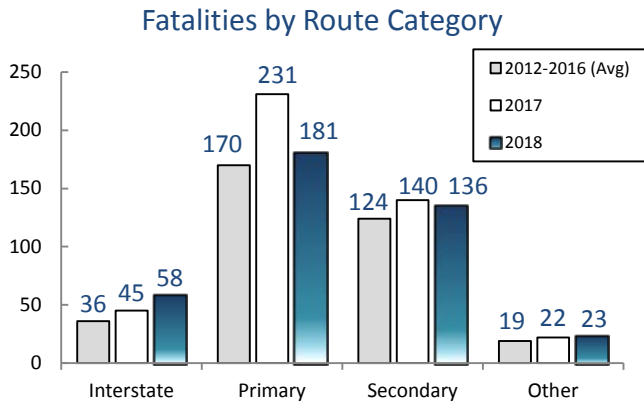
(All 2018 data is preliminary)



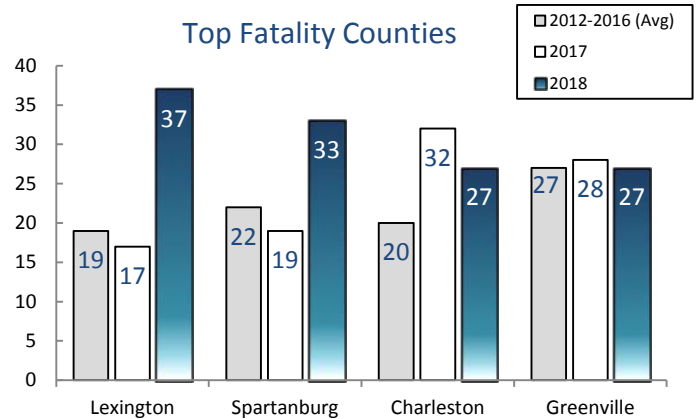
Based on the current year's projection, we would end 2018 with 1080 fatalities, which would be the state's highest since 2005.



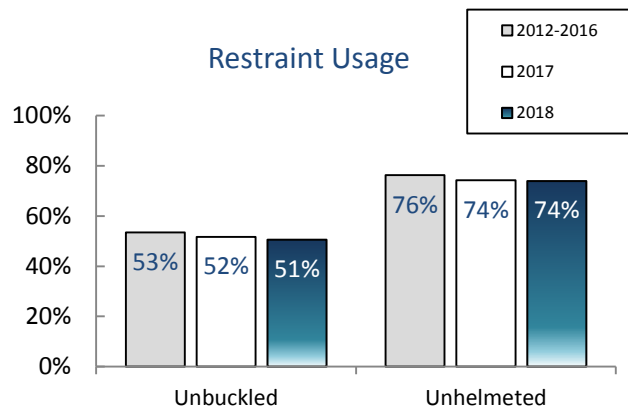
Road departure related fatalities are nearly 10% below the previous five year average. Almost 40% of all known fatal crashes this year have been the result of a road departure, 90% of those struck a fixed object.



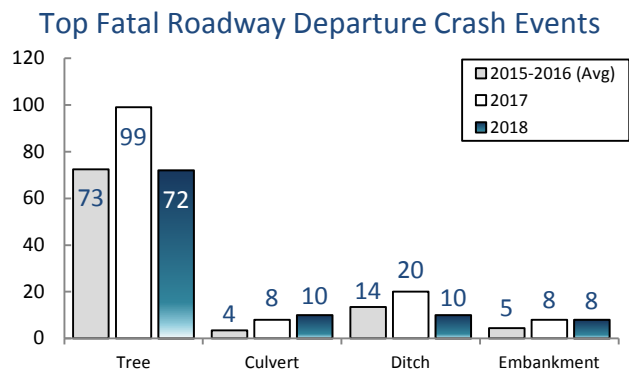
Interstate fatalities continue to increase compared to previous years. However, primary routes have seen a nearly 25% decrease from last year.



Lexington County has seen a near 100% increase in fatalities over the previous 5+ years history. Four Counties – Bamberg, Hampton, McCormick and Union – have achieved target zero fatalities so far in 2018.



The percentage of fatalities related to not wearing a seat belt in a vehicle or a helmet on a motorcycle has remained nearly constant over the past 5+ years.



Trees along our roadsides remain the leading factor in road departure related fatalities.