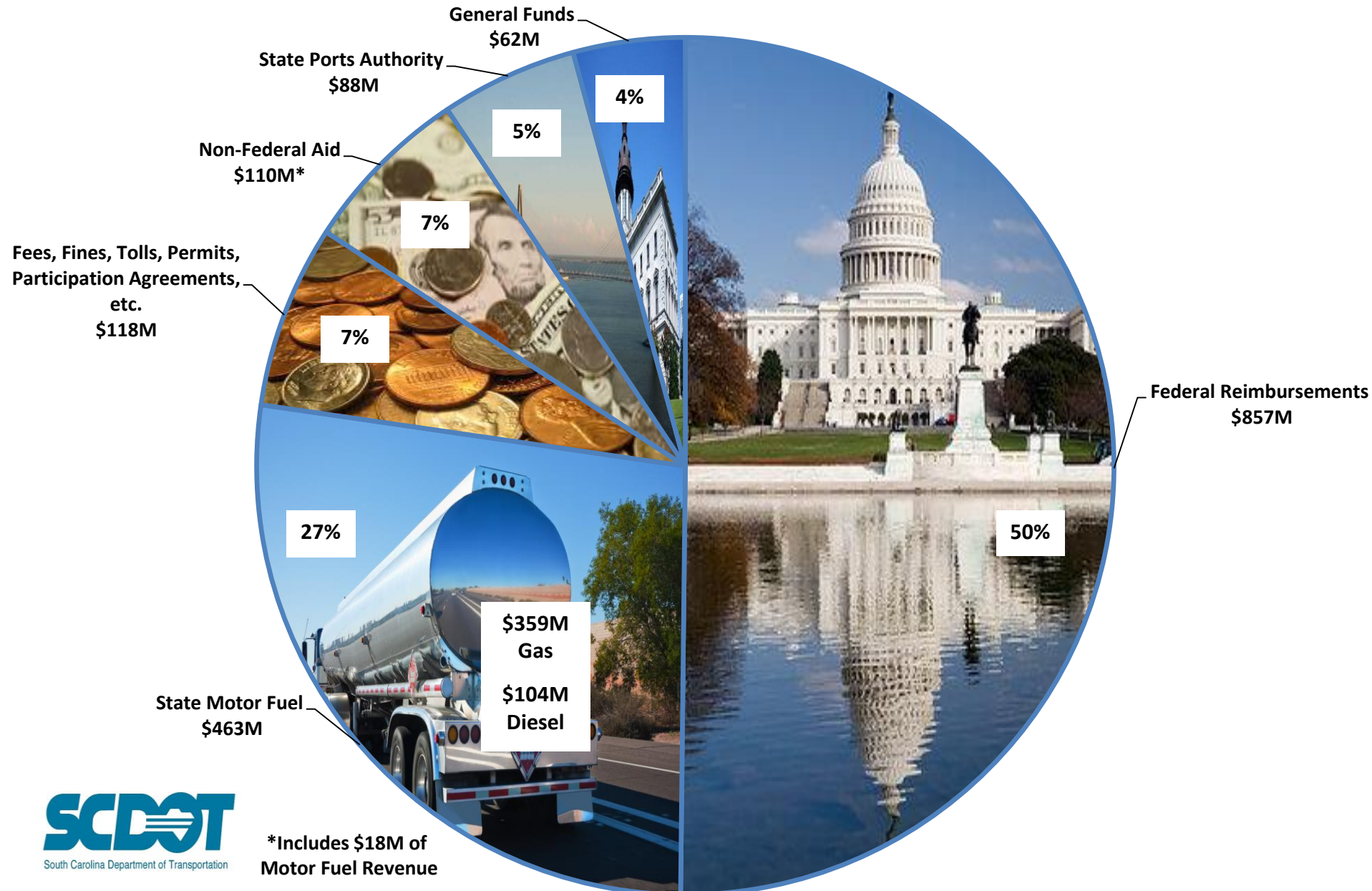


Sources of Revenue

SFY 2016/17 \$1,698M Forecast



Federal Revenue Component

SFY 2016/17 Forecast

Federal Reimbursements

Subject to annual Congressional Budget Appropriation

Based on eligible project expenditures

Average reimbursement rate of 88% on eligible activities

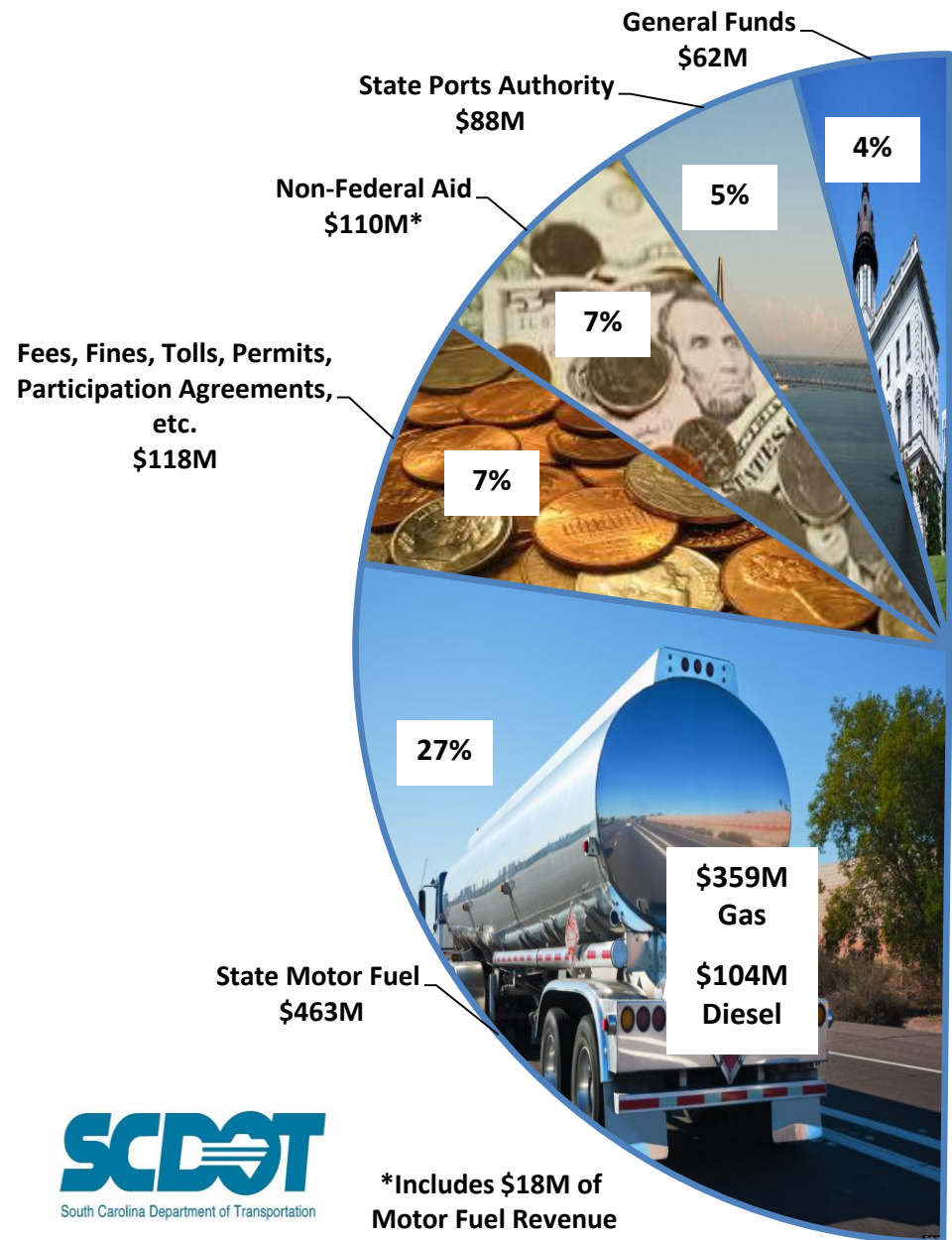
Typically this level of project activity would require an equivalent of \$133M in matching funds



**\$857 Million
Total Federal**

State Revenue Components

SFY 2016/17 Forecast



\$841 Million
Total State

State Revenue Components

SFY 2016/17 Forecast

State Motor Fuel Component

\$601.1M Forecasted Gross Collections

- \$ 8.5M Dept. of Revenue Deductions
- \$ 17.8M DHEC SUPERB Fund 0.05 cents/Gal
- \$.9M Dept. of Agriculture 10% of 0.25 cents
- \$ 3.7M DNR Watercraft fund 1% of .013 cents
- \$ 74.3M CTC Transportation 2.66 cents/Gal

\$495.9M Transmitted to SCDOT

- \$ 14.9M Less International Fuel Tax Agreement


\$481.0M State Motor Fuel Revenue for SCDOT

- \$ 18.0M Directed Portion for Non-Federal Aid

Secondary System

\$463.0M State Motor Fuel Forecasted for SCDOT


**Federal-Aid Program Match & Operations
and SCTIB 1¢ Gasoline Equivalent Transfer
(\$29.0M)**



State Revenue Components

SFY 2016/17 Forecast

Fees, Fines, Tolls, Permits,
Participation Agreements,
etc.
\$118M



Fees, Tolls, etc.

Significant items include:

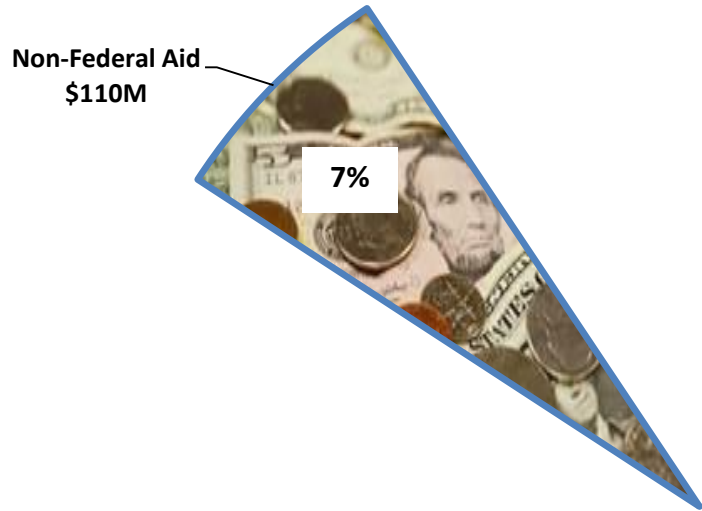
- \$90M SCTIB Interstate Projects Reimbursements
- \$10M Participation Agreements with Counties & Other Municipalities
- \$ 9M Cross Island Parkway Toll Revenues
- \$ 7M Sale of Services
- \$ 4M SCTIB Exchange Payments
- \$ 3M Sale of Goods
- \$ 3M Oversize/Overweight Permits
- \$ 2M Interest on Investments

Includes Funding Transfers for the following:

- \$(9.5M) CTC Donor Bonus
- \$(3.0M) PRT Welcome Center Funding

State Revenue Components

SFY 2016/17 Forecast



Non-Federal Aid

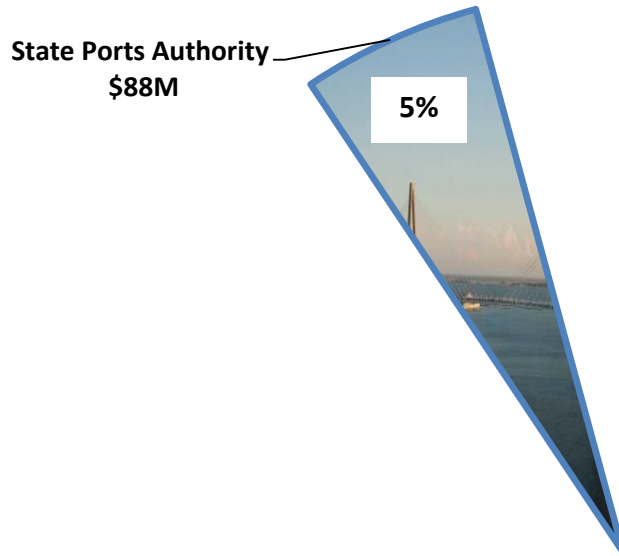
Comprised of Act 176 and Act 98 funds for use on non-federally eligible state roads.

Significant items include:

- \$ 18M Motor Fuel Revenue
- \$ 61M Act 98 Car Sales Tax
- \$ 14M Motor Vehicle License Fees
- \$ 8M Petroleum Inspection Tax
- \$ 4M Electric Power Tax

State Revenue Components

SFY 2016/17 Forecast



State Ports Authority

Funds received from the State Ports Authority to reimburse SCDOT for payments in the construction of the Port Access Road.

State Revenue Components

SFY 2016/17 Forecast



General Funds

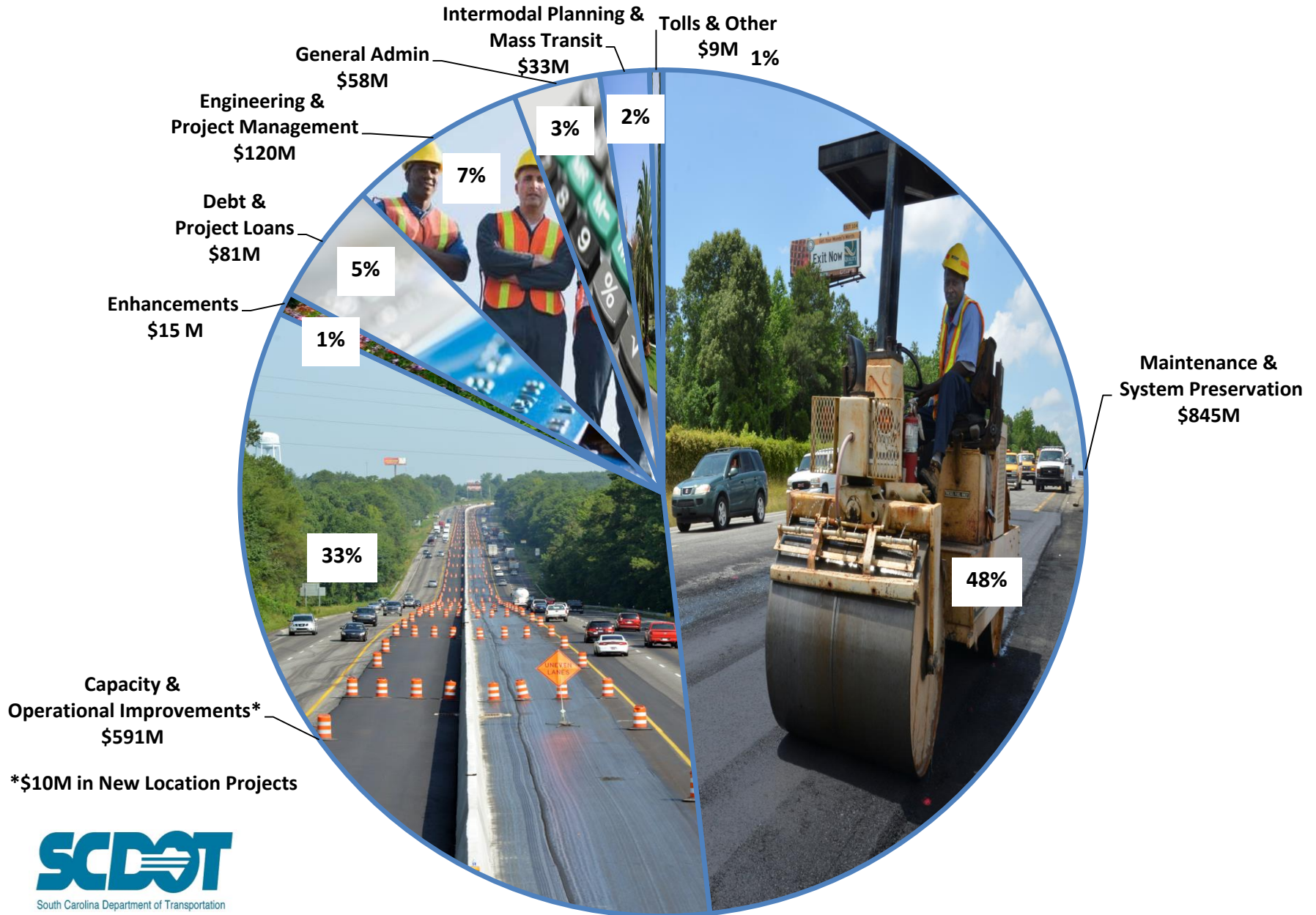
\$50M Act 98 SCTIB Funds Transfer

\$ 9M Act 98 Bridge Match

\$ 3M State Appropriations- SCPRT Welcome Centers

Budgeted Expenditures

SFY 2016/17 \$1,752M



Budgeted Expenditures

SFY 2016/17

Maintenance & System Preservation

\$268M Federal-Aid Pavement Rehab & Resurfacing

\$179M Federal-Aid Bridges

\$139M Field Maintenance Personnel
Services/Fringe

\$131M Field Maintenance Materials and
Equipment

\$128M Non-Federal Aid Pavement Rehab &
Resurfacing

\$845 Million
**Total Maintenance &
System Preservation**



48%

Budgeted Expenditures

SFY 2016/17

\$591 Million
Total Capacity &
Operational Improvements*



Capacity & Operational Improvements

\$212M Federal-Aid Road Widening & New Location*

\$187M Federal-Aid Highway Operational &
Safety Improvements

\$ 88M State Ports Authority Port Access Road

\$ 50M SCTIB ACT 98 Funds Transfer

\$ 25M Federal-Aid Other Operating

\$ 29M SCTIB 1¢ Gasoline Equivalent

*Includes \$10M in New Location Projects:

\$9M Berlin Myers Parkway in Dorchester County


\$1M SC 153 Extension in Pickens County



South Carolina Department of Transportation

Budgeted Expenditures

SFY 2016/17



Enhancements

\$ 15M Enhancements

Debt & Project Loans

\$ 81M Project Debt Service

Engineering & Project Management

\$120M Engineering & Project Management including Fringe

General Administration

\$ 50M General Administration including Fringe
\$ 8M Land & Buildings

Intermodal Planning & Mass Transit

\$ 33M Intermodal Planning & Mass Transit including Fringe

Tolls & Other

\$ 8M Cross Island Toll Operations
\$ 1M Misc. Allocations
Municipalities/Counties/Other

Uses of State Funding

\$841 Million Forecasted from all Non-Federal Sources

Statutorily Allocated:

\$303M

- \$ 128M for the Non-Federal Aid Secondary System
- \$ 88M for the Port Access Road
- \$ 50M sent to the State Infrastructure Bank (ACT 98)
- \$ 29M sent to the State Infrastructure Bank (1 cent equivalent)
- \$ 8M for the Cross Island Toll Road Operation & Bond Payments

- \$ 64M for Debt Service and Allocations
- \$270M for Routine (Field) Maintenance including Fringe
- \$133M for Federal-Aid Program Match
- \$ 90M for Engineering & Project Management including Fringe
- \$ 11M for Intermodal Planning and Mass Transit including Fringe
- \$ 27M for General Administration including Fringe
- \$ 8M for Facility Repairs & Improvements