South Carolina
Department of Transportation

Commission Members:
Dr. Ben H. Davis, Jr., Chairman
Robert D. Robbins, Vice Chairman
Kristen E. Blanchard, Commissioner
David E. Branham, Sr., Commissioner
John H. Burriss, Sr., Commissioner
Tony K. Cox, Commissioner
J. Barnwell Fishburne, Commissioner
James T. McLawhorn, Commissioner
Woodrow W. Willard, Commissioner

Synopsis of Commission Actions

SC Department of Transportation Commission

Audit Committee Meeting January 17, 2019
Commission Meeting of January 17, 2019

The South Carolina Department of Transportation (SCDOT) Commission held its Audit Committee Meeting and Commission Meeting on January 17, 2019, with the Audit Committee Meeting beginning at 9:00 AM and the Commission Meeting following immediately thereafter. The meetings took place at SCDOT Headquarters' 5th Floor Auditorium, 955 Park Street, Columbia, SC 29202. In compliance with the Freedom of Information Act, the news media was advised in writing of the time, date, and place of this meeting.

Synopsis of Commission Actions for January 17, 2019

January 17 Audit Committee Meeting:

ITEM	ACTION	Page
Motion Made to Approve the January 17, 2019, Meeting Agenda	Approved	3
Annual Financial Audit	No Action	(No #)
IT Audit Plan	No Action	5-8
Old Business	None	(No #)
Adjourn	Approved	(No #)

January 17 Commission Meeting:

ITEM	ACTION	Page
Motion Made to Approve the January 17, 2019, Meeting Agenda	Approved	9
Motion Made to Approve the December 6, 2018, Commission Meeting Minutes and Actions	Approved	11-16
Public Comment • Amy Splittgerber with YMCA of SC	No Action	(No #)
Audit Committee Report Out	No Action	(No #)
Legislative Update	No Action	(No #)
Recommendations Review:		
For Approval	Approved	19-38
For Ratification	Ratified	39 - 42
Cuff Item	Approved	42A-42D
For Information Only	No Action	45-104

Financial Update.....No Action 105-112

Election of Officers for 2019.....Action (No #)

- Robby Robbins Elected Chairman
- Tony Cox Elected Vice-Chairman

Old Business: None.....No Action (No #)

Secretary of Transportation Comments.....No Action (Handout)

Commissioner Comments.....No Action (No #)

Adjourn.....Approved (No #)

Intentionally Left Blank

SCDOT COMMISSION ITINERARY
January 17, 2019
Audit Committee Meeting January 17, 2019
Commission Meeting January 17, 2019

Thursday, January 17, 2019

Event: Audit Committee Meeting *(estimated time 2 hours)*

Time:	9:00 AM
Place:	5th Floor Auditorium
Commission Chairman:	Robby Robbins
Members:	Commissioner John Burriss
	Commissioner Gene Branham
	Commissioner Tony Cox
	Commissioner Barnwell Fishburne
Staff:	Wayne Sams, Director of Internal Audit Services

Event: Commission Meeting *(estimated time 2 hours)*

Time:	Upon Adjournment of Audit Committee Meeting
Place:	5th Floor Auditorium
Commission Chairman:	Ben Davis
Members:	All Commissioners
Staff:	Participating DOT Personnel

Intentionally Left Blank

South Carolina
Department of Transportation

Committee Members:
Robert D. Robbins, Committee Chairman
David E. Branham, Sr., Commissioner
John H. Burriss, Commissioner
Tony K. Cox, Commissioner
Barnwell Fishburne Commissioner

Audit Committee Meeting Agenda

Thursday, January 17, 2019
9:00 AM
SCDOT 5th Floor Auditorium

I.	Call to Order	Chairman Robby Robbins
II.	Roll Call	Chairman Robby Robbins
III.	Approval of Agenda *(Action Required)*	Chairman Robby Robbins
IV.	Annual Financial Audit *(No Action Required)*	Don Mobley of Scott and Company
V.	IT Audit Plan *(No Action Required)*	Director of Internal Audit Services Wayne Sams and IT Audit Manager Todd Wilkins
VI.	Old Business	Chairman Robby Robbins
VII.	Adjourn *(Action Required)*	Chairman Robby Robbins

Post Office Box 191
955 Park Street, Room 308
Columbia, SC 29202-0191
803-737-0013 | 803-737-2038 Fax

www.scdot.org
An Equal Opportunity
Affirmative Action Employer
855-GO-SCDOT (855-467-2368)

Intentionally Left Blank

SCOTT COMPANY

SCDOT

INDEPENDENT AUDIT
SOUTH CAROLINA DEPARTMENT OF TRANSPORTATION
YEAR ENDED JUNE 30, 2018

SCOTT COMPANY

SCDOT

OVERVIEW

- **Management's Discussion and Analysis**
- **Basic Financial Statements**
- **Independent Auditor's Reports**
- **Auditor's Required Communications**
- **Audit Methodology**
- **Acknowledgements**

MANAGEMENT'S DISCUSSION & ANALYSIS

The management's discussion and analysis, begins on p. 4 of your financial statements. The MD&A is **a summary** of the Department's financial activity for the year ended June 30, 2018.

BASIC FINANCIAL STATEMENTS

- Net position increased by $933 million to a total of $15.1 billion
- Fund balance increased by $282.4 million to $869.7 million
- New gas tax fund balance went up $324.3 million
- Unrestricted Cash increased by $276 million to $899 million
- Fund balance in Transportation Special Revenue Fund would cover approximately 3.2 months of expenditures
- Liability of $449.1 million recognized for state retirement system; $419.1 million last year

INDEPENDENT AUDITOR'S REPORTS

- Unmodified opinion on financial statements
- Unmodified opinion on internal control and compliance reports
- No internal control or compliance findings this year
- We tested internal controls, but we are not required to provide an opinion on them

SCOTT COMPANY

SCDOT

AUDITOR REQUIRED COMMUNICATIONS

- The letter that I just handed out contains information that we are required by professional standards to communicate to the Board of Commissioners
- No significant difficulties or disagreements during the audit
- No changes in accounting policies, except GASB 75 (OPEB). New OPEB liability is $325.6 million (last year $0 because last year funded by state)
- Once again met the very tight deadline of October 1
- Finance staff burned the midnight oil to get ready for the audit

AUDIT METHODOLOGY

- Provide reasonable assurance (90 to 95%) that financial statements are materially correct and that Department is materially in compliance with federal rules, laws and regulations relating to major federal programs
- Audit procedures are based on our assessment of risk of material misstatement
- Management is responsible for preparing the financial statements and we are responsible for auditing those statements and issuing a report
- Financial statements prepared by management which is very good and the right way to do it

SCOTT COMPANY

SCDOT

ACKNOWLEDGEMENTS

- Thank you to people in the Finance Department and other people at SCDOT
- The Finance Department did a very good job this year. Thanks especially to Kace Smith and Michael Guffee and their staffs, and all of the people at SCDOT outside of the Finance Department who helped us complete this audit on time
- Thank you for taking time to meet with us
- I am happy to answer any questions at this time

SCOTT + COMPANY
= not your average accounting firm

COLUMBIA • GREENVILLE

January 17, 2018

To the Board of Commissioners
South Carolina Department of Transportation

We have audited the financial statements of the governmental activities, the discretely presented component unit, the major fund, and the aggregate remaining fund information of the South Carolina Department of Transportation (the "Department") for the year ended June 30, 2018. Professional standards require that we provide you with information about our responsibilities under generally accepted auditing standards (and, if applicable, *Government Auditing Standards*, and the Uniform Guidance), as well as certain information related to the planned scope and timing of our audit. We have communicated such information in our letter to you dated July 27, 2018. Professional standards also require that we communicate to you the following information related to our audit.

Significant Audit Findings

Qualitative Aspects of Accounting Practices

Management is responsible for the selection and use of appropriate accounting policies. The significant accounting policies used by the Department are described in Note 1 to the financial statements. There were no new standards that affected the agency for the year ended June 30, 2018, except for the implementation of GASB 75 relating to other postemployment benefits. We noted no transactions entered into by the governmental unit during the year for which there is a lack of authoritative guidance or consensus. All significant transactions have been recognized in the financial statements in the proper period.

Accounting estimates are an integral part of the financial statements prepared by management and are based on management's knowledge and experience about past and current events and assumptions about future events. Certain accounting estimates are particularly sensitive because of their significance to the financial statements and because of the possibility that future events affecting them may differ significantly from those expected.

> The estimates used to project the net pension liability and related deferred inflows and outflows of resources is a significant estimate. The primary assumptions regarding these amounts have been audited by the Public Employee Benefit Authority's ("PEBA") auditors and we evaluated the key factors and assumptions used to develop the estimated net pension liability and other post-employment benefits liability by the Department in determining that they are reasonable in relation to the financial statements taken as a whole.

The financial statement disclosures are neutral, consistent, and clear.

Scott and Company LLC
CERTIFIED PUBLIC ACCOUNTANTS

scottandco.com

1441 Main Street, Suite 800
Post Office Box 8388
Columbia, South Carolina 29202

TEL (803) 256-6021 | FAX (803) 256-8346

220 N. Main Street
Suite 500
Greenville, South Carolina 29601

TEL (864) 660-2045

Difficulties Encountered in Performing the Audit

We encountered no significant difficulties in dealing with management in performing and completing our audit.

Corrected and Uncorrected Misstatements

Professional standards require us to accumulate all known and likely misstatements identified during the audit, other than those that are trivial, and communicate them to the appropriate level of management. We had no material corrected or uncorrected misstatements during the audit.

Disagreements with Management

For purposes of this letter, a disagreement with management is a financial accounting, reporting, or auditing matter, whether or not resolved to our satisfaction, that could be significant to the financial statements or the auditor's report. We are pleased to report that no such disagreements arose during the course of our audit.

Management Representations

We have requested certain representations from management that are included in the management representation letters dated September 26, 2018 and December 27, 2018.

Management Consultations with Other Independent Accountants

In some cases, management may decide to consult with other accountants about auditing and accounting matters, similar to obtaining a "second opinion" on certain situations. If a consultation involves application of an accounting principle to the Department's financial statements or a determination of the type of auditor's opinion that may be expressed on those statements, our professional standards require the consulting accountant to check with us to determine that the consultant has all the relevant facts. To our knowledge, there were no such consultations with other accountants.

Other Audit Findings or Issues

We generally discuss a variety of matters, including the application of accounting principles and auditing standards, with management each year prior to retention as the Department's auditors. However, these discussions occurred in the normal course of our professional relationship and our responses were not a condition to our retention.

Other Matters

We applied certain limited procedures to management's discussion and analysis, pension related information, other post-employment benefits information and budgetary comparison information, which is required supplementary information that supplements the basic financial statements. Our procedures consisted of inquiries of management regarding the methods of preparing the information and comparing the information for consistency with management's responses to our inquiries, the basic financial statements, and other knowledge we obtained during our audit of the basic financial statements. We did not audit the required supplementary information and do not express an opinion or provide any assurance on the required supplementary information.

We were engaged to report on the combining statement of changes in assets and liabilities – all agency funds and the schedule of expenditures of federal awards, which accompany the financial statements, but are not required to audit the supplementary information. With respect to this supplementary information, we made certain inquiries of management and evaluated the form, content, and methods of preparing the information to determine that the information complies with accounting principles generally accepted in the United States of America, the method of preparing it has not changed from the prior period, and the information is appropriate and complete in relation to our audit of the financial statements. We compared and reconciled the supplementary information to the underlying accounting records used to prepare the financial statements or the financial statements themselves.

Restriction on Use

This information is intended solely for the information and use of South Carolina Department of Transportation's Audit Committee, Board of Commissioners and management of the Department and is not intended to be and should not be used by anyone other than these specified parties.

Very truly yours,

Scott and Company LLC

Scott and Company LLC

Intentionally Left Blank

SOUTH CAROLINA
DEPARTMENT OF TRANSPORTATION

COLUMBIA, SOUTH CAROLINA

FINANCIAL STATEMENTS AND INDEPENDENT AUDITOR'S REPORT

YEAR ENDED JUNE 30, 2018

SOUTH CAROLINA OFFICE OF THE STATE AUDITOR
1401 Main Street, Suite 1200 • Columbia, SC 29201

September 26, 2018

Members of the South Carolina Transportation Commission
South Carolina Department of Transportation
Columbia, South Carolina

This report on the audit of the financial statements of South Carolina Department of Transportation for the fiscal year ended June 30, 2018, was issued by Scott and Company, LLC, Certified Public Accountants, under contract with the South Carolina Office of the State Auditor.

If you have any questions regarding this report, please let us know.

Respectfully submitted,

George L. Kennedy, III

George L. Kennedy, III, CPA
State Auditor

GLKIII/sag

803-253-4160 803-343-0723 OSA.SC.GOV

SOUTH CAROLINA DEPARTMENT OF TRANSPORTATION

TABLE OF CONTENTS

YEAR ENDED JUNE 30, 2018

INDEPENDENT AUDITOR'S REPORT	1 - 3
MANAGEMENT'S DISCUSSION AND ANALYSIS	4 - 12
OVERVIEW OF THE FINANCIAL STATEMENTS:	
Government-wide financial statements:	
Statement of net position	13 - 14
Statement of activities	15
Fund financial statements:	
Balance Sheets – governmental funds	16
Reconciliation of the balance sheets to the statement of net position	17
Statements of revenues, expenditures and changes in fund balance-governmental funds	18
Reconciliation of the statement of revenues, expenditures, and changes in fund balance to the statement of activities	19
Statement of fiduciary net position	20
Notes to financial statements	21 - 66
REQUIRED SUPPLEMENTARY INFORMATION	
Budgetary comparison schedule (Non-GAAP budgetary basis) - governmental fund	67
Notes to the required supplementary information	68 - 69
Required Supplemental Information - Schedule of the South Carolina Department of Transportation's Proportionate share of the net pension liability - South Carolina Retirement System	70
Required Supplemental Information - Schedule of the South Carolina Department of Transportation's Proportionate share of the net pension liability - Police Officer's Retirement System	70
Required Supplemental Information - Schedule of the South Carolina Department of Transportation's Contributions - South Carolina Retirement System	71
Required Supplemental Information - Schedule of the South Carolina Department of Transportation's Contributions - Police Officer's Retirement System	72
Required Supplemental Information - Schedule of the South Carolina Department of Transportation's Proportionate share of the net OPEB liability - South Carolina Insurance Health Trust Fund	73
Required Supplemental Information - Schedule of the South Carolina Department of Transportation's Contributions -South Carolina Health Insurance Trust Fund	74
SUPPLEMENTARY INFORMATION	
Combining statement of changes in assets and liabilities – all agency funds	75 - 76

SCOTT COMPANY

Independent Auditor's Report

Mr. George L. Kennedy, III, CPA
State Auditor
State of South Carolina
Columbia, South Carolina

Report on the Financial Statements

We have audited the accompanying financial statements of the governmental activities, the major fund, and the aggregate remaining fund information of the South Carolina Department of Transportation (the "Department") as of and for the year ended June 30, 2018, and the related notes to the financial statements, which collectively comprise the Department's basic financial statements as listed in the table of contents.

Management's Responsibility for the Financial Statements

Management is responsible for the preparation and fair presentation of these financial statements in accordance with accounting principles generally accepted in the United States of America; this includes the design, implementation, and maintenance of internal control relevant to the preparation and fair presentation of financial statements that are free from material misstatement, whether due to fraud or error.

Auditor's Responsibility

Our responsibility is to express opinions on these financial statements based on our audit. We did not audit the financial statements of the Connector 2000 Association, Inc. (the "Association"), a discretely presented component unit of the Department. The financial statements of the Association as of and for the year ended December 31, 2017 were audited by other auditors whose report dated April 25, 2018, thereon has been furnished to us, and our opinions, insofar as they relate to the amounts included for that component unit, are based solely on the report of the other auditors. We conducted our audit in accordance with auditing standards generally accepted in the United States of America and the standards applicable to financial audits contained in *Government Auditing Standards,* issued by the Comptroller General of the United States. Those standards require that we plan and perform the audit to obtain reasonable assurance about whether the financial statements are free from material misstatement.

An audit involves performing procedures to obtain audit evidence about the amounts and disclosures in the financial statements. The procedures selected depend on the auditor's judgment, including the assessment of the risks of material misstatement of the financial statements, whether due to fraud or error. In making those risk assessments, the auditor considers internal control relevant to the entity's preparation and fair presentation of the financial statements in order to design audit procedures that are appropriate in the circumstances, but not for the purpose of expressing an opinion on the effectiveness of the entity's internal control. Accordingly, we express no such opinion. An audit also includes evaluating the appropriateness of accounting policies used and the reasonableness of significant accounting estimates made by management, as well as evaluating the overall presentation of the financial statements.

We believe that the audit evidence we have obtained is sufficient and appropriate to provide a basis for our audit opinions.

Opinions

In our opinion, based on our audit and the report of other auditors, the financial statements referred to above present fairly, in all material respects, the respective financial position of the governmental activities, the major fund, and the aggregate remaining fund information of the Department, as of June 30, 2018, and the respective changes in financial position thereof for the year then ended, and the financial position of its component unit as of December 31, 2017, and the changes in financial position thereof for the year then ended, in accordance with accounting principles generally accepted in the United States of America.

Change in Accounting Principle

As discussed in Note 1 to the financial statements, the Department adopted the provisions of GASB Statement No. 75, *Accounting and Financial Reporting for Postemployment Benefits Other Than Pensions* during the year ended June 30, 2018. Our opinion is not modified with respect to this matter.

Emphasis of Matter

As described in Note 1 to the financial statements, the Department's financial statements are intended to present the financial position and changes in financial position of only that portion of the governmental activities, business-type activities, each major fund, and the aggregate remaining fund information of the State of South Carolina that is attributable to the transactions of the Department and its discretely presented component unit. They do not purport to, and do not, present fairly the financial position of the State of South Carolina as of June 30, 2018, and changes in its financial position for the year then ended in conformity with accounting principles generally accepted in the United States of America. Our opinion is not modified with respect to this matter.

Other Matters

Required Supplementary Information

Accounting principles generally accepted in the United States of America require that the management's discussion and analysis, budgetary comparison information, pension, and other postemployment benefit information as listed in the table of contents, be presented to supplement the basic financial statements. Such information, although not a part of the basic financial statements, is required by the Governmental Accounting Standards Board, who considers it to be an essential part of financial reporting for placing the basic financial statements in an appropriate operational, economic, or historical context. We have applied certain limited procedures to the required supplementary information in accordance with auditing standards generally accepted in the United States of America, which consisted of inquiries of management about the methods of preparing the information and comparing the information for consistency with management's responses to our inquiries, the basic financial statements, and other knowledge we obtained during our audit of the basic financial statements. We do not express an opinion or provide any assurance on the information because the limited procedures do not provide us with sufficient evidence to express an opinion or provide any assurance.

Other Information

Our audit was conducted for the purpose of forming opinions on the financial statements that collectively comprise the Department's basic financial statements. The combining statement of changes in assets and liabilities – all agency funds is presented for purposes of additional analysis and is not a required part of the basic financial statements.

The combining statement of changes in assets and liabilities – all agency funds on pages 75 and 76 is the responsibility of management and is derived from and relates directly to the underlying accounting and other records used to prepare the basic financial statements. Such information has been subjected to the auditing procedures applied in the audit of the basic financial statements and certain additional procedures, including comparing and reconciling such information directly to the underlying accounting and other records used to prepare the basic financial statements or to the basic financial statements themselves, and other additional procedures in accordance with auditing standards generally accepted in the United States of America. In our opinion, the combining statement of changes in assets and liabilities – all agency funds is fairly stated in all material respects in relation to the basic financial statements as a whole.

Other Reporting Required by *Government Auditing Standards*

In accordance with *Government Auditing Standards*, we have also issued our report dated September 26, 2018 on our consideration of the Department's internal control over financial reporting and on our tests of its compliance with certain provisions of laws, regulations, contracts, and grant agreements and other matters. The purpose of that report is to describe the scope of our testing of internal control over financial reporting and compliance and the results of that testing, and not to provide an opinion on internal control over financial reporting or on compliance. That report is an integral part of an audit performed in accordance with *Government Auditing Standards* in considering the Department's internal control over financial reporting and compliance.

Scott and Company LLC

Columbia, South Carolina
September 26, 2018

SOUTH CAROLINA DEPARTMENT OF TRANSPORTATION

MANAGEMENT'S DISCUSSION AND ANALYSIS

As management of the South Carolina Department of Transportation (the "Department"), we provide this *Management's Discussion and Analysis* of the Department's financial statements for the fiscal year ended June 30, 2018 as a narrative overview and analysis. We encourage readers to consider this information in conjunction with the Department's financial statements, which follow.

Included in these financial statements is the discretely reported information of one component unit, The *Connector 2000 Association, Inc. (the Association)*, which operates the Southern Connector toll road in Greenville County under a license agreement with the Department. Component units are legally separate organizations for which the elected/appointed officials of the primary entity are financially accountable. The Department's inclusion of the Association as a component unit is done for the purpose of communicating information about its component unit as required by generally accepted accounting principles. It is not intended to create the perception that the Department has a legal or financial responsibility for the Association. The Association's financial statements are independently audited and a separate annual report with the auditor's opinion is dated April 25, 2018. We refer readers to that report and our financial statements for more detailed information.

FINANCIAL HIGHLIGHTS

PRIMARY ENTITY

Net Position - The assets of the Department exceeded its liabilities at fiscal year ending June 30, 2018 by $15.1 billion (presented as "Net Position"). Of this amount, a deficit of $(209.9) million was reported as "unrestricted net position". The deficit in unrestricted net position is due to $323.4 million of net position being restricted by law or loan agreements as well as the Department reporting $774.7 million in pension and OPEB liabilities. The Department's component unit, Connector 2000 Association, Inc. reported a *net position deficit* of ($72.1) million as of December 31, 2017, the close of its fiscal year.

Changes in Net Position - The Department's total net position increased by $933.2 million, or 6.6% in fiscal year 2018. The increase in net position can be attributed to an increase in self-constructed infrastructure assets net of accumulated depreciation and a donation of infrastructure assets from the South Carolina Infrastructure Bank, as well as $349.6 million in revenues from the Infrastructure Maintenance Fee and increased motor fuel fees which began during fiscal year 2018. The Department's component unit net position decreased by $9.6 million.

Capital Assets – Capital Assets, net of depreciation, which include infrastructure, were approximately $15.4 billion at June 30, 2018 for the Department. Capital additions for the year totaled $839.2 million. The carrying value of capital assets removed from the records this year was $5.0 million. Capital assets of the component unit, net of depreciation, were approximately $1.4 million at December 31, 2017 which is comprised of equipment.

Long-term Obligations - The Department's total long-term obligations decreased by $73.9 million (16.5 %) during the current fiscal year to $371.4 million. This change is attributable to a net decrease in bonds payable of $51.1 million, a net decrease in the amount due the South Carolina State Transportation Infrastructure Bank of $25.0 million and other net decreases of $2.4 million offset by new borrowings under a capital lease of $4.5 million. Long-term obligations of the component unit increased by 3.7% to $205.5 million.

FUND ACTIVITY

Governmental Funds - Fund Balances - As of the close of fiscal year 2018, the Department's governmental funds reported a combined ending fund balance of $869.7 million, an increase of $282.4 million in comparison with the prior year. Of this total amount, $522.3 million represents the "committed fund balance" which has been committed for spending at the Department's discretion on future road and bridge construction and maintenance or other necessary activities. Revenue exceeded expenditures by $276.3 million. Overall agency expenditures were up 15.5% from the previous year.

In the current fiscal year, highway maintenance expenditures increased 39.7% over the previous year while capital expenditures decreased 5.1%. Operating expenditures, excluding debt service increased 4.7%, debt service decreased 0.9%, and allocations to other entities decreased $44.8 million or 20.9%. Overall revenues increased 3.6%. Federal revenues increased 8.8% over last year; and motor fuel and fee revenues were up 10.8% from the previous year. Revenues from the new Infrastructure Maintenance Fee were $239.6 million.

OVERVIEW OF THE FINANCIAL STATEMENTS

This discussion and analysis is intended to serve as an introduction to the Department's basic financial statements. The Department's basic financial statements include three sections: 1) government-wide financial statements, 2) fund financial statements, and 3) notes to the financial statements. This report also contains other supplementary information in addition to the basic financial statements themselves. These sections are described below:

Government-Wide Financial Statements

The *Government-Wide Financial Statements* provide a broad overview of the Department's operations in a manner similar to a private-sector business. The statements provide both short-term and long-term information about the Department's financial position, which assists in assessing the Department's economic condition at the end of the fiscal year. These are prepared using the flow of economic resources measurement focus and the accrual basis of accounting. This basically means they follow methods that are similar to those used by most businesses. They take into account all revenues and expenses connected with the fiscal year even if cash involved has not been received or paid. The government-wide financial statements include two statements:

The S*tatement of Net Position* presents all of the Department's assets and liabilities with the difference between the two reported as "net position". Over time, increases or decreases in the Department's net position may serve as a useful indicator of whether the financial position of the Department is improving or deteriorating.

The S*tatement of Activities* presents information showing how the Department's net position changed during the most recent fiscal year. All changes in net position are reported as soon as the underlying event giving rise to the change occurs, regardless of the timing of related cash flows. Thus, revenues and expenses are reported in this statement for some items that will not result in cash flows until future fiscal periods (such as unused vacation leave). This statement also presents a comparison between direct expenses and program revenues for each function of the Department.

Both of the above financial statements have separate columns for two different types of programs or activities. These two types of activities are:

Governmental Activities – The activities in this column are mostly supported by motor fuel taxes and intergovernmental revenues (federal grants). All services normally associated with the Department fall into this category.

Component Unit – The activities in this column are solely supported by the activities of the component unit. All services associated with the Component Unit fall into this category.

The government-wide financial statements can be found immediately following this discussion and analysis.

Fund Financial Statements

A fund is a grouping of related accounts that is used to maintain control over resources segregated for specific activities or objectives. The Department, like other state agencies, uses fund accounting to ensure and demonstrate compliance with finance-related legal requirements. All of the funds of the Department can be divided into two categories, governmental fund and fiduciary funds. The discretely presented component unit, Connector 2000 Association, Inc., is considered a proprietary fund. It is important to note that these fund categories use different accounting approaches and should be interpreted differently.

Governmental Funds – Most of the basic services provided by the Department are financed through the governmental fund. The governmental funds are used to account for essentially the same functions reported as governmental activities in the Government-wide financial statements. However, unlike the Government-wide financial statements, the governmental fund financial statements focus on near-term inflows and outflows of spendable resources. They also focus on the balances of spendable resources available at the end of the fiscal year. Such information may be useful in evaluating the Department's near-term financing requirements. This approach is known as using the flow of current financial resources measurement focus and the modified accrual basis of accounting. These statements provide a detailed short-term view of the Department's finances that assists in determining whether there will be adequate financial resources available to meet the current needs of the Department.

Because the focus of the governmental funds is narrower than that of the Government-wide financial statements, it is useful to compare the information presented in governmental funds with similar information presented for governmental activities in the Government-wide financial statements. By doing so, readers may better understand the long-term impact of the Department's near-term financing decisions. Both the governmental funds balance sheet and the governmental funds statement of revenues, expenditures, and changes in fund balances provide a reconciliation to facilitate this comparison between governmental funds and the Departmental activities. These reconciliations are presented on the page immediately following each governmental fund financial statement.

Special Revenue Funds – These funds are used to account for the proceeds of specific revenue sources that are restricted or committed to expenditure for specified purposes other than debt service or capital projects and exclusive of resources held in trust for individuals, private organizations, or other governments.

The Department has two governmental funds which are special revenue funds which are described as follows:

State Highway Fund – The State Highway Fund, which is a special revenue fund, generally records the expenditure of revenues that are committed or restricted to specific programs or projects. This special revenue fund accounts for federal grant program revenues, taxes levied with statutorily defined distributions, and other resources committed or restricted as to purpose. Charges for and costs of operations of vehicles and other equipment utilized for road and bridge network projects are reported in this fund. The State Highway Fund was established pursuant to Section 57-11-20 of the Code of Laws of South Carolina (the "Code").

This fund accounts for, among others, gasoline user fee, including the 2.66 cents per gallon that is allocated to the County Transportation Program Agency Fund; and, other special imposts upon highway users for the construction and maintenance of highways and bridges and for other operations of the Department. This fund also accounts for revenue from the sales of goods and services and from participation agreements between the Department and other entities for the sharing of costs of construction projects. The Department's appropriation from the State's General Fund is also included in this fund.

Infrastructure Maintenance Trust Special Revenue Fund – Established during fiscal year 2018, the Infrastructure Maintenance Trust Fund was created by South Carolina Act 40 of 2017 and provides additional funding to the Department to be used for the repairs, maintenance and improvements to the existing transportation system.

This fund accounts for a 2 cent increase to the existing gasoline user fee, an infrastructure maintenance fee imposed on the registration of vehicles, trailers, semi-trailers and other items pursuant to Chapter 3 of Title 56 of the Code, a motor carrier road use fee, an increase in biennial vehicle registration fees and a road use fee on hybrid and alternative fuel vehicles. The Infrastructure Maintenance Trust Fund is a special revenue fund as all funds are restricted by law to the repairs, maintenance and improvements of the existing transportation system.

The basic governmental fund financial statements can be found immediately following the government-wide statements.

Fiduciary Funds – These funds are used to account for resources held for the benefit of parties outside the Department. Fiduciary funds are not reflected in the Government-wide financial statements because the resources of these funds are not available to support the Department's own programs. Fiduciary funds financial statements use the accrual basis of accounting. The Department's fiduciary funds are the County Transportation Program Fund, the Right of Ways Fund, the Special Deposits Fund and the Local Tax Fund.

The basic fiduciary funds financial statements can be found immediately following the governmental fund financial statements.

Notes to the Financial Statements

The notes provide additional information that is essential to a full understanding of the data provided in the Government-wide and the fund financial statements. The notes to the financial statements can be found immediately following the statement of fiduciary net position.

Required Supplementary Information and Combining Statement

The basic financial statements are preceded by the management discussion and analysis and are followed by another section of required supplementary information. This section includes a budgetary comparison schedule for the *governmental fund*, which includes comparisons of original budget to final budget to actual outflow (expenditures) on a non-GAAP budgetary basis. This section also includes financial disclosures of the Department's proportionate share of SCRS and PORS pension liabilities, actual contributions to these two retirement programs on behalf of current and former employees of the Department, retiree health benefit (OPEB) liabilities, and related contributions. Also included, but not required, is a combining statement of changes in assets and liabilities – agency funds.

GOVERNMENT-WIDE FINANCIAL ANALYSIS

Net Position

As noted earlier, net position may serve over time as a useful indicator of a government's financial condition. The Department's assets (all classified as governmental activities) exceeded liabilities by $15.1 billion at the close of business on June 30, 2018 (See **Table A-1** for a summary of net position for fiscal years 2016-2017 and 2017-2018). The largest portion of the Department's net position (99.4%) reflects its investment in infrastructure and other capital assets such as land, buildings, and equipment less any related debt used to acquire those assets that are still outstanding. The Department uses these capital assets to fulfill its primary mission to provide a safe and efficient transportation system for the State of South Carolina. Consequentially, these assets are not available for future spending. Although the Department's investment in its capital assets is reported net of related debt, it should be noted that the resources needed to repay this debt must be provided from other sources, since the capital assets themselves cannot be used to liquidate these liabilities.

Table A-1

SCDOT Net Position
(expressed in millions)

	Governmental Activities	
	2018	2017*
Current Assets	$ 1,199.6	$ 985.3
Non-Current Assets	15.4	11.4
Capital Assets	15,359.2	14,750.6
Other Assets and Deferred Outflows of Resources	93.5	87.7
Total Assets and Deferred Outflows of Resources	**$ 16,667.7**	**$ 15,835.0**
Current Liabilities	$ 440.5	$ 504.6
Non-current Liabilities	1,051.5	1,117.6
Deferred Inflows of Resources	32.1	2.5
Total Liabilities and Deferred Inflows of Resources	**1,524.1**	**1,624.7**
Net Position:		
Net investments in capital assets	15,019.3	14,341.0
Restricted	334.3	10.0
Unrestricted	(209.9)	(140.70)
Total Net Position	**$ 15,143.6**	**$ 14,210.3**

**June 30, 2017 amounts have been restated due to the implementation of GASB Statement No. 75, Accounting and Financial Reporting for Postemployment Benefits other than Pensions, which required the retroactive recognition of the net OPEB liability and related deferred outflows of resources. See Note 1.*

At June 30, 2018, the Department's net position includes resources that are subject to external restrictions on how they may be used or represent amounts invested in capital assets. The remaining or unrestricted balance of net position is a deficit of $(209.9) million primarily caused by the Department's pension and OPEB liabilities. Internally imposed designations of resources are not presented as restricted net position.

Changes in Net Position

The Department's net position increased by $933.2 million, or 6.5%. The balance of the increase in net position can be attributed to an increase in self-constructed infrastructure assets net of accumulated depreciation. As stated earlier, the primary purpose of the Department is to maintain and preserve road infrastructure assets. Furthermore, the South Carolina Transportation Bank donated $79.7 million in infrastructure assets to the Department.

In 2018, the Department's program expenditures exceeded program revenues by $204.4 million. A breakdown of the $2.3 billion in gross revenues reveals that motor fuel user fees of $688.3 million represented 29.9%, while Federal Highway, FEMA and transit allocations and grants of $1.068 billion represented 45%. Other revenue sources representing 25% of revenues came from various sources including toll revenues, motor vehicle fees, charges for services, state appropriations, and interest income. Increased miles driven resulted in a slight increase in the federal motor fuel revenues.

In October 2016, South Carolina Hurricane Matthew made landfall in McClellanville, SC as a Category 1 storm with sustained winds of 75 miles per hour. This event caused wind and surge damage to the lower part of the coast and wind and flooding damage to the northern part of the coast. The Department conducted thorough inspections of all bridges and roads and began recovery of the State Highway System. Total damages on the State Highway System are expected to be $100.1 million and many costs are eligible for federal assistance from Federal Highway Administration and Federal Emergency Management. It is estimated that the State's responsible share would be $30.4 million. The Department has incurred costs through June 30, 2018 of $60.4 million of which $49.6 million has been received in federal assistance.

The Department continues to incur costs for damage and repair as a result of the October 2015 statewide emergency event of significant rainfall resulting in widespread flooding. Total damages on the State Highway System are estimated to be $137 million and many costs are eligible for federal assistance from Federal Highway Administration and Federal Emergency Management. It is estimated the State's responsible share would be $49 million. During the 2016 Legislative Session, The General Assembly provided funding in the amount of $49 million which was provided to the Department to assist in the recovery and repair process and provide required federal assistance matching funds. The Department is committed to the full recovery of the State Highway System and has incurred costs through June 30, 2018 of $115.7 million of which $73.4 million has been received in federal assistance. Additional federal assistance is expected up to $13.1 million and will be based upon total costs and their federal assistance eligibility.

On December 4, 2015, President Obama signed into law Public Law 114-94, the Fixing America's Surface Transportation Act (FAST Act). The FAST Act funds surface transportation programs—including, but not limited to, Federal-aid highways—at over $305 billion for fiscal years 2016 through 2020. SC was apportioned $704.8 million in Federal Fiscal Year 2018. It is the first long-term surface transportation authorization enacted in a decade that provides long-term funding certainty for surface transportation.

Table A-2 presents a breakdown of these revenues and expenses for fiscal year 2017-2018 with comparative figures for the prior year.

Table A-2

SCDOT Changes in Net Position
(Expressed in Millions)

	Governmental Activities			
Revenues:	2018	% of Revenue	2017	% of Revenue
Program Revenues:				
Charges for Services	$ 158.7	7%	$ 120.2	6%
Operating Grants and Contributions	122.7	5%	116.6	4%
Capital Grants and Contributions	945.5	40%	955.0	42%
General Revenues:				
Motor Fuel User Fees	688.3	29%	596.4	26%
Taxes	10.5	0%	166.0	7%
Infrastructure Maintenance Trust Fees	239.6	10%	-	
State Infrastructure Bank for CTC - Proviso 117.13	-	0%	50.0	2%
Other Fees	146.1	6%	134.6	6%
State Appropriations	50.1	2%	137.4	6%
Investment Earnings	3.1	1%	5.3	1%
Total Revenues	**2,364.6**	**100%**	**2,281.5**	**100%**
Expenses:				
Public Transportation	1,417.2		1,222.3	
Unallocated Interest Expense	14.2		17.1	
Total Expenses	**1,431.4**		**1,239.4**	
Changes in Net Position	**933.2**		**1,042.1**	

FINANCIAL ANALYSIS OF THE DEPARTMENT'S INDIVIDUAL FUNDS

As noted earlier, the Department uses fund accounting to ensure and demonstrate compliance with finance-related legal requirements.

Governmental Funds

The focus of the Department's governmental funds are to provide information on near-term inflows, outflows, and balances of spendable resources. Such information is useful in assessing the Department's financing requirements. In particular, unreserved fund balance may serve as a useful measure of a government's net resources available for spending at the end of the fiscal year. As of the end of the current fiscal year, the Department's State Highway Fund reported ending fund balance of $545.4 million, an decrease of $41.9 million in comparison with the prior year. "Committed" fund balance is 95.7% of the total fund balance or $522.3 million, which has been approved by the Board of Commissioners for spending in the coming years. A portion of fund balance is "restricted" to indicate that it is not available for new spending because it has already been restricted to pay the South Carolina Infrastructure Bank ($10 million) and capital lease expenditures ($4.5 million). The remainder of fund balance is "non-spendable" for (1) for inventories and prepaid expenses ($7.7 million), (2) for long-term receivables ($0.6 million) and $241 thousand for other assets.

The Department's Infrastructure Maintenance Trust Special Revenue Fund reported ending fund balance of $324.2 million, an increase of $324.2 million as this fund was established during fiscal year 2018. "Restricted" fund balance is 100% of the total fund balance or $324.2 million, as it has already been restricted by law to fund maintenance expenditures of existing roadways.

GOVERNMENTAL FUND BUDGETARY HIGHLIGHTS

The South Carolina Appropriations Act as enacted becomes the legal operating budget for the department. The Department's legally adopted budget is presented at the program level including the restricted, earmarked, and general funds appropriated and is included in Other Budgeted Funds for the State. Legal level of authority exists at the program level and any revisions to the budget over and above the amount totally appropriated must be approved by the State Budget and Control Board. The Department has the authority to carry forward any unspent cash balances in certain earmarked accounts and appropriate those balances to meet program expenditures.

Program expenditures for permanent improvements and maintenance that are federally funded were lower than planned due to the delayed execution of projects and weather-related delays. As a result, federal reimbursements were lower than budgeted.

CAPITAL ASSETS AND DEBT ADMINISTRATION

Capital Assets

The Department's investment in capital assets for its governmental activities as of June 30, 2018, amounts to $19.7 billion, less accumulated depreciation of $4.3 billion, leaving a net book value of $15.4 billion. This investment in capital assets includes land, buildings, improvements, equipment, infrastructure and construction in progress. Infrastructure assets are items that are normally stationary in nature and can be preserved for a significantly longer period than most capital assets. In the case of the Department, infrastructure assets are classified into **three networks**: roads, bridges and right of ways. Costs or estimated costs of infrastructure and related depreciation were recorded retroactively back to the year 1917. The Department has chosen to depreciate infrastructure assets (excluding right of ways). **Table A-3** summarizes capital assets at June 30, 2017 and June 30, 2018.

Table A-3

SCDOT Capital Assets
(expressed in millions)

	Primary Government	
	2018	2017
Land	$ 3.4	$ 3.4
Buildings and Improvements	83.3	83.3
Furniture, Vehicles and Equipment	286.2	270.5
Infrastructure		
Right of Way	1,665.5	1,613.4
Roads and Bridges	14,526.0	14,271.3
Construction in Progress	3,119.4	2,623.9
Total Cost	$ 19,683.6	$ 18,865.8
Less Accumulated Depreciation	4,324.4	4,115.2
Net Capital Assets	**$ 15,359.2**	**$ 14,750.6**

The total increase in the Department's investment in capital assets for the current fiscal year was about 2.4% in terms of net book value. However, actual expenditures to purchase or construct capital assets were $759.4 million for the year. Donated assets equaled $79.8 million. Depreciation charges for the year totaled $225.6 million. There was a total of $5.0 million in capital assets disposed of during the year. Refer to note 6 in the financial statements for additional information on capital assets.

Long Term Debt and Other Long Term Obligations

The authority of the Department to incur debt is described in Sections 57-11-210 of the South Carolina Code and continued and amended by Section 11-27-30 thereof, authorizing the issuance of general obligation State Highway Bonds for highway construction and related purposes backed by the full faith and credit of the state. State Highway Bonds are additionally secured by a pledge of so much of the revenues as may be made applicable by the General Assembly for state highway purposes from gasoline and fuel oil taxes and motor vehicle license fees.

The Department's total long-term obligations decreased by $73.9 million during the current fiscal year to $371.4 million. The net decrease is primarily attributed to the payment of principal on outstanding debt of $70.1 million. Other long-term debt includes $177.5 million due to the South Carolina State Transportation Infrastructure Bank for financial assistance on transportation projects managed by the entity and accrued compensated absences of $26.8 million (net decrease for the year of $2.4 million). Due within one year for all long-term obligations is $94.6 million. Refer to notes 7, 8 and 9 of the financial statements for additional information on debt administration.

The Department's net pension liability has been recorded in accordance with GASB Statement No. 68 and represents the Department's share of the State's net pension liability. The net pension liability as of June 30, 2017 was $419.1 million and at June 30, 2018, it had increased to $449.1 million. The increase is due to an overall increase in the net pension liability in the pension plan of the State. GASB Statement No. 68 does not affect the Department's required contributions to the pension plan. See Note 12 to the financial statements for additional information regarding the Department's pension plan.

The Department was required to record is proportionate share of the net OPEB liability in accordance with GASB Statement No. 75 and represents the Department's share of the State's net OPEB liability related to the State's Retiree Health Insurance Trust Fund. The net OPEB liability as of June 30, 2018 was $325.6 million. The implementation of GASB Statement No. 75 also required the restatement of beginning net position for the Department's proportionate share of the net OPEB liability as of June 30, 2017. This resulted in a reduction in beginning net position of $337.9 million. See note 13 to the financial statements for additional information regarding the Department's OPEB plan.

ECONOMIC FACTORS AND NEXT YEAR'S BUDGETS AND RATES

During the 2017 Legislative Session Act 40, the "Roads Bill", was adopted which provides the Department with the first sustainable and significant increase in revenue in 30 years. The motor fuel user fees will increase by 2 cents a year, beginning July 2017, and continue to increase by 2 cents per year for the next 6 years for a total of 12 cents by July 2022. In addition to motor fuel user fees, Act 40 increased a variety of motor vehicle fees, the maximum sales and use tax and created an infrastructure maintenance fee. During FY18-19, the Department expects to receive an additional $357 million in Act 40 revenues. The new revenues are to be largely allocated specifically to the long-term maintenance and preservation of the State system. Over the next ten years, with the assistance of these funds, the Department will improve the "worst of the worst" dangerous rural roads, replace fifty percent of the State's structurally deficient bridges, resurface and rebuild fifty percent of the State's highways and embark on 11-12 Interstate widening projects. At full implementation, the 2017 Roads Bill will add an estimated additional $600 million for South Carolina infrastructure.

On July 1, 2017, the Department embarked on a new Strategic Plan which includes the following five goals; improve safety programs and outcomes in high-risk areas, maintain and preserve the existing transportation structure, improve the Department's program delivery and increase the efficiency and reliability of the South Carolina road and bridge network, provide a safe and productive work environment for Department employees and earn public trust through transparency, improved communication and audit compliance. Accomplishments during the first year include a 6% reduction in road fatalities, 141 miles of rural road safety projects recommended for award, approximately 85% of the 73,153 routine maintenance customer requests resolved within 30 days, 5% reduction in the number of mass transit vehicles in poor condition, 16% reduction in workplace violence and 175 speaking engagements which provide updates to the public and industry partners.

REQUESTS FOR INFORMATION

This financial report is designed to provide a general overview of the Department's finances for all of the Department's taxpayers, customers, investors and creditors. This financial report seeks to demonstrate the Department's accountability for the money it receives.

Questions concerning any of the information provided in this report or requests for additional information should be addressed to:

South Carolina Department of Transportation
Deputy Secretary of Finance and Administration
955 Park Street, Suite 304
Columbia, South Carolina 29202-0191

The Department's component unit, Connector 2000 Association, Inc., issues its own separately audited financial statements. These statements may be obtained by directly contacting Southern Connector at Post Office Box 408, Piedmont, South Carolina 29673 or by telephone at (864) 527-2150.

SOUTH CAROLINA DEPARTMENT OF TRANSPORTATION

STATEMENT OF NET POSITION
JUNE 30, 2018

(In Thousands)

	Primary Entity Governmental Activities	Component Unit
ASSETS AND DEFERRED OUTFLOWS		
Current assets:		
Cash and cash equivalents	$ 899,552	$ 1,870
Receivables:		
Federal government	118,912	-
State agencies	161,938	-
Local governments	6,294	-
Other entities-net of allowances	1,209	-
Miscellaneous	-	4
Accrued interest receivable	3,905	-
Prepaid items	5,146	62
Inventories	2,595	283
Total current assets	1,199,551	2,219
Noncurrent assets:		
Restricted assets:		
Cash and cash equivalents	14,538	10,735
Total restricted assets	14,538	10,735
Receivables, net of current portion:		
Local governments	485	-
Other entities	125	-
Other assets	241	-
Non-depreciable capital assets	4,788,207	-
Capital assets, net of accumulated depreciation	10,571,033	1,363
Interest in license agreement, net of accumulated amortization	-	120,041
Total non-current assets	15,374,629	132,139
TOTAL ASSETS	16,574,180	134,358
Deferred outflows of resources:		
Deferred loss on refunding	4,645	-
Deferred outflows of resources related to pensions	77,782	-
Deferred outflows of resources related to OPEB	11,120	-
Total deferred outflows of resources	93,547	-
TOTAL DEFERRED OUTFLOWS OF RESOURCES	$ 93,547	$ -

See accompanying Notes to Financial Statements.

SOUTH CAROLINA DEPARTMENT OF TRANSPORTATION
STATEMENT OF NET POSITION (CONTINUED)
JUNE 30, 2018

(In Thousands)

LIABILITIES AND NET POSITION	Primary Entity Governmental Activities	Component Unit
Liabilities:		
Current liabilities:		
Bonds payable	$ 52,789	$ 6,902
Accrued interest payable	1,216	-
Accounts payable	165,097	327
Intergovernmental payable:		
Due to State agency	27,169	-
Accrued payroll and related liabilities	25,079	-
Due to Agency Fund - County Transportation Program	11,173	-
Accrued compensated absences	16,379	-
Unearned revenue	140,943	659
Securities lending collateral	694	-
Total current liabilities	440,539	7,888
Noncurrent liabilities:		
Bonds payable, including unamortized premium and net of current portion and unamortized discounts	109,839	198,568
Intergovernmental payable:		
Due to State agency, net of current portion	152,057	-
Master lease payable	4,535	-
Accrued compensated absences, net of current portion	10,429	-
Net pension liability	449,060	-
OPEB liability	325,592	-
Total noncurrent liabilities	1,051,512	198,568
TOTAL LIABILITIES	1,492,051	206,456
Deferred inflows of resources:		
Deferred inflows of resources related to pensions	1,294	-
Deferred inflows of resources related to OPEB	30,777	-
Total deferred inflows of resources	32,071	-
Net position:		
Net investment in capital assets	15,019,272	1,363
Restricted:		
State infrastructure agreement	10,000	-
Maintenance	324,280	1,461
Unrestricted	(209,947)	(74,922)
TOTAL NET POSITION	$ 15,143,605	$ (72,098)

See accompanying Notes to Financial Statements.

SOUTH CAROLINA DEPARTMENT OF TRANSPORTATION
STATEMENT OF ACTIVITIES
FOR THE YEAR ENDED JUNE 30, 2018

(In Thousands)

		Program Revenues			Net (Expenses) Revenues and Changes in Net Position	
Functions/Programs	Expenses	Charges for Services	Operating Grants and Contributions	Capital Grants and Contributions	Governmental Activities	Component Unit
Primary entity:						
Public Transportation	$ 1,417,218	$ 158,692	$ 122,688	$ 945,475	$ (190,363)	$ -
Unallocated interest expense	14,097	-	-	-	(14,097)	-
Total primary entity	1,431,315	158,692	122,688	945,475	(204,460)	-
Component unit:						
Toll operations	$ 20,877	$ 11,288	$ -	$ -	-	(9,589)
Totals					(204,460)	
	General revenues:					
	Motor Fuel User Fees				688,260	-
	Taxes (Max Sales and Electric Power)				10,562	-
	Infrastructure Maintenance Trust Fund fees				239,560	-
	Other Revenues				146,087	20
	State appropriations				50,057	-
	Interest/investment income				3,148	-
	Total general revenues				1,137,674	20
	Change in net position				933,214	(9,570)
	Net position - Beginning, restated				14,210,391	(62,528)
	Net position - Ending				$ 15,143,605	$ (72,098)

See accompanying Notes to Financial Statements.

SOUTH CAROLINA DEPARTMENT OF TRANSPORTATION

BALANCE SHEETS - GOVERNMENTAL FUNDS

JUNE 30, 2018

(In Thousands)

ASSETS

	Transportation Special Revenue Fund	Infrastructure Maintenance Trust Special Revenue Fund	Total
Current assets:			
Cash and cash equivalents	$ 640,987	$ 258,565	$ 899,552
Receivables:			
Federal government	118,912	-	118,912
State agencies	92,652	69,286	161,938
Local governments	6,294	-	6,294
Other entities	1,209	-	1,209
Accrued interest receivable	3,187	718	3,905
Prepaid items	5,146	-	5,146
Inventories	2,595	-	2,595
Total current assets	870,982	328,569	1,199,551
Non-current assets:			
Restricted assets:			
Cash and cash equivalents	14,538	-	14,538
Total restricted assets	14,538	-	14,538
Receivables, net of current portion			
Local governments	485	-	485
Other entities	125	-	125
Other assets	241	-	241
Total non-current assets	15,389	-	15,389
TOTAL ASSETS	$ 886,371	$ 328,569	$ 1,214,940
LIABILITIES AND FUND BALANCE			
Liabilities:			
Current liabilities:			
Accounts payable	$ 160,808	$ 4,289	$ 165,097
Intergovernmental payables:			
Due to State agencies	1,775	-	1,775
Accrued payroll and related liabilities	25,079	-	25,079
Due to Agency Fund - County Transportation Program	11,173	-	11,173
Unearned revenue	141,427	-	141,427
Securities lending collateral	694	-	694
TOTAL LIABILITIES	340,956	4,289	345,245
Fund balance:			
Nonspendable			
Inventories and prepaid items	7,741	-	7,741
Long-term receivables	610	-	610
Other assets	241	-	241
Restricted	14,538	324,280	338,818
Committed	522,285	-	522,285
TOTAL FUND BALANCE	545,415	324,280	869,695
TOTAL LIABILITIES AND FUND BALANCE	$ 886,371	$ 328,569	$ 1,214,940

See accompanying Notes to Financial Statements.

SOUTH CAROLINA DEPARTMENT OF TRANSPORTATION

RECONCILIATION OF THE BALANCE SHEETS TO THE STATEMENT OF NET POSITION
JUNE 30, 2018

(In Thousands)

FUND BALANCE - GOVERNMENTAL FUND		$ 869,695
Amounts reported for governmental activities in the statement of net position are different because:		
Assets are capitalized and depreciated or amortized in the statement of net position and are charged to expenditures in the governmental fund:		
Capital assets, net of accumulated depreciation		15,359,240
Unearned revenues are recognized on an accrual basis in the statement of net position and on the modified accrual basis in the governmental fund:		
Participation agreements, net of allowance for bad debts		484
Deferred outflows of resources are recognized in the statement of net position, but are not reported on in the governmental fund		
Deferred loss on refunding of bonds		4,645
Deferred outflows of resources related to pensions		77,782
Deferred outflows of resources related to OPEB		11,120
Deferred inflows of resources are recognized in the statement of net position, but are not reported on in the governmental fund		
Deferred inflows of resources related to pensions		(1,294)
Deferred inflows of resources related to OPEB		(30,777)
Liabilities are not due and payable in the current period, therefore, are not reported in the governmental fund:		
Bonds payable including unamortized premium	$ (162,628)	
Intergovernmental payable:		
Due to State agency	(177,451)	
Master lease payable	(4,535)	
Accrued compensated absences	(26,808)	
Accrued interest payable	(1,216)	
Net pension liability	(449,060)	
OPEB liability	(325,592)	(1,147,290)
NET POSITION - GOVERNMENTAL ACTIVITIES		$ 15,143,605

See accompanying Notes to Financial Statements.

SOUTH CAROLINA DEPARTMENT OF TRANSPORTATION

STATEMENTS OF REVENUES, EXPENDITURES, AND CHANGES IN FUND BALANCES
GOVERNMENTAL FUNDS
FOR THE YEAR ENDED JUNE 30, 2018
(In Thousands)

	Transportation Special Revenue Fund	Infrastructure Maintenance Trust Special Revenue Fund	Total
REVENUES:			
Taxes:			
Max Sales	$ 3,684	$ 3,070	$ 6,754
Electric Power	3,808	-	3,808
Fees:			
Motor fuel user fees	582,621	105,639	688,260
Infrastructure Maintenance Trust Fund fees	-	239,560	239,560
Other fees, fines, and permits	146,248	-	146,248
State appropriations	50,057	-	50,057
Federal grants - FHWA	940,078	-	940,078
Federal grants - FTA	16,568	-	16,568
Federal grants - FEMA	29,854	-	29,854
Reimbursements from Agency Fund	4,826	-	4,826
Interest/investment income	1,584	1,564	3,148
Sales of goods and fees for services	16,008	-	16,008
Other revenues	6,949	531	7,480
Participation agreement/project revenues	126,325	-	126,325
TOTAL REVENUES	1,928,610	350,364	2,278,974
EXPENDITURES:			
Current:			
General administration	61,812	-	61,812
Engineering	70,275	-	70,275
Toll facilities	3,696	-	3,696
Public transportation	29,684	-	29,684
Highway maintenance	814,790	9,061	823,851
Capital outlay:			
Rights of way land	50,987	-	50,987
Construction in progress			-
Infrastructure - road and bridge network	681,254	-	681,254
Other	2,050	-	2,050
Equipment and furniture	10,702	-	10,702
Vehicles	14,419	-	14,419
Debt service:			
Principal	70,084	-	70,084
Interest	14,411	-	14,411
Allocations to other entities:			
State agency - State Infrastructure Bank	28,442	-	28,442
State agency - State Infrastructure Bank - Act 98	50,000	-	50,000
Agency fund - County Transportation Program	73,941	17,023	90,964
TOTAL EXPENDITURES	1,976,547	26,084	2,002,631
EXCESS OF REVENUES OVER EXPENDITURES	(47,937)	324,280	276,343
Other Financing Sources			
Proceeds from sale of capital assets	1,539	-	1,539
Proceeds from master lease	4,535	-	4,535
TOTAL OTHER FINANCING SOURCES	6,074	-	6,074
NET CHANGE IN FUND BALANCE	(41,863)	324,280	282,417
FUND BALANCE, beginning of year	587,278	-	587,278
FUND BALANCE, end of year	$ 545,415	$ 324,280	$ 869,695

See accompanying Notes to Financial Statements.

SOUTH CAROLINA DEPARTMENT OF TRANSPORTATION
RECONCILIATION OF THE STATEMENT OF REVENUES, EXPENDITURES
AND CHANGES IN FUND BALANCE TO THE STATEMENT OF ACTIVITIES
FOR THE YEAR ENDED JUNE 30, 2018

(In Thousands)

INCREASE IN FUND BALANCE - GOVERNMENTAL FUND		$ 282,417
Amounts reported for governmental activities in the statement of activities are different because:		
Costs of capital assets are reported as expenditures in the governmental fund and are reported as capital asset additions in the statement of net position		759,413
Costs of donated capital assets for right of ways land and infrastructure - road and bridge network are reported in the statement of activities are not reported in the governmental fund		79,756
Depreciation of capital assets is reported as expenses in the statement of activities		(225,555)
Amortization of deferred losses on refunding of bonds is reported as expenses in the statement of activities		(1,904)
Amortization of pension is reported as expenses in the statement of activities		(22,315)
Contributions to the OPEB plan by non employer entitites are reported as revenue in the statement of activities		1,906
Amorization of OPEB is reported as expenses in the statement of activities		(9,256)
Decrease in accrued interest payable is reported as an expense in statement of activities		314
Deferred revenues are reported on a modified accrual basis in the governmental fund and on an accrual basis in the statement of activities		(467)
Proceeds from master lease are reported as other financing sources in the governmental fund as an increase in liabilites in the statement of net position		(4,535)
Amortization of premium on bonds is reported as a reduction of expenses in the statement of activities		5,983
Repayments of long-term debt are reported as expenditures in governmental fund and are reported as a reduction of liabilities in the statement of net position:		
Bonds payable	$ 45,075	
Intergovernmental payable:		
Due to State agency	25,009	
		70,084
Decrease in accrued compensated absences is reported as expense in the statement of activities		2,379
Costs less accumulated depreciation of capital assets disposed of are reported as expenses in the statement of activities		(5,006)
INCREASE IN NET POSITION - GOVERNMENTAL ACTIVITIES		$ 933,214

See accompanying Notes to Financial Statements.

SOUTH CAROLINA DEPARTMENT OF TRANSPORTATION

STATEMENT OF FIDUCIARY NET POSITION
JUNE 30, 2018

(In Thousands)

	Agency Funds
ASSETS:	
Cash and cash equivalents	$ 247,278
Accrued interest receivable	1,719
Due from State Highway Fund	11,314
Total assets	$ 260,311
LIABILITIES:	
Accounts payable and other liabilities	$ 37,302
Special deposits and bonds	1,803
Funds held for counties	221,206
Total liabilities	$ 260,311

See accompanying Notes to Financial Statements.

NOTE 1. SUMMARY OF SIGNIFICANT ACCOUNTING POLICIES:

Reporting Entity

The South Carolina Department of Transportation (the "Department") was established pursuant to Section 57-1-20 of the Code of Laws of South Carolina (the "State") as an administrative agency of the State, comprised of a Division of Mass Transit; a Division of Construction, Engineering and Planning; and a Division of Finance and Administration. The Department is responsible for the planning, construction, maintenance and operation of the highway system of the State and the coordination of statewide mass transit activities.

The Department is governed by the South Carolina Transportation Commission (the "Commission"), which is composed of nine members: one member from each Congressional District and two at-large members. The District members are appointed by the Governor, subject to approval of the legislative delegations of their respective Districts. The at-large members are appointed by the Governor, subject to approval by a separate confirmation vote in both the Senate and the House of Representatives.

The Commission serves as a general policy-making body for the various functions and purposes of the Department as prescribed by law. The Commission defines policies that are to be administered by the Secretary of Transportation.

The core of a financial reporting entity is normally the primary government, which has a separately elected governing body. The Department is reported as part of the primary government of the State. An organization other than a primary government may serve as a nucleus for a reporting entity when it issues separate financial statements. The Department is identified herein as such a primary entity. As required by generally accepted accounting principles, the financial reporting entity includes both the primary entity and all of its component units. Component units are legally separate organizations for which the elected officials of the primary entity are financially accountable, or entities that if excluded would make the financial statements misleading or incomplete. In turn, component units may have component units. The Department has determined it has one component unit, the Connector 2000 Association, Inc. (the "Association"). The Association's disclosures are included in Note 19.

A primary government or entity is financially accountable if it appoints a voting majority of the organization's governing body, and (1) it is able to impose its will on that organization or (2) there is a potential for the organization to provide specific financial benefits to, or impose specific financial burdens on, the primary entity. The primary entity also may be financially accountable if an organization is fiscally dependent on it even if it does not appoint a voting majority of the board. An organization is fiscally dependent on the primary entity that holds one or more of the following powers:

1) Determines its budget without another government having the authority to approve and modify that budget;
2) Levies taxes or set rates or charges without approval by another government; or,
3) Issues bonded debt without approval by another government.

Based on the above described fiscal dependency criterion, the Department has determined it is not a component unit of another entity and the Association is a component unit of the Department under Statements 14, 39 and 61 of the Governmental Accounting Standards Board ("GASB"). This financial reporting entity includes only the Department (a primary entity) and its component unit.

Government-Wide and Fund Financial Statements

The financial statements of the Department and its component unit are presented in accordance with accounting principles generally accepted in the United States of America applicable to state and local governmental units. The GASB is the accepted standard-setting body in the United States of America for establishing governmental accounting and financial reporting principles.

Government-Wide Financial Statements

The Government-wide financial statements are prepared on the accrual basis of accounting and include a "Statement of Net Position" which discloses the financial position of the Department; and a "Statement of Activities" which demonstrates the degree to which the direct expenses by function of the Department's programs are offset by program revenues.

Direct expenses are those that are clearly identifiable with a specific function or segment. Program revenues include 1) charges to customers or applicants who purchase, use or directly benefit from goods, services, or privileges provided by a given function or segment and 2) grants and contributions that are restricted to meeting the operational or capital requirements of a particular function or segment. Other items not properly included among program revenues are reported instead as general revenues.

The Government-wide financial statements (i.e., the Statement of Net Position and the Statement of Activities) report information on all of the non-fiduciary activities of the primary government.

Fund Financial Statements

The Department uses funds to report its financial position and results of operations. Fund accounting is designed to demonstrate legal compliance and to aid financial management by segregating transactions related to certain government functions or activities.

Governmental Funds:

Governmental funds are those through which most governmental functions typically are financed and are used to account for all or most of a government's general activities, including the collection and disbursement of earmarked monies. Expendable assets are assigned to the various governmental funds according to the purposes for which they may or must be used; current liabilities are assigned to the fund from which they are to be paid; and, the difference between the assets and liabilities is fund balance.

State Highway Fund – The State Highway Fund, which is a special revenue fund, generally records the expenditure of revenues that are committed or restricted to specific programs or projects. This special revenue fund accounts for federal grant program revenues, taxes levied with statutorily defined distributions, and other resources committed or restricted as to purpose. Charges for and costs of operations of vehicles and other equipment utilized for road and bridge network projects are reported in this fund. The State Highway Fund was established pursuant to Section 57-11-20 of the Code of Laws of South Carolina (the "Code").

This fund accounts for, among others, gasoline user fee, including the 2.66 cents per gallon that is allocated to the County Transportation Program Agency Fund; and, other special imposts upon highway users for the construction and maintenance of highways and bridges and for other operations of the Department. This fund also accounts for revenue from the sales of goods and services and from participation agreements between the Department and other entities for the sharing of costs of construction projects. The Department's appropriation from the State's General Fund is also included in this fund.

Infrastructure Maintenance Trust Special Revenue Fund – The Infrastructure Maintenance Trust Fund was created by South Carolina Act 40 of 2017 and provides additional funding to the Department to be used for the repairs, maintenance and improvements to the existing transportation system.

This fund accounts for a 2 cents increase to the existing gasoline user fee per year for six years, an infrastructure maintenance fee imposed on the registration of vehicles, trailers, semi-trailers and other items pursuant to Chapter 3 of Title 56 of the Code, a motor carrier road use fee, an increase in biennial vehicle registration fees and a road use fee on hybrid and alternative fuel vehicles. The Infrastructure Maintenance Trust Fund is a special revenue fund as all funds are restricted by law to the repairs, maintenance and improvements of the existing transportation system. The fund may collect additional fees for a ten-year period starting in the year ended June 30, 2017.

Fiduciary Funds:

Fiduciary funds are used to account for assets held by the Department in a trustee capacity or as an agent for individuals, private organizations, other governmental units and/or other funds. The Department uses agency funds which are purely custodial (assets equal liabilities) and thus do not involve the measurement of results of operations. The agency funds used by the Department include the following:

- The County Transportation Program Fund was established pursuant to Section 12-28-2740 of the Code to provide for the receipts from distribution and use of the 2.66 cents per gallon gasoline user fee collected by the South Carolina Department of Revenue and remitted to the Department.
- In addition to the motor fuel user fee, the Department is required to transfer $9.5 million annually from the State Highway Fund to the County Transportation Program (the "Program"). Each county has a county transportation committee that is appointed by the county legislative delegation to administer the use of these funds. Based on the legally prescribed allocation formula, these monies are either paid directly to the counties for infrastructure projects that are administered by the counties or to vendors on behalf of the counties for expenditures incurred on projects that the county transportation committees have contracted the Department to administer.

- The Right of Way Fund is used to account for payments for the purchase of right of ways land which has been contested by the property owner. In those cases, the property owner is paid 75% of the offer and 25% of the offer is transferred to the county clerk of court. Current year's activity represents receipt of funds from various clerks of court and disbursement to property owners upon settlement of contested cases.

- The Special Deposits Fund is used to account for various funds that are collected from other governments or agencies and outside parties. These funds are held until resolution of various matters, such as anti-trust violations, oversize and overweight charges and other similar items that occur.

Measurement Focus, Basis of Accounting, and Financial Statement Presentation

The government-wide financial statements are reported using the economic resources measurement focus and the accrual basis of accounting. Revenues are recorded when earned or for non-exchange transactions, when all eligibility requirements have been met, and expenses are recorded when a liability is incurred, regardless of the timing of related cash flows. Grants and similar items are recognized as revenue as soon as all eligibility requirements imposed by the provider have been met.

Governmental fund financial statements are reported using the current financial resources measurement focus and the modified accrual basis of accounting. Revenues are recognized as soon as they are both measurable and available. "Measurable" means that the amount of the transaction can be determined and "available" means collectible within the current period or soon enough thereafter to pay obligations of the current period. For this purpose, the government considers major sources of revenues to be available if they are collected within sixty days of the end of the current fiscal year. Major sources of revenue reported in compliance with policy are taxes and fees, federal grants, and participation agreements. The Department also accrues current amounts due on long-term receivables based on set repayment schedules.

Expenditures generally are recorded when a liability is incurred, except for principal and interest on bonds payable and other long-term debt, as under accrual accounting. Financial resources of fiduciary funds are reported using the economic resources measurement focus and the accrual basis of accounting.

Revenues – Exchange and Non-Exchange Transactions

Revenues resulting from exchange transactions, in which each party gives and receives essentially equal value, are recorded on the accrual basis when the exchange takes place. On a modified accrual basis, exchange transaction revenues are recorded in the fiscal year in which the resources are measurable and become available.

Non-exchange transactions, in which the Department receives value without directly giving value in return, include grants and donations. On an accrual basis, revenue from grants and donations are recognized in the fiscal year in which all eligibility requirements have been satisfied. Eligibility requirements include timing requirements, which specify the year when the resources are required to be used or the fiscal year when use is first permitted or authorized; matching requirements, in which the Department must provide local resources to be used for a specific purpose; and expenditure requirements, in which the resources are provided to the Department on a reimbursement basis contingent upon the federal authority to claim the funds.

Budget Policy

All activity in the Department's governmental funds is budgeted, and inclusive of State General Funds and Other Funds. The State General Assembly enacts the annual appropriation which becomes the State Highway Fund and Infrastructure Maintenance Trust Special Revenue Fund operating budget. Please refer to the information contained in Required Supplementary Information for the budgeted and actual expenditures on the budgetary basis of accounting and related notes on pages 67-68.

Cash and Cash Equivalents

The amounts shown in the financial statements of the Department as "cash and cash equivalents" represent petty cash, cash on hand with the State Treasurer, and cash invested in various instruments by the State Treasurer as part of the State's internal cash management pool.

Most State agencies, including the Department, participate in the State's internal cash management pool. Because the cash management pool operates as a demand deposit account, amounts invested in the pool are classified as cash and cash equivalents. The State Treasurer administers the cash management pool. The pool includes some long-term investments, such as obligations of the United States and certain agencies of the United States, obligations of the State of South Carolina and certain of its political subdivisions, certificates of deposit, collateralized repurchase agreements, and certain corporate bonds. Information pertaining to carrying amounts, fair value, and credit risk of the State Treasurer's investments is disclosed in the Comprehensive Annual Financial Report ("CAFR") of the State of South Carolina.

The State's internal cash management pool consists of a general deposit account and several special deposit accounts. The State records each fund's equity interest in the general deposit account; however, all earnings on that account are credited to the General Fund of the State. The Department records and reports its deposits in the general deposit account at cost, and records and reports its deposits in the special deposit accounts at fair value. Investments held by the pool are recorded at fair value. Interest earned by the Department's special deposit accounts is posted to the Department's account at the end of each month and is retained. Interest/investment earnings are allocated based on the percentage of the Department's accumulated daily income receivable to the income receivable of the pool. Reported income includes interest earnings at the stated rate, realized gains/losses and unrealized gains/losses arising from changes in the fair value of investments in the pool. Realized gains and losses are allocated daily and are included in the accumulated income receivable. Unrealized gains and losses are allocated at year-end based on the percentage ownership in the pool.

Some State Treasurer accounts are not included in the State's internal cash management pool because of restrictions on the use of the funds. For those accounts, cash equivalents include investments in short-term highly liquid securities having an initial maturity of three months or less at the time of acquisition. At year-end, the Department held no investments.

Capital Assets

Capitalized assets include land, improvements to land, easements, right-of-ways, buildings, building improvements, vehicles, equipment, furniture, infrastructure, and all other tangible or intangible assets that are used in operations and have initial useful lives extending beyond a single reporting period. Infrastructure assets acquired prior to fiscal years ended June 30, 1980 are reported at cost beginning with fiscal year 1917. Capital assets also include assets purchased with Federal funds in which the Federal government retains a reversionary interest.

Capital assets are recorded at cost at the date of acquisition or fair value at the date of donation in the case of gift. Assets contributed by another state agency are recorded at the acquisition cost of that agency. The Department follows capitalization guidelines established by the State. Major additions, renovations, and other improvements which provide new uses, or extend the useful life of an existing capital asset, are capitalized. Routine repairs and maintenance are charged to operations in the year in which the expense is incurred.

Depreciation is computed using a full month of depreciation recorded upon the initial acquisition of the asset. A full month of depreciation will be recorded during the life of the asset each month and this will continue until retirement of the asset or until full depreciation of that asset has occurred.

A summary of the Department's capitalization thresholds and useful life by asset category is as follows:

Asset Category	Capitalization	Useful Life (Years)
Land	All, regardless of cost	Indefinite
Non-depreciable land improvements	All, regardless of cost	Indefinite
Depreciable land improvements	Any costing more than $100,000	30
Infrastructure:	Any costing more than $500,000	
Roads		75
Bridges		50
Buildings and building improvements	Any costing more than $100,000	30
Vehicles Equipment and furniture	Any costing more than $5,000	5 – 12

Receivables

Receivables are reported net of any allowances for uncollectible amounts and any discounts, if applicable. The Department's receivables consist of amounts due from the Federal government, State agencies, local governments, and other entities and individuals. Some of the receivables are evidenced by notes and contracts. The notes and contracts are related to costs shared by other entities in construction projects.

Prepaid Expenses

The Department makes certain payments to vendors to reflect costs applicable to future accounting periods and are recorded as prepaid expenses in the accompanying financial statements.

Inventories

The Department maintains inventories for its use and resale to other state agencies, local governments, and other entities. All inventories are valued at cost using the weighted average method. Expenditures for inventory are accounted for using the consumption method of accounting.

Other Assets

Other assets consist of right of way land the Department had to purchase for economic reasons that was not allocable to project construction costs. These purchases are held until they are disposed of and are reflected in the accompanying financial statements at the original cost to the Department. Expenditures for this land are accounted for using the consumption method of accounting in which the purchase is recorded as expenditure when purchased. Gains or losses on the disposition of right of way land are included in the other revenues category in the fund financial statements. Right of way land transferred to county and municipal governments for no consideration are recorded as allocations to other entities – county and municipal governments in the fund financial statements.

Bonds Payable, Bond Discounts, Bond Premiums and Bond Issuance Costs

The Department reports bonds payable in the government-wide financial statements. The Department defers and amortizes bond discounts and bond premiums over the term of the bonds using the bonds outstanding method, which results in amortization being computed using the percentage of bonds retired to the original amount of bonds issued. Costs incurred in connection with the bond issues are expensed as incurred unless it is insurance. The Department reports bonds payable net of the applicable bond premium or discount.

Deferred Outflows and Inflows of Resources

Deferred outflows of resources consist of deferred losses on refunding of bonds and amounts related to the net pension and other post-employment benefits ("OPEB") liabilities. The deferred losses on refunding of bonds result from the current or advance refunding of bonds resulting in the defeasance of debt. The difference between the reacquisition price and the net carrying amount of the old debt is amortized over the remaining life of the old debt or the life of the new debt, whichever is shorter.

Refer to Notes 10, 13, and 14 for information on Department's deferred outflows and inflows of resources.

Rebatable Arbitrage

Arbitrage involves the investment of proceeds from the sale of tax-exempt securities in a taxable investment that yields a higher rate, resulting in income in excess of interest costs. Federal law requires entities to rebate to the government such income on tax-exempt debt if the yield from those earnings exceeds the effective yield on the related tax-exempt debt issued. Governmental units may avoid the requirement to rebate the "excess" earnings to the federal government under certain circumstances, if they issue no more than $5 million in total of all such debt in a calendar year and if they meet specified targets for expending of the proceeds and interest earnings thereon. For this purpose, tax-exempt indebtedness includes bonds and certain capital leases and installment purchases. The federal government only requires arbitrage be calculated, reported and paid every five years or at maturity of the debt, whichever is earlier.

The potential liability is calculated annually for financial reporting purposes. There was no arbitrage liability at June 30, 2018.

Unearned Revenue

Unearned revenue in the government-wide financial statements consists of advance payments for construction projects which have not been earned. Revenues are recognized in the period in which the project expenditures are made. Revenues from participation agreements and other project contracts are recognized as earned based on the percentage of completion method. The unearned portion is reflected as unearned revenue in the liability section of the financial statements of the Department until earned.

Unearned revenue in the fund financial statements represents the long-term portion of receivables that will not be collected within one year of the balance sheet date and advance payments for construction projects.

Compensated Absences

Generally, all permanent, full-time State employees and certain part-time employees scheduled to work at least one-half of the agency's work days of the month are entitled to accrue and carry forward at calendar year-end maximums of 180 days sick leave and of 45 days annual vacation leave. Upon termination of State employment, employees are entitled to be paid for accumulated unused annual vacation leave up to the maximum, but are not entitled to any payment for unused sick leave. The compensated absences liability includes accrued annual leave earned for which the employees are entitled to paid time off or payment at termination. The Department calculates the gross compensated absences liability based on recorded balances of unused leave. The entire unpaid liability for which the employer expects to compensate employees through paid time off or cash payments, inventoried at fiscal year-end current salary costs and the cost of the salary-related benefit payments, is recorded as a liability.

Use of Estimates

The preparation of financial statements in conformity with GAAP requires management to make estimates and assumptions that affect certain reported amounts of assets, deferred outflows of resources, liabilities and deferred inflows of resources, and disclosure of contingent assets and liabilities at the date of the basic financial statements and the reported amounts of revenues and expenses/expenditures during the reporting period. Accordingly, actual results could differ from those estimates. Estimates include but are not limited to the amounts remaining on outstanding construction contracts, the allowance for doubtful accounts and the useful life of capital assets and estimates of the pension and OPEB liabilities.

Net Position

The Department presents the following classifications of net position in the "Statement of Net Position" in accordance with GASB 63, Financial Reporting of Deferred Outflows of Resources, Deferred Inflows of Resources, and Net Position.

Net Investment in Capital Assets – Consists of capital assets, including restricted capital assets, net of accumulated depreciation and amortization, and reduced by the outstanding balances of any bonds, notes or other borrowings that are attributable to the acquisition, construction, or improvement of those assets.

Restricted net position – Consists of assets with constraints placed on the use either by (1) external groups such as creditors, grantors, contributors, or laws or regulations of other governments; or (2) law through constitutional provisions or enabling legislation. In all cases, if individual restricted net position categories are negative, the negative balance is eliminated and reclassified against unrestricted net position. $324.2 million of net position is restricted by enabling legislation related to the Infrastructure Maintenance Fee.

Unrestricted net position – All other assets that do not meet the definition of "restricted" or "invested in capital assets net of related debt".

The Department's policy is to first apply restricted resources when an expense is incurred for purposes for which both restricted and unrestricted net position is available.

Fund Balance

The following categories of fund balance are being used in the fund level financial statement of the governmental fund in accordance with GASB Statement 54, *Fund Balance Reporting and Governmental Fund Type Definitions*:

Nonspendable fund balance

The nonspendable fund balance classification includes amounts that cannot be spent because they are either not in spendable form or legally or contractually required to be maintained intact. The "not in spendable form" criterion includes items that are not expected to be converted to cash, for example, inventories and prepaid amounts.

Restricted fund balance

The restricted fund balance classification includes amounts that are either restricted externally by creditors, grantors, contributors, or laws or regulations of other governments or restricted by law through constitutional provisions or enabling legislation. The use of the Infrastructure Maintenance Trust Special Revenue Fund is restricted by law and as such, its fund balance is presented as restricted.

Committed fund balance

The committed fund balance classification includes amounts that can only be used for specific purposes pursuant to constraints imposed by formal action of the Department's highest level of decision-making authority. Those committed amounts cannot be used for any other purpose unless the Department removes or changes the specified use by taking the same type of action it employed to previously commit those amounts. Committed fund balances also incorporate contractual obligations to the extent that existing resources in the fund have been specifically committed for use in satisfying those contractual requirements. The Department recognizes committed fund balances that have been approved for specific purposes by Department Commission before the fiscal year end.

The Department pre-defines the use of committed fund balance with two key actions. 1) The Commission submits a budget to the governor, the budget, in some revised form, is later approved by the legislature and governor, which generally governs the purpose and use of departmental funds and resources. 2) The Commission also produces and approves, following public comment, the Statewide Transportation Improvement Plan ("STIP") which further prioritizes the use of Departmental funds and resources for the following six years. Amendments to either the annual budget or the STIP require formal submission to the State Budget Office or to the Commission respectively.

Assigned fund balance

The assigned fund balance classification includes amounts that are constrained by the Department's intent to be used for specific purposes but are not restricted or committed. The authority for making an assignment is not required to be the Department's highest level of decision-making authority and as such, the nature of the actions necessary to remove or modify an assignment does not require the Department's highest level of authority. Assigned fund balance amounts in the Department's financial statements represent amounts approved by the Department to be transferred and spent after year end. In the special revenue fund, assigned fund balances represent amounts to be spent for specific purposes. The Department had no assigned fund balance at June 30, 2018 as it was all restricted or committed.

Unassigned fund balance

The unassigned fund balance classification includes amounts that have not been assigned to other funds and has not been restricted, committed, or assigned for specific purposes within the general fund. The governmental fund is presented as a special revenue fund, and therefore, there was no unassigned fund balance.

Based on the Department's policies regarding fund balance classifications as noted above, the Department considers amounts that are restricted, committed, or assigned to be spent when the corresponding expenditure that has been designated by the Department Commission has been made.

Implementation of New Accounting Standards

The Department implemented GASB Statement No. 75, *Accounting and Financial Reporting for Postemployment Benefits other than Pensions* in the year ended June 30, 2018. Net Position as of July 1, 2017 has been restated in accordance with these provisions. See Note 13 for further details regarding the implementation of this standard.

	(in thousands)
Net position as of June 30, 2017, as previously reported:	$ 14,548,290
Adjustment to record net OPEB liability	(347,792)
Adjustment to record deferred outflows of resources related to the net OPEB liability	9,893
Net position as of June 30, 2017, as restated:	$ 14,210,391

NOTE 2. DEPOSITS AND INVESTMENTS:

The following schedule reconciles deposits and investments within the footnotes to the amounts in the financial statements:

(In Thousands)

	Financial Statements		Footnotes
Unrestricted current assets:			
Cash and cash equivalents	$ 899,552	Deposits held by State Treasurer	$ 1,161,368
Restricted noncurrent assets:			
Cash and cash equivalents	14,538		-
Fiduciary - Agency Funds			
Cash and cash equivalents	247,278		-
Total Primary Entity	$ 1,161,368		$1,161,368

Deposits Held by State Treasurer

The deposits of the Department held by the State Treasurer are under the control of the State Treasurer who, by law, has sole authority for investing State funds. State law requires full collateralization of all State Treasurer bank balances. The State Treasurer must correct any deficiencies in collateral within seven days.

With respect to investments in the State's internal cash management pool, all of the State Treasurer's investments are insured or registered or are investments for which the securities are held by the State or its agent in the State's name. The State's investment policy by law authorizes investments that vary by fund, but generally include obligations of the United States and certain agencies of the United States, obligations of the State of South Carolina and certain of its political subdivisions, certificates of deposit, collateralized repurchase agreements, certain corporate bonds, and commercial paper.

Custodial credit risk for investments is the risk that in the event of a failure of the counterparty to a transaction, the State will not be able to recover the value of investments or collateral securities that are in possession of an outside party. All of the State Treasurer's investments are fully insured or collateralized.

More information pertaining to carrying amounts, fair value, credit and other risks as required by GASB Statement No. 40, *Deposits and Investments - Risk Disclosures*, and GASB Statement No. 72, *Fair Value Measurement and Application* of the State Treasurer's investments are disclosed in the CAFR of the State of South Carolina.

Cash and cash equivalents reported include an unrealized loss of $7.2 million for the governmental funds and an unrealized loss of $1.9 million for the fiduciary funds as of June 30, 2018 arising from changes in the fair value. Interest/investment income includes an unrealized loss of $8.8 million for the year ended June 30, 2018 for the Department's governmental funds.

NOTE 3. STATE APPROPRIATIONS:

The original appropriation is the Department's base budget amount as presented in Section 84, Part IA of the 2017-2018 Appropriation Act. The Department received $2.31 billion in appropriations for the year ended June 30, 2018. The Department received $76.4 million in State general funds, which included $26.2 million in carry forward funds for the year ended June 30, 2018. In fiscal year 2018, the Department expended approximately $1.9 billion on the budgetary basis of accounting and approximately $2.0 billion was expended under the modified accrual basis of accounting.

NOTE 4. RECEIVABLES:

PRIMARY ENTITY:

The following schedule summarizes receivables at June 30, 2018, which include various notes, contracts and other accounts receivable.

(In Thousands)

Due From / Description	Current Portion	Long-term Portion	Totals
Intergovernmental:			
Federal Government:			
Amounts due under various grant programs and reimbursable contracts	$ 118,912	$ -	$ 118,912
	118,912	-	118,912
State Agencies:			
South Carolina Department of Motor Vehicles License Fees	29,003	-	29,003
South Carolina Department of Revenue Gasoline and special fuels fees	129,803	-	129,803
Various Agencies:			
Sales of goods and services	3,132	-	3,132
	161,938	-	161,938
Local Governments:			
Long-term contracts for construction projects	1,101	485	1,586
Participation agreements	5,193	-	5,193
	6,294	485	6,779
Other:			
Long-term contracts for construction projects	152	125	277
Sales of goods and services	1,478	-	1,478
Less: allowance for doubtful accounts	(421)		(421)
	1,209	125	1,334
Total Receivables	$ 288,353	$ 610	$ 288,963

The balances due under long-term contracts for construction projects from local governments and other entities represent loans to those entities for their share of the costs of construction projects.

NOTE 5: INVENTORIES:

The following schedule summarizes inventories at June 30, 2018:

(In Thousands)

Sign Shops	$ 762
Repair Shops	1,428
Supply Depot	405
	$ 2,595

NOTE 6. CAPITAL ASSETS:

PRIMARY ENTITY:

The following schedule summarizes changes in the Department's capital assets and their funding sources for the year ended June 30, 2018:

(In Thousands)

Governmental activities:	Beginning Balances June 30, 2017	Increases	Decreases	Ending Balances June 30, 2018
Capital assets not being depreciated:				
Land and improvements	$ 3,371	$ -	$ -	$ 3,371
Right of ways land	1,613,446	52,033	-	1,665,479
Construction in progress:				
Infrastructure - road and bridge network	2,612,982	759,965	266,611	3,106,336
Other	10,971	2,050	-	13,021
Total capital assets not being depreciated	4,240,770	814,048	266,611	4,788,207
Other capital assets:				
Infrastructure - road and bridge network	14,271,327	266,611	11,974	14,525,964
Buildings and improvements	83,264	-	-	83,264
Equipment and furniture	157,797	10,702	5,096	163,403
Vehicles	112,690	14,419	4,329	122,780
Total other capital assets	14,625,078	291,732	21,399	14,895,411
Less accumulated depreciation for:				
Infrastructure - road and bridge network	3,863,078	205,604	7,032	4,061,650
Buildings and improvements	48,959	2,271	-	51,230
Equipment and furniture	104,079	1,478	5,033	100,524
Vehicles	99,101	16,202	4,329	110,974
Total accumulated depreciation	4,115,217	225,555	16,394	4,324,378
Other capital assets, net	10,509,861	66,177	5,005	10,571,033
Total capital assets for governmental activities, net	$ 14,750,631	$880,225	$271,616	$ 15,359,240

The following schedule further summarizes additions to capital assets and their funding sources for the year ended June 30, 2018:

	(In Thousands)
Additions:	
Increases per above:	
Capital assets not being depreciated	$ 814,048
Other capital assets	291,732
Less, transfers from construction in progress:	
Capital assets not being depreciated	(266,611)
Total additions	$ 839,169
Funding Sources:	
Governmental fund	$ 759,413
Donated capital assets:	
South Carolina Transportation Bank	79,756
Total funding Sources	$ 839,169

Included in the Department's capital assets as of June 30, 2018 is $192.6 million that was paid for by the Association for the Southern Connector. The same amount has been capitalized by the Association as the capital asset – Interest in License Agreement with the Department. Accumulated depreciation on these assets was $72.6 million at June 30, 2018. Depreciation expense on these assets for the year ended June 30, 2018 was $3.6 million.

At June 30, 2018, the estimated total costs of Department projects in progress to construct, acquire and maintain various capitalized assets amounted to approximately $14.7 million for facilities capital projects and approximately $9.8 billion for infrastructure projects including capital and non-capital costs. The estimated costs to complete the facilities capital projects amounted to approximately $11.8 million and the infrastructure projects amounted to approximately $3.6 billion at June 30, 2018. The outstanding contractual obligations attributable to the facilities capital projects were approximately $4.3 million and to the infrastructure projects were approximately $1.8 billion. The estimated time frame for completion of these projects is from one to five or more years. The costs of the projects in progress and future projects will be funded from taxes and fees, federal grants, bond proceeds and other Department revenues. The amounts for infrastructure projects exclude those infrastructure project costs funded by the South Carolina Transportation Infrastructure Bank. The total amount of depreciation expense recorded by the Department in fiscal year 2018 was $225.6 million.

NOTE 7. CHANGES IN LONG-TERM OBLIGATIONS:

The following schedule summarizes changes in long-term obligations of the Department for the year ended June 30, 2018:

(In Thousands)

	Beginning Balances June 30, 2017	Increases	Decreases	Ending Balances June 30, 2018	Due Within One Year
General obligation bonds payable	$ 187,300	$ -	$ 45,075	$ 142,225	$ 46,595
Unamortized premiums	26,386	-	5,983	20,403	6,194
Total Bonds Payable	213,686	-	51,058	162,628	52,789
Intergovernmental Payable					
Due to State Agency - SCTIB	202,459	-	25,009	177,450	25,393
Master lease	-	4,535	-	4,535	-
Accrued compensated absences	29,186	13,724	16,102	26,808	16,379
Total Governmental Activities	$ 445,331	$ 18,259	$ 92,169	$ 371,421	$ 94,561

The Department has an additional amount due to the state agencies of $1.8 million which is included in the current portion of due to state agencies in the accompanying statement of net position.

The following schedule summarizes principal and interest expenditures/expenses attributable to long-term obligations of the Department for year ended June 30, 2018:

(in Thousands)

	Principal	Interest	Totals
Bonds Payable	$ 45,075	$ 8,840	$ 53,915
Due to State Agency - SCTIB	25,009	5,571	30,580
Total Expenditures - Governmental Fund	$ 70,084	14,411	$ 84,495
Adjustments to Government-wide statements			
Change in interest accrual - bonds payable		(314)	
Total Interest Expense - Government wide		$ 14,097	

Long-term liabilities are primarily extinguished by the Transportation Special Revenue Fund.

NOTE 8. BONDS PAYABLE:

Sections 57-11-210, et seq. of the Code (the "State Highway Bond Act"), as continued and amended by Section 11-27-30 thereof, authorized the issuance of general obligation State Highway Bonds for highway construction and related purposes backed by the full faith, credit, and taxing power of the State. State Highway Bonds are additionally secured by a pledge of so much of the revenues as may be made applicable by the General Assembly for State highway purposes from any and all taxes, fees, or licenses imposed upon individuals or vehicles for the privilege of using the public highways of the State. Such taxes and fees include the gasoline user fee, the fuel oil tax, the road tax and the motor vehicle license fees described herein. So long as any State Highway Bonds are outstanding the amount of revenues made applicable thereto by the General Assembly may not be less than the amounts needed to fund the general operations budget of the Department and meet debt service requirements for annual principal and interest payments on such bonds. Section 57-11-240 provides that the debt limit for State Highway Bonds exceeds the maximum annual debt service limitation of approximately $53.2 million which results from the application of the constitutional limitation imposed by said Paragraph 6(a) of Section 13 of the Article X of the South Carolina Constitution. From time to time, the State Department of Administration may authorize the issuance of various amounts of State Highway Bonds for specific types of projects or individual projects and may authorize the total to be issued in one or more series depending on the projections of the timing of project expenditures to be funded from the proceeds.

A listing of the general obligation bonds payable at June 30, 2018 is as follows:

(In Thousands)

Issue Date	Series	Original Face Amount	Maturity Date	Interest Rates	Ending Principal Balance
10/1/2003	2003A	2,200	10/1/2018	5.00%	$ 200
4/1/2010	2010A	299,860	6/1/2021	3.00-5.00%	82,675
12/1/2013	2013A	23,165	7/1/2021	2.00-5.00%	11,855
6/1/2014	2014A	63,410	10/1/2022	5.00%	47,495
					142,225
Add, unamortized premium					20,403
Total bonds payable					$ 162,628

The following schedule summarizes the debt service requirements, including principal and interest, of bonds payable by the Department to maturity:

(In Thousands)

	Principal	Interest	Totals
Year ending June 30:			
2019	$ 46,595	$ 6,576	$ 53,171
2020	35,125	4,239	39,364
2021	36,985	2,467	39,452
2022	13,050	850	13,900
2023	10,470	262	10,732
Total debt service for bonds payable	$142,225	$ 14,394	$156,619

The current portion of bonds payable at June 30, 2018, which is $52.8 million includes the $46.6 million of principal debt service payment and the $6.2 million of unamortized premium.

Series 2003A

On October 1, 2003, the Department issued $2.2 million in general obligation State Highway Bonds, Series 2003A. The purpose of the issuance was to provide funds to improve state-maintained roads in Richland County.

Series 2010A

On April 1, 2010, the Department issued $299.9 million in general obligation State Refunding Bonds, Series 2010A. The purpose of the issuance was for advance refunding of $124.0 million of the Series 1999A bonds, $1.3 million of the Series 2001A bonds, and $194.5 million of the Series 2001B bonds.

The Department deposited $334.4 million in an escrow account with Bank of New York Mellon pursuant to an irrevocable Trust Indenture for the future retirement of the refunded bonds. The deposited funds were invested in State and Local Government securities. The $124.0 million of Series 1999A bonds, $1.3 million of Series 2001A bonds, and the $194.5 million of Series 2001B are considered to be defeased and the liability for those bonds has been removed from statement of net position. The amount of defeased principal outstanding on the 2010A bond is $0.

Series 2013A

On December 1, 2013, the Department issued $23.2 million in general obligation State Refunding Bonds, Series 2013A. The purpose of the issuance was for an advance refunding of $25.7 million for the Series 2003B bonds.

The Department deposited $26.2 million in an escrow account with the Bank of New York pursuant to an irrevocable Trust Indenture for the future retirement of the refunded bonds. The deposited funds were invested in State and Local Government securities. The $25.7 million of Series 2003B bonds are considered to be defeased and the liability for those bonds has been removed from the statement of net position. The amount of defeased principal outstanding on 2013A bond is $0.

Series 2014A

On June 1, 2014, the Department issued $63.4 million in general obligation State Refunding Bonds, Series 2014A. The purpose of the issuance was to advance refund $70.9 million of the Series 2005A bonds.

The Department deposited $75.0 million in an escrow account with the Bank of New York pursuant to an irrevocable Trust Indenture for the future retirement of the refunded bonds. The deposited funds were invested in State and Local Government securities. The $70.9 million of Series 2005A bonds are considered to be defeased and the liability for this portion of the bonds have been removed from the statement of net position. The principal balance defeased and held in escrow for the 2014A bond is $52.6 million as of June 30, 2018.

NOTE 9. INTERGOVERNMENTAL PAYABLE – DUE TO STATE AGENCY:

The Department entered into various intergovernmental agreements with the South Carolina Transportation Infrastructure Bank (the "Bank") and various local governments to provide financial assistance for highway and transportation facilities projects. Details of the agreements follow in which the Department has a financial obligation.

Horry County RIDE I Project. The total costs for this project were estimated to be $888 million. Funding consisted of (1) a $340 million financial assistance awarded by the Bank, of which $114 million was re-paid to the Bank by the Department in annual installments of $10 million each for eleven years and $4 million in the twelfth year; and an additional $95 million contribution was paid to the Bank by the Department in annual installments of $7.6 million including 5% interest per annum for 20 years; (2) a $300 million interest free loan to Horry County by the Bank; and, (3) a $247.5 million interest bearing loan by the Bank to Horry County.

Charleston County Project. The total estimated project costs were estimated to be $650 million. Funding for the project consisted of a $540 million financial assistance award by the Bank and the funding of $110 million of expenditures by the Department and claimed as federal expenditures. In addition, the Department is contributing $200 million to the Bank at the rate of $8.0 million per year for 25 years without interest commencing in fiscal year 2003.

US 17 Beaufort and Colleton Counties. During fiscal year 2007, the Department and the Bank entered into an agreement to fund Phase I widening of US17 through Beaufort and Colleton Counties. Total project cost were estimated to be $100 million. Funding consisted of $11 million in federal dollars; $7 million contribution from Beaufort County; and Bank assistance in the form of an $82 million loan being repaid by the Department in annual installments of $4.9 million including 4.44% interest for 30 years commencing in fiscal year 2009. The first loan transfer of $53 million was made July 2008 with the remaining funds of $29 million transferred July 2009. The remaining $18 million was fully expended on this project.

Multi-Project Loan. During fiscal year 2006, the Department and the Bank entered into an agreement to extend the original Horry County agreement. This agreement extended an additional $12 million to complete the Horry County Ride Projects, $10 million to complete the Lexington project, $10 million to complete the Beaufort project and $62.1 million for the bridge demolition project in Charleston. The entire $62.1 million was utilized, with an imputed interest rate of 5.025%. Annual installments of $10 million began in 2010 and continue until 2023. On August 20, 2009, the Bank transferred $10 million from the Beaufort and Lexington projects to the US 17 project increasing the projects total allocation. On August 10, 2011, the Bank authorized the Department to utilize the remaining $12 million no longer needed for the Horry County project for design build bridge replacement projects.

The following schedule summarizes changes in contributions payable – State agency (the Bank) for the year ended June 30, 2018 and account balances of each year-end:

	(In Thousands)				
Project	Beginning Balance June 30, 2017	Increases	Decreases	Ending Balance June 30, 2018	Due Within One Year
Horry Ride I Project Phase II	$ 13,711	$ -	$ 6,917	$ 6,794	$ 6,794
Charleston County Project	79,333	-	8,000	71,333	8,000
US 17	65,931	-	2,095	63,836	2,190
Multi-Project Loan	43,484	-	7,997	35,487	8,409
Totals	$ 202,459	$ -	$ 25,009	$ 177,450	$ 25,393

The Department has an additional amount due to State agencies of $1.8 million which is included in the current portion of due to State agencies in the accompanying statement of net position.

The following schedule summarizes the debt service requirements, including principal and interest, of the Department to maturity:

	(In Thousands)		
	Principal	Interest	Total
Year Ending June 30			
2019	$ 25,393	$ 4,553	$ 29,946
2020	19,130	3,850	22,980
2021	19,688	3,291	22,979
2022	19,441	2,705	22,146
2023	10,614	2,365	12,979
2024-2028	46,293	9,939	56,232
2029-2033	18,671	6,228	24,899
2034-2037	18,220	1,699	19,919
Totals	$ 177,450	$ 34,630	$ 212,080

NOTE 10. DEFERRED LOSS ON REFUNDING:

The advance refunding of the 2010A bonds resulted in a difference between the reacquisition price and the net carrying amounts of the old debt of $14.2 million. This difference is reported in the accompanying financial statements as a deferred outflow of resources and is being amortized on a straight-line basis and will be charged to operations through the fiscal year ending June 30, 2021 since a call premium was pre-funded. The Department completed the advance refunding to reduce its total debt service payments over the next 11 fiscal years by approximately $31.1 million and to obtain an economic gain of approximately $28.8 million (the difference between the present values of the debt service payments on the old debt and the new debt). The following summarizes the deferred loss on advance refunding of the Series 2010A bonds (in thousands):

Escrow deposit	$ 334,443
Less: Net carrying amount	(320,249)
Deferred loss on refunding of bonds payable	14,194
Accumulated amortization of deferred loss	(11,592)
Balance of unamortized deferred loss	$ 2,602

Amortization of the deferred loss on refunding of bonds payable for the year ended June 30, 2018 was $1.4 million.

The advance refunding of the 2013A resulted in a difference between the reacquisition price and the net carrying amounts of the old debt of $96.1 thousand. This difference is reported in the accompanying financial statements as a deferred outflow and is being amortized on a straight-line basis and will be charged to operations through the fiscal year ending June 30, 2021. The Department completed the advance refunding to reduce its total debt service payments over the next 8 fiscal years by approximately $2.6 million and to obtain an economic gain of approximately $2.5 million (the difference between the present values of the debt service payments on the old debt and the new debt).

The following summarizes the deferred loss on advance refunding of the Series 2013A bonds (in thousands):

Escrow deposit	$ 26,200
Less: Net carrying amount	(26,104)
Deferred loss on refunding of bonds payable	96
Accumulated amortization of deferred loss	(58)
Balance of unamortized deferred loss	$ 38

Amortization of the deferred loss on refunding of bonds payable for the year ended June 30, 2018 was $12.7 thousand.

The advance refunding of the 2014A resulted in a difference between the reacquisition price and the net carrying amounts of the old debt of $3.9 million. This difference is reported in the accompanying financial statements as a deferred outflow and is being amortized on a straight-line basis and will be charged to operations through the fiscal year ending June 30, 2023. The Department completed the advance refunding to reduce its total debt service payments over the next 10 fiscal years by approximately $4.3 million and to obtain an economic gain of approximately $4.2 million (the difference between the present values of the debt service payments on the old debt and the new debt).

The following summarizes the deferred loss on advance refunding of the Series 2014A bonds (in thousands):

Escrow deposit	$ 74,973
Less: Net carrying amount	(71,042)
Deferred loss on refunding of bonds payable	3,931
Accumulated amortization of deferred loss	(1,926)
Balance of unamortized deferred loss	$ 2,005

Amortization of the deferred loss on refunding of bonds payable for the year ended June 30, 2018 was $471.6 thousand.

NOTE 11. LEASE OBLIGATIONS:

The Department incurred approximately $357.4 thousand in expenditures in the current fiscal year applicable to contingent lease agreements that are based on a five (5) year term in addition to a pay-per-copy arrangement. These lease agreements do not have minimum usage requirements. All contingent lease agreements are with external parties.

In March 2018, the Department entered into an agreement with TD Equipment Finance, Inc. through the State Treasurer Master Lease program to purchase energy, water, and wastewater services performance contract for the Department Headquarters Guaranteed Energy Savings Contract. The equipment has a cost of $4.5 million and at the end of the term of the loan ownership of the equipment will transfer to the Department. The interest rate of the lease is 3.040%. For accounting purposes, it is treated as a capital lease and the equipment is included in the Department's assets and is being depreciated on the straight-line method over fourteen years. The lease is also recorded as an obligation of the Department and is included in Note 8 of the financial statements.

(in Thousands)

Year ending June 30	Principal	Interest	Total
2019	$ -	$ -	$ -
2020	198	228	426
2021	292	134	426
2022	301	125	426
2023	310	115	425
2024	320	106	426
2025-2029	1,753	374	2,127
2030-2033	1,361	92	1,453
	$ 4,535	$ 1,174	$ 5,709

NOTE 12. PENSION PLANS:

The South Carolina Public Employee Benefit Authority (PEBA), which was created July 1, 2012, administers the various retirement systems and retirement programs managed by its Retirement Division. PEBA has an 11-member Board of Directors, appointed by the Governor and General Assembly leadership, which serves as co-trustee and co-fiduciary of the systems and the trust funds. By law, the State Fiscal Accountability Authority (SFAA), which consists of five elected officials, also reviews certain PEBA Board decisions regarding the funding of the South Carolina Retirement Systems (Systems) and serves as a co-trustee of the Systems in conducting that review. Effective July 1, 2017, the Retirement System Funding and Administration Act of 2017 assigned the PEBA Board of Directors as the Custodian of the Retirement Trust Funds and assigned SC PEBA and the Retirement Systems Investment Commission (RSIC) as co-trustees of the Retirement Trust Funds.

For purposes of measuring the net pension liability, deferred outflows and inflows of resources related to pensions, and pension expense, information about the fiduciary net position of the Systems and additions to/deductions from the Systems fiduciary net position have been determined on the accrual basis of accounting as they are reported by the Systems in accordance with generally accepted accounting principles (GAAP). For this purpose, revenues are recognized when earned and expenses are recognized when incurred. Benefit and refund expenses are recognized when due and payable in accordance with the terms of the plan. Investments are reported at fair value.

PEBA issues a Comprehensive Annual Financial Report (CAFR) containing financial statements and required supplementary information for the Systems' Pension Trust Funds. The CAFR is publicly available through the Retirement Benefits' link on PEBA's website at www.peba.sc.gov, or a copy may be obtained by submitting a request to PEBA, 202 Arbor Lake Drive, Columbia, SC 29223. PEBA is considered a division of the primary government of the state of South Carolina and therefore, retirement trust fund financial information is also included in the comprehensive annual financial report of the state.

Plan Descriptions

The South Carolina Retirement System (SCRS), a cost–sharing multiple-employer defined benefit pension plan, was established effective July 1, 1945, pursuant to the provisions of Section 9-1-20 of the South Carolina Code of Laws for the purpose of providing retirement allowances and other benefits for employees of the state, its public school districts, and political subdivisions.

The State Optional Retirement Program (State ORP) is a defined contribution plan that is offered as an alternative to SCRS to certain newly hired state, public school, and higher education employees. State ORP participants direct the investment of their funds into a plan administered by one of four investment providers.

The South Carolina Police Officers Retirement System (PORS), a cost–sharing multiple-employer defined benefit pension plan, was established effective July 1, 1962, pursuant to the provisions of Section 9-11-20 of the South Carolina Code of Laws for the purpose of providing retirement allowances and other benefits for police officers and firemen of the state and its political subdivisions.

Membership

Membership requirements are prescribed in Title 9 of the South Carolina Code of Laws. A brief summary of the requirements under each system is presented below.

- SCRS - Generally, all employees of covered employers are required to participate in and contribute to the system as a condition of employment. This plan covers general employees and teachers and individuals newly elected to the South Carolina General Assembly beginning with the November 2012 general election. An employee member of the system with an effective date of membership prior to July 1, 2012, is a Class Two member. An employee member of the system with an effective date of membership on or after July 1, 2012, is a Class Three member.

- State ORP - As an alternative to membership in SCRS, newly hired state, public school, and higher education employees and individuals newly elected to the S.C. General Assembly beginning with the November 2012 general election have the option to participate in the State Optional Retirement Program (State ORP), which is a defined contribution plan. State ORP participants direct the investment of their funds into a plan administered by one of four investment providers. PEBA assumes no liability for State ORP benefits. Rather, the benefits are the liability of the investment providers. For this reason, State ORP programs are not part of the retirement systems' trust funds for financial statement purposes. Employee and Employer contributions to the State ORP are at the same rates as SCRS. A direct remittance is required from the employers to the member's account with investment providers for the employee contribution and a portion of the employer contribution (5 percent). A direct remittance is also required to SCRS for the remaining portion of the employer contribution and an incidental death benefit contribution, if applicable, which is retained by SCRS.

- PORS - To be eligible for PORS membership, an employee must be required by the terms of his employment, by election or appointment, to preserve public order, protect life and property, and detect crimes in the state; to prevent and control property destruction by fire; or to serve as a peace officer employed by the Department of Corrections, the Department of Juvenile Justice, or the Department of Mental Health. Probate judges and coroners may elect membership in PORS. Magistrates are required to participate in PORS for service as a magistrate. PORS members, other than magistrates and probate judges, must also earn at least $2 thousand per year and devote at least 1,600 hours per year to this work, unless exempted by statute. An employee member of the system with an effective date of membership prior to July 1, 2012, is a Class Two member. An employee member of the system with an effective date of membership on or after July 1, 2012, is a Class Three member.

Benefits

Benefit terms are prescribed in Title 9 of the South Carolina Code of Laws. PEBA does not have the authority to establish or amend benefit terms without a legislative change in the code of laws. Key elements of the benefit calculation include the benefit multiplier, years of service, and average final compensation. A brief summary of the benefit terms for each system is presented below.

- SCRS - A Class Two member who has separated from service with at least five or more years of earned service is eligible for a monthly pension at age 65 or with 28 years credited service regardless of age. A member may elect early retirement with reduced pension benefits payable at age 55 with 25 years of service credit. A Class Three member who has separated from service with at least eight or more years of earned service is eligible for a monthly pension upon satisfying the Rule of 90 requirement that the total of the member's age and the member's creditable service equals at least 90 years. Both Class Two and Class Three members are eligible to receive a reduced deferred annuity at age 60 if they satisfy the five- or eight-year earned service requirement, respectively. An incidental death benefit is also available to beneficiaries of active and retired members of employers who participate in the death benefit program.

  The annual retirement allowance of eligible retirees or their surviving annuitants is increased by the lesser of one percent or five hundred dollars every July 1. Only those annuitants in receipt of a benefit on July 1 of the preceding year are eligible to receive the increase. Members who retire under the early retirement provisions at age 55 with 25 years of service are not eligible for the benefit adjustment until the second July 1 after reaching age 60 or the second July 1 after the date they would have had 28 years of service credit had they not retired.

- PORS - A Class Two member who has separated from service with at least five or more years of earned service is eligible for a monthly pension at age 55 or with 25 years of service regardless of age. A Class Three member who has separated from service with at least eight or more years of earned service is eligible for a monthly pension at age 55 or with 27 years of service regardless of age. Both Class Two and Class Three members are eligible to receive a deferred annuity at age 55 with five or eight years of earned service, respectively. An incidental death benefit is also available to beneficiaries of active and retired members of employers who participate in the death benefit program. Accidental death benefits are also provided upon the death of an active member working for a covered employer whose death was a natural and proximate result of an injury incurred while in the performance of duty.

The retirement allowance of eligible retirees or their surviving annuitants is increased by the lesser of one percent or five hundred dollars every July 1. Only those annuitants in receipt of a benefit on July 1 of the preceding year are eligible to receive the increase.

Contributions

Contributions are prescribed in Title 9 of the South Carolina Code of Laws. The PEBA board may increase the percentage rate in SCRS and PORS employer and employee contribution rates on the basis of the actuarial valuations, but any such increase may not result in a differential between the employee and total employer contribution rate that exceeds 2.9 percent of earnable compensation for SCRS and 5 percent for PORS. An increase in the contribution rates adopted by the board may not provide for an increase of more than one-half of one percent in any one year. If the scheduled employee and employer contributions provided in statute or the rates last adopted by the board are insufficient to maintain a thirty-year amortization schedule of the unfunded liabilities of the plans, the board shall increase the contribution rates in equal percentage amounts for the employer and employee as necessary to maintain the thirty-year amortization period; this increase is not limited to one-half of one percent per year.

If the most recent annual actuarial valuation of the Systems for funding purposes shows a ratio of the actuarial value of system assets to the actuarial accrued liability of the system (the funded ratio) that is equal to or greater than ninety percent, then the board, effective on the following July first, may decrease the then current contribution rates upon making a finding that the decrease will not result in a funded ratio of less than ninety percent. Any decrease in contribution rates must maintain the 2.9 and 5 percent differentials between the SCRS and PORS employer and employee contribution rates respectively. If contribution rates are decreased pursuant to this provision, and the most recent annual actuarial valuation of the system shows a funded ratio of less than ninety percent, then effective on the following July first, and annually thereafter as necessary, the board shall increase the then current contribution rates until a subsequent annual actuarial valuation of the system shows a funded ratio that is equal to or greater than 90 percent.

The Retirement System Funding and Administration Act increases employer contribution rates to 13.56 percent for SCRS and 16.24 percent for PORS, effective July 1, 2017. It also removes the 2.9 percent and 5 percent differential and increases and establishes a ceiling on employee contribution rates at 9 percent and 9.75 percent for SCRS and PORS respectively. The employer contribution rates will continue to increase annually by 1 percent through July 1, 2022. The legislation's ultimate scheduled employer rate is 18.56 percent for SCRS and 21.24 percent for PORS. The amortization period is scheduled to be reduced one year for each of the next 10 years to a twenty year amortization schedule. The recent pension reform legislation also changes the long term funded ratio requirement from ninety to eighty-five.

Required employee contribution rates[1] are as follows:

	Fiscal Year 2018	Fiscal Year 2017
SCRS		
Employee Class Two	9.00%	8.66%
Employee Class Three	9.00%	8.66%
State ORP		
Employee	9.00%	8.66%
PORS		
Employee Class Two	9.75%	9.24%
Employee Class Three	9.75%	9.24%

Required employer contribution rates1 are as follows:

	Fiscal Year 2018	Fiscal Year 2017
SCRS		
Employer Class Two	13.41%	11.41%
Employer Class Three	13.41%	11.41%
Employer Incidental Death Benefit	0.15%	0.15%
State ORP		
Employer Contribution[2]	13.41%	11.41%
Employer Incidental Death Benefit	0.15%	0.15%
PORS		
Employer Class Two	15.84%	13.84%
Employer Class Three	15.84%	13.84%
Employer Incidental Death Benefit	0.20%	0.20%
Employer Accidental Death Program	0.20%	0.20%

1. Calculated on earnable compensation as defined in Title 9 of the South Carolina Code of Laws.
2. Of this employer contribution, 5% of earnable compensation must be remitted by the employer directly to the ORP vendor to be allocated to the member's account with the remainder of the employer contribution remitted to the SCRS.

Actuarial Assumptions and Methods

Actuarial valuations of the ongoing plan involve estimates of the reported amounts and assumptions about the probability of occurrence of events far into the future. Examples include assumptions about future employment, mortality, and future salary increases. Amounts determined regarding the net pension liability are subject to continual revision as actual results are compared with past expectations and new estimates are made about the future. South Carolina state statute requires that an actuarial experience study be completed at least once in each five-year period. An experience report on the Systems was most recently issued as of July 1, 2015.

The June 30, 2017, total pension liability (TPL), net pension liability (NPL), and sensitivity information shown in this report were determined by the State's consulting actuary, Gabriel, Roeder, Smith and Company (GRS) and are based on an actuarial valuation performed as of July 1, 2016. The total pension liability was rolled-forward from the valuation date to the plans' fiscal year end, June 30, 2017, using generally accepted actuarial principles. The Retirement System Funding and Administration Act of 2017 was signed into law April 25, 2017, and included a provision to reduce the assumed rate of return from 7.50% to 7.25% effective July 1, 2017. As a result of this legislation, GRS made an adjustment to the calculation of the roll-forward total pension liability for this assumption change as of the measurement date of June 30, 2017.

The following table provides a summary of the actuarial assumptions and methods used to calculate the TPL as of June 30, 2017.

	SCRS	PORS
Actuarial cost method	Entry age normal	Entry age normal
Investment rate of return[1]	7.25%	7.25%
Projected salary increases	3.0% to 12.5%(varies by service)[1]	3.5% to 9.5% (varies by service)[1]
Benefit adjustments	lesser of 1% or $500	lesser of 1% or $500
[1]*Includes inflation at 2.25%*		

The post-retiree mortality assumption is dependent upon the member's job category and gender. The base mortality assumptions, the 2016 Public Retirees of South Carolina Mortality table (2016 PRSC), was developed using the Systems' mortality experience. These base rates are adjusted for future improvement in mortality using published Scale AA projected from the year 2016.

Assumptions used in the determination of the June 30, 2017, TPL are as follows.

Former Job Class	Males	Females
Educators	2016 PRSC Males multiplied by 92%	2016 PRSC Females multiplied by 98%
General Employees and Members of the General Assembly	2016 PRSC Males multiplied by 100%	2016 PRSC Females multiplied by 111%
Public Safety and Firefighters	2016 PRSC Males multiplied by 125%	2016 PRSC Females multiplied by 111%

Net Pension Liability

The NPL is calculated separately for each system and represents that particular system's TPL determined in accordance with GASB No. 67 less that System's fiduciary net position. The State's NPL, as of June 30, 2018, for SCRS and PORS are presented below.

Net Pension Liability
(in thousands)

System	Total Pension Liability	Plan Fiduciary Net Position	Employers' Net Pension Liability (Asset)	Plan Fiduciary Net Position as a Percentage of the Total Pension Liability
SCRS	$ 48,244,437	$ 25,732,829	$ 22,511,608	53.3%
PORS	7,013,684	4,274,123	2,739,561	60.9%

The TPL is calculated by the Systems' actuary, and each plan's fiduciary net position is reported in the Systems' financial statements. The NPL is disclosed in accordance with the requirements of GASB 67 in the Systems' notes to the financial statements and required supplementary information. Liability calculations performed by the Systems' actuary for the purpose of satisfying the requirements of GASB Nos. 67 and 68 are not applicable for other purposes, such as determining the plans' funding requirements.

The Department's proportionate share of the net pension liability for both SCRS and PORS is as follows for the years ended June 30, 2017 and 2018:

System	June 30, 2018	June 30, 2017	Change
SCRS	1.992184%	1.958392%	0.033792%
PORS	0.021430%	0.030000%	-0.008570%

The Department's change in proportionate share of the net pension liability and related deferred inflows and outflows of resources will be amortized into pension expense over the respective average remaining service lives of each system.

Long-term Expected Rate of Return

The long-term expected rate of return on pension plan investments is based upon 30-year capital market assumptions. The long-term expected rate of returns represents assumptions developed using an arithmetic building block approach primarily based on consensus expectations and market-based inputs. Expected returns are net of investment fees.

The expected returns, along with the expected inflation rate, form the basis for the target asset allocation adopted at the beginning of the 2017 fiscal year. The long-term expected rate of return is produced by weighting the expected future real rates of return by the target allocation percentage and adding expected inflation and is summarized in the table on the following page. For actuarial purposes, the 7.25 percent assumed annual investment rate of return used in the calculation of the TPL includes a 5.00 percent real rate of return and a 2.25 percent inflation component.

Asset Class	Target Asset Allocation	Expected Arithmetic Real Rate of Return	Long Term Expected Portfolio Real Rate of Return
Global Equity	**45.0%**		
Global Public Equity	31.0%	6.72%	2.08%
Private Equity	9.0%	9.60%	0.86%
Equity Options Stategies	5.0%	5.91%	0.30%
Real Assets	**8.0%**		
Real Estate (Private)	5.0%	4.32%	0.22%
Real Estate (REITs)	2.0%	6.33%	0.13%
Infrastructure	1.0%	6.26%	0.06%
Opportunistic	**17.0%**		
GTAA/Risk Parity	10.0%	4.16%	0.42%
Hedge Funds (non-PA)	4.0%	3.82%	0.15%
Other Opportunistic Strategies	3.0%	4.16%	0.12%
Diversified Credit	**18.0%**		
Mixed Credit	6.0%	3.92%	0.24%
Emerging Markets Debt	5.0%	5.01	0.25%
Private Debt	7.0%	4.37%	0.31%
Conservative Fixed Income	**12.0%**		
Core Fixed Income	10.0%	1.60%	0.16%
Cash and Short Duration (Net)	2.0%	0.92%	0.02%
Total Expected Real Return	100%		5.32%
Inflation for Actuarial Purposes			2.25%
Total Expected Nominal Return			7.57%

Discount Rate

The discount rate used to measure the TPL was 7.25 percent. The projection of cash flows used to determine the discount rate assumed that contributions from participating employers in SCRS and PORS will be made based on the actuarially determined rates based on provisions in the South Carolina Code of Laws. Based on those assumptions, the System's fiduciary net position was projected to be available to make all the projected future benefit payments of current plan members. Therefore, the long-term expected rate of return on pension plan investments was applied to all periods of projected benefit payments to determine the TPL.

Sensitivity Analysis

The following table presents the collective NPL of the participating employers calculated using the discount rate of 7.25 percent, as well as what the employers' NPL would be if it were calculated using a discount rate that is 1.00 percent lower (6.25 percent) or 1.00 percent higher (8.25 percent) than the current rate.

Sensitivity of the Proportional Share of Net Pension Liability to Changes in the Discount Rate (In thousands)			
System	1.00% Decrease (6.25%)	Current Discount Rate (7.25%)	1.00% Increase (8.25%)
SCRS	$ 578,020	$ 448,473	$ 369,868
PORS	$ 793	$ 587	$ 425

Additional Financial and Actuarial Information

Detailed information regarding the fiduciary net position of the plans administered by PEBA is available in the Systems' audited financial statements for the fiscal year ended June 30, 2017 (including the unmodified audit opinion on the financial statements). Additional actuarial information is available in the accounting and financial reporting actuarial valuation as of June 30, 2017.

Deferred Outflows (Inflows) of Resources

For the year ended June 30, 2018, the Department recognized pension expense of $48.5 million. At June 30, 2018, the Department reported deferred outflows (inflows) of resources related to pensions from the following sources:

	(In Thousands)	
	Deferred Outflows of Resources	Deferred Inflows of Resources
Pension contributions subsequent to measurement date	$ 26,156	$ -
Differences in actual and proportionate share of employer contributions	-	35
Assumption Changes	26,309	
Differences in actual and expected experience	2,005	248
Net differences between projected and actual earnings on plan investments	12,540	-
Change in proportionate share of net pension liability	10,772	1,011
	$ 77,782	$ 1,294

The Department reported approximately $26.2 million as deferred outflows of resources related to contributions subsequent to the measurement date will be recognized as a reduction of the net pension liability in the year ended June 30, 2019. Other amounts reported as deferred outflows (inflows) of resources will be recognized in pension expense in future years. The following schedule reflects the amortization of the Department's proportional share of the net balance of remaining deferred outflows (inflows) of resources at June 30, 2018. Average remaining services lives of all employees provided with pensions through the pension plans at June 30, 2018 was 4.073 years for SCRS and 4.553 years for PORS (in thousands).

		(In Thousands)		
Measurement Period Ending June 30,	**Fiscal Year Ending June 30,**	**SCRS**	**PORS**	**TOTAL**
2018	2019	$ 15,768	$ 24	$ 15,792
2019	2020	23,068	33	23,101
2020	2021	14,588	16	14,604
2021	2022	(3,158)	(7)	(3,165)
Net Balance of Deferred Outflows / Inflows of Resources		$ 50,266	$ 66	$ 50,332

The Department made contributions to the retirement plan after the measurement date of $26.2, $23.0 million, and $20.8 million for the years ended June 30, 2018, 2017, and 2016, respectively.

NOTE 13. POST-EMPLOYMENT BENEFITS AND OTHER THAN PENSIONS:

PEBA is a state agency responsible for the administration and management of the state's employee insurance programs, other post-employment benefits trusts. By law, the SFFA, which consists of five elected officials, also reviews certain PEBA Board decisions in administering the State Health Plan and other post-employment benefits (OPEB).

PEBA, Insurance Benefits issues audited financial statements and required supplementary information for the OPEB Trust Fund. This information is publicly available through the Insurance Benefits' link on PEBA's website at www.peba.sc.gov or a copy may be obtained by submitting a request to PEBA – Insurance Benefits, 202 Arbor Lake Drive, Columbia, SC 29223. PEBA is considered a division of the primary government of the State and therefore, OPEB Trust fund financial information is also included in the comprehensive annual financial report of the State.

Plan Descriptions

The Other Post-Employment Benefits Trust Fund (OPEB Trust), refers to the South Carolina Retiree Health Insurance Trust Fund (SCRHITF) established by the State of South Carolina as Act 195, which became effective on May 2008. The SCRHITF was created to fund and account for the employer costs of the State's retiree health and dental plans.

In accordance with Act 195, the OPEB Trust is administered by the PEBA, Insurance Benefits and the State Treasurer is the custodian of the funds held in trust. The Board of Directors of PEBA has been designated as the Trustee.

The OPEB Trust is a cost-sharing multiple-employer defined benefit plan. Article 5 of the State Code of Laws defines the plan and authorizes the Trustee to at any time adjust the plan, including its benefits and contributions, as necessary to insure the fiscal stability of the plan. In accordance with the South Carolina Code of Laws and the annual Appropriations Act, the State provides post-employment health and dental benefits to retired State and school district employees and their covered dependents.

Benefits

The SCRHITF is a healthcare plan that covers retired employees of the State of South Carolina, including all agencies, and public-school districts. The SCRHITF provides health and dental insurance benefits to eligible retirees. Generally, retirees are eligible for the health and dental benefits if they have established at least ten years of retirement service credit. For new hires beginning employment May 2, 2008 and after, retirees are eligible for benefits if they have established 25 years of service for 100% employer funding and 15-24 years of service for 50% employer funding.

Contributions and Funding Policies

Section 1-11-710 of the South Carolina Code of Laws of 1976, as amended, requires these postemployment and long-term disability benefits to be funded through annual appropriations by the General Assembly for active employees to the PEBA, Insurance Benefits and participating retirees to PEBA, except for the portion funded through the pension surcharge and provided from the other applicable sources of the PEBA, Insurance Benefits. For active employees who are not funded by State General Fund appropriations, participating employers are mandated by State statute to contribute at a rate assessed each year by the Department of Administration Executive Budget Office. The covered payroll surcharge for the year ended June 30, 2018 and 2017 was 5.50 and 5.33 percent, respectively. The South Carolina Retirement System collects the monthly surcharge for all participating employers and remits it directly to the SCRHITF. Other sources of funding for the SCRHITF include mandatory transfers of accumulated PEBA, Insurance Benefits' reserves and income generated from investments. Employer contributions also include the implicit subsidy, or age-related subsidy inherent in the healthcare premiums structure. The implicit subsidy represents a portion of the health care expenditures paid on behalf of the employer's active employees. For purposes of GASB Statement No. 75, this expenditure on behalf of the active employee is reclassified as a retiree health care expenditure so that the employer's contributions towards the plan reflect the underlying age-adjusted, retiree benefit costs.

Actuarial Assumptions and Methods

Actuarial valuations of an ongoing plan involve estimates of the value of reported amounts and assumptions about the probability of occurrence of events far into the future. Examples include assumptions about future employment, mortality, and the healthcare cost trend. Actuarially determined amounts are subject to continual revision as actual results are compared with past expectations and new estimates are made about the future. The schedules of funding progress, presented as required supplementary information following the notes to the financial statements, present multi-year trend information about whether the actuarial values of plan assets are increasing or decreasing over time relative to the actuarial accrued liabilities for benefits.

Projections of benefits for financial reporting purposes are based on the substantive plans (as understood by the employer and plan participants) and include the types of benefits provided at the time the valuation and the historical pattern of sharing of benefit costs between the employer and plan members to that point. The actuarial methods and assumptions used include techniques that are designed to reduce the effects of short-term volatility in actuarial accrued liabilities and the actuarial value of assets, consistent with the long-term perspective of the calculations.

Additional information as of the latest actuarial valuation for SCRHITF:

Valuation Date:	June 30, 2016
Actuarial Cost Method:	Entry Age Normal
Inflation:	2.25%
Investment Rate of Return:	4.00%, net of OPEB Plan investment expense; including inflation
Single Discount Rate:	3.56% as of June 30, 2017
Demographic Assumptions:	Based on the experience study performed for the South Carolina Retirement Systems for the 5-year period ending June 30, 2015
Mortality:	For healthy retirees, the 2016 Public Retirees of South Carolina Mortality Table for Males and the 2016 Public Retirees of South Carolina Mortality Table for Females are used with fully generational mortality projections based on Scale AA from the year 2016. Multipliers are applied to the base tables based on gender and employment type.
Health Care Trend Rate:	Initial trend starting at 7.00% and gradually decreasing to an ultimate trend rate of 4.15% over a period of 15 years
Aging Factors:	Based on plan specific experience
Retiree Participation:	79% for retirees who are eligible for funded premiums
Notes:	There were no benefit changes during the year; the discount rate changed from 2.92% as of June 30, 2016 to 3.56% as of June 30, 2017

Net OPEB Liability

The Net OPEB Liability (NOL) is calculated separately for each OPEB Trust Fund and represents that particular Trust's Total OPEB Liability (TOL) determined in accordance with GASB No. 74 less that Trust's fiduciary net position. The allocation of each employer's proportionate share of the collective Net OPEB Liability and collective OPEB Expense was determined using the employer's payroll-related contributions over the measurement period. This method is expected to be reflective of the employer's long-term contribution effort.

The following table represents State's net OPEB liability as of June 30, 2017:

(in thousands)

OPEB Trust	Total OPEB Liability	Plan Fiduciary Net Position	Net OPEB Liability	Plan Fiduciary Net Position as a % of Total OPEB Liability
SCRHITF	$ 14,659,611	$ 1,114,775	$ 13,544,836	7.60%

The TOL is calculated by the Trusts' actuary, and each Trust's fiduciary net position is reported in the Trust's financial statements. The NOL is disclosed in accordance with the requirements of GASB No. 74 in the Trusts' notes to the financial statements and required supplementary information. Liability calculations performed by the Trusts' actuary for the purpose of satisfying the requirements of GASB Nos. 74 and 75 and are not applicable for other purposes, such as determining the Trusts' funding requirements.

At June 30, 2018, the Department reported a liability of $325.6 million for its proportionate share of the net OPEB liability. The net OPEB liability was measured as of June 30, 2017, and the total OPEB liability used to calculate the net OPEB liability was determined by an actuarial valuation as of June 30, 2016 and rolled forward to June 30, 2017. The Department's proportion of the net OPEB liability was based on a projection of the Department's long-term share of contributions to the OPEB plan relative to the projected contributions of all participating entities, actuarially determined. At June 30, 2017, the Department's proportion was 2.403769%.

Single Discount Rate

The Single Discount Rate of 3.56% was used to measure the total OPEB liability for the SCRHITF. The accounting policy for this plan is to set the Single Discount Rate equal to the prevailing municipal bond rate. Due to the plan's investment and funding policies, the difference between a blended discount rate and the municipal bond rate would be less than several basis points (several hundredths of one percent).

Long-term Expected Rate of Return

The long-term expected rate of returns represents assumptions developed using an arithmetic building block approach primarily based on consensus expectations and market-based inputs. The expected returns, along with the expected inflation rate, form the basis for the target asset allocation adopted at the beginning of the 2017 fiscal year. The long-term expected rate of return is produced by weighting the expected future real rates of return by the target allocation percentage and adding expected inflation. For actuarial purposes, the 4.00 percent assumed annual investment rate of return includes a 1.75 percent real rate of return and a 2.25 percent inflation component. This information is summarized in the following table:

Asset Class	**Target Asset Allocation**	**Expected Arithmetic Real Rate of Return**	**Allocation Weighted Long Term Expected Portfolio**
US Domestic Fixed Income	80.00%	2.09%	1.67%
Cash	20.00%	0.84%	0.17%
Total Expected Real Return	100.0%		1.84%
Expected Inflation			2.25%
Total Return			4.09%
Investment Return			4.00%

Sensitivity Analysis

The following table represents the Department's proportionate share of the SCRHITF's net OPEB liability calculated using a Single Discount Rate of 3.56%, as well as what the plan's net OPEB liability would be if it were calculated using a Single Discount Rate that is one percent lower or one percent higher:

Sensitivity of the Proportional Share of Net OPEB Liability to Changes in the Single Discount Rate (in thousands)			
OPEB Trust	**1.00% Decrease (2.56%)**	**Current Discount Rate (3.56%)**	**1.00% Increase (4.56%)**
SCRHITF	$ 383,449	$ 325,592	$ 278,935

Regarding the sensitivity of the SCRHITF's net OPEB liability to changes in the healthcare cost trend rates, the following table presents the Department's net OPEB liability, calculated using the assumed trend rates as well as what the plan's net OPEB liability would be if were calculated using a trend rate that is one percent lower or one percent higher:

Sensitivity of the Proportional Share of Net OPEB Liability to Changes in the Healthcare Cost Trend Rate (in thousands)			
OPEB Trust	**1.00% Decrease**	**Current Healthcare Cost Trend Rate**	**1.00% Increase**
SCRHITF	$ 266,994	$ 325,592	$ 401,449

OPEB Expense and Deferred Outflows and Inflows of Resources

For the year ended June 30, 2018, the Department recognized OPEB expense of $19.9 million. At June 30, 2018, the Department reported deferred outflows and inflows of resources related to OPEB from the following sources:

	Deferred Outflows of Resources	Deferred Inflows of Resources
OPEB contributions subsequent to measurement date	$ 10,561	$ -
Differences in actual and expected plan experience	-	141
Changes in assumptions	-	30,636
Net differences between projected and actual earnings on plan investments	559	-
	$ 11,120	$ 30,777

Contributions subsequent to the measurement date of $10.6 million were reported as deferred outflows of resources related to OPEB and will be recognized as a reduction of the net OPEB liability in the year ended June 30, 2019. Other amounts reported as deferred outflows and inflows of resources related to OPEB will be recognized in OPEB expense as follows. Average remaining services lives of all employees provided with OPEB through the June 30, 2017 was 7.246 years for SCRHITF:

Measurement Period Ending June 30,	**Fiscal Year Ending June 30,**	**SCRHITF**
2018	2019	$ (4,788)
2019	2020	(4,788)
2020	2021	(4,788)
2021	2022	(4,788)
2022	2023	(4,927)
Thereafter		(6,139)

NOTE 14. DEFERRED COMPENSATION PLANS:

Several optional deferred compensation plans are available to State employees and employers of its political subdivisions. Certain employees of the Department have elected to participate. The multiple-employer plans, created under Internal Revenue Code Section 457, 401(k), 403(b), and Roth 401(k) are administered by third parties and are not included in the CAFR of the State of South Carolina. Compensation deferred under the plans is placed in trust for the contributing employee.

The State has no liability for losses under the plans. Employees may withdraw the current value of their contributions when they terminate State employment. Employees may also withdraw contributions prior to termination if they meet requirements specified by the applicable plan. The Department has not made any contributions to these plans.

NOTE 15. TRANSACTIONS WITH STATE ENTITIES / RELATED PARTIES:

The Department has significant transactions with the State and various State agencies. The Department purchases goods and services from various State agencies. Total purchases from State agencies were approximately $26.8 million for the year ended June 30, 2018. The Department sells supply items and provides services for various State agencies. Total sales to State agencies were approximately $1.2 million for the year ended June 30, 2018.

The gasoline user fees, special fuels user fees and max sales taxes are collected by the South Carolina Department of Revenue (DOR) and remitted on a monthly basis. The user fees and sales taxes collected by DOR for the State Highway Fund amounted to $614.3 million for the year ended June 30, 2018 of which $113.4 million was accrued as a receivable at June 30, 2018. Gasoline user fees revenues collected by DOR for the County Transportation Program Agency Fund amounted to $73.9 million for the year ended June 30, 2018.

The Department participates in the International Fuel Tax Agreement (IFTA) program. This program is an agreement between the lower 48 states of the United States and the Canadian provinces, to simplify the reporting of fuel use by motor carriers that operate in more than one jurisdiction. Alaska, Hawaii, and the Canadian territories do not participate. An operating carrier with IFTA receives an IFTA license and two decals for each qualifying vehicle it operates. The carrier files a quarterly fuel tax report. This report is used to determine the net tax or refund due and to redistribute taxes from collecting states to states that it is due. This tax is required for motor vehicles used, designed, or maintained for transportation of persons or property and:

- Having two axles and a gross vehicle weight rating or registered gross vehicle weight in excess of 26,000 pounds, and/or
- Having three or more axles regardless of weight, and/or
- Is used in combination, when the weight of such combination exceeds 26,000 pounds gross vehicle or registered gross vehicle weight.

Exceptions exist for Recreational Vehicles (such as motor homes, pickup trucks with attached campers, and buses when used exclusively for personal pleasure by an individual). Some states have their own exemptions that often apply to farm vehicles or government vehicles. Additional information about the IFTA can be found at http://www.iftach.org/.

The calculation of net amount owed or due is performed by this central organization. This calculation has historically resulted in a net amount due from the Department to the central organization. The Department remitted $16.9 million of fuel oil user fee revenue to the South Carolina Department of Motor Vehicles ("DMV") in fiscal year 2018 for the IFTA calculation. The DMV then remits that amount to the central IFTA organization for redistribution to other member states. The Department remitted $16.7 million in FY 2017 for the same calculation.

Services received at no cost from the various state agencies, personnel management, assistance in the preparation of the State Budget, review and approval of certain budget amendments, procurement services, and other centralized functions.

Significant payments were made to other state agencies for retirement plan contributions and health insurance premiums, insurance coverage, office supplies, printing, telephone, and inter-agency mail. The amounts of expenditures applicable to related party transactions are not readily available.

Workers' compensation insurance premiums for the fiscal year 2018 of $8.6 million were paid to the State Accident Fund and $32.9 thousand was paid for Unemployment Insurance, to the South Carolina Unemployment Trust Fund.

The Department provided no material services free of charge to other State agencies during the fiscal year.

See Note 9 regarding transactions resulting from intergovernmental agreements entered into by the Department, the Bank, and other local governments. The Department provided the Bank administrative services, clerical assistance, and project oversight during fiscal year 2018 for which it was paid $2.1 million. The Bank also reimbursed the Department $24.9 million in direct project costs. Allocations to other entities - State agency represented amounts paid to the Bank and totaled $40.6 million for the year ended June 30, 2018. The payments were from gas user fee collections and represented an amount not to exceed the one cent per gallon collected in accordance with Section 11-43-160 of the Code for the on-going funding of construction and maintenance of highways. The Department also transferred $50.0 million to the Bank as directed by the state legislature as part of additional “Act 98” funding from the State’s general fund. The Bank transferred $50 million to the department as directed by the State Legislators (Proviso 117.135) whom then transferred to the County Transportation Program.

The Department received $10 million from the Bank in accordance with a 2009 contractual agreement between Horry County, the Bank, and the Department. This amount has been recorded as unearned revenue as the $10 million must be spent on specific infrastructure projects. Eligible costs of $3.7 million have been incurred and $6.3 million are remaining.

Additionally, the Bank makes quarterly payments to the Department, and Department makes monthly payments to the Bank in accordance with an agreement between Horry County, the Bank, and the Department. In the agreement, the Department was assigned the payments originally assigned to Horry County in order to guard against Horry County defaulting on their project loans with the Bank. The amount paid to and received from the Bank was $4.7 million for the year ended June 30, 2018.

The Department has established an agreement with the Bank to restrict $10.0 million in cash as guaranty on Horry County loan payments to the Bank.

A summary of intergovernmental payables to other State agencies in the governmental fund balance sheet at June 30, 2018 is as follows:

(In Thousands) Due To / Description	
Archives & History Dept	$ 2
Department Of Administration	18
Department Of Motor Vehicles	61
Department Of Public Safety	559
Health & Environmental Control Department	-
SC Department Of Corrections	41
SC State Infrastructure Bank	1,077
SFAA Administration	5
State Treasurers Office	12
	$ 1,775

NOTE 16. FEDERAL GRANTS:

The Department has grants and reimbursable contracts with the Federal government and the South Carolina Emergency Management Division (SCEMD) for the funding of costs related to the programs described in the grants. These funds are subject to audit and/or adjustment by the various funding sources. The Department does not expect any significant impact should grantors audit and/or adjust reimbursement amounts.

NOTE 17. RISK MANAGEMENT:

The Department is exposed to various risks of loss and maintains State or commercial insurance coverage for each of those risks. Management believes such coverage is sufficient to preclude any significant uninsured losses for the covered risks. There were no significant reductions in insurance coverage from that carried in the prior year. Settled claims have not exceeded this coverage in the prior three years. The Department pays insurance premiums to certain other State agencies and commercial insurers to cover risks that may occur in normal operations. The insurers promise to pay to or on behalf of the insured for covered economic losses sustained during the policy period in accord with insurance policy and benefit program limits except for deductibles.

Several State funds accumulate assets and the State itself assumes substantially all risks for the following:

1. Claims of State employees for unemployment compensation benefits (Department of Employment and Workforce);
2. Claims of covered employees for workers' compensation benefits for job-related illnesses or injuries (State Accident Fund);
3. Claims of covered public employees for health and dental insurance benefits (Public Employee Benefit Authority – Insurance Benefits); and
4. Claims of covered public employees for long-term disability and group-life insurance benefits (Public Employee Benefit Authority – Insurance Benefits).

The State offers two self-insured health plans and a Tricare Supplemental plan to qualified employees. Additionally, all other coverages (such as dental, vision, life and long-term disability) are extended through the State's insurance offerings with premiums being remitted to the PEBA.

The Department and other entities pay premiums to the State's Insurance Reserve Fund (IRF), which issues policies, accumulates assets to cover the risks of loss, and pays claims incurred for covered losses related to the following assets, activities, and/or events:

Theft of, damage to, or destruction of assets	Data processing equipment
Motor Vehicles	Business Interruptions
Real property and contents	Torts
Medical malpractice claims against covered employee for nurse.	

The IRF is a self-insurer and purchases reinsurance to obtain certain services and specialized coverage and to limit losses in the areas of certain property and equipment and auto liability. Reinsurance permits partial recovery of losses from re-insurers, but the IRF remains primarily liable. The IRF's rates are determined actuarially. State agencies and other entities are the primary participants in the State's Health and Disability Insurance Fund and IRF.

The Department self-insures itself for any losses because it feels the likelihood of losses is remote. The Department has not transferred the portion of the risk of loss related to insurance policy deductibles and limits for capital assets and fidelity overages to a State or commercial insurer.

The Department has not reported an estimated claims loss expenditure, and the related liability at June 30, 2017, based on the requirements of GASB Statement No. 10 and No. 30 which state that a liability for claims must be reported only if information prior to issuance of the financial statements indicates that it is probable that an asset has been impaired or a liability has been incurred on or before June 30, 2018 and the amount of the loss is reasonably estimable. Liabilities include an amount for incurred but not reported (IBNR) losses when it is probable a claim will be asserted. Claims liabilities when recorded are based on estimates of the ultimate cost of settling known but not paid claims and IBNR claims at June 30 using past experience adjusted for factors that would modify past experience.

In management's opinion, claims losses in excess of insurance coverage are unlikely and, if incurred, would be insignificant to the Department's financial position. Furthermore, there is no evidence of asset impairment or other information to indicate that a loss expenditure and liability should be recorded and, therefore, no loss accrual has been recorded.

NOTE 18. CONTINGENCIES AND SUBSEQUENT EVENTS:

CONTINGENCIES:

The Department is a defendant in various lawsuits arising from the conduct of its normal business primarily regarding rights-of-way. Although any litigation has an element of uncertainty, it is management's and legal counsel's opinions that the outcome of any litigation pending or threatened, or the combination thereof, will not have a materially adverse effect on the financial position of the Department.

In September 2017, South Carolina experienced inclement weather as Hurricane Irma impacted the southern United States. This event caused wind, surge damage and flooding to the coast. The Department has incurred costs through June 30, 2018 of $5.3 million of which $.4 million has been received in federal assistance. Approved federal assistance of $1.6 million has been accrued at June 30, 2018.

In October 2016, South Carolina Hurricane Matthew made landfall in McClellanville, SC as a Category 1 storm with sustained winds of 75 miles per hour. This event caused wind and surge damage to the lower part of the coast and wind and flooding damage to the northern part of the coast. The Department conducted thorough inspections of all bridges and roads and began recovery of the State Highway System. Total damages on the State Highway System are expected to be $100.1 million and many costs are eligible for federal assistance from Federal Highway Administration and Federal Emergency Management. It is estimated that the State's responsible share would be $30.4 million. The Department has incurred costs through June 30, 2018 of $60.4 million of which $49.6 million has been received in federal assistance.

The Department continues to incur costs for damage and repair as a result of the October 2015 statewide emergency event of significant rainfall resulting in widespread flooding. Total damages on the State Highway System are estimated to be $137 million and many costs are eligible for federal assistance from Federal Highway Administration and Federal Emergency Management. It is estimated the State's responsible share would be $49 million. During the 2016 Legislative Session, The General Assembly provided funding in the amount of $49 million which was provided to the Department to assist in the recovery and repair process and provide required federal assistance matching funds. The Department is committed to the full recovery of the State Highway System and has incurred costs through June 30, 2018 of $115.7 million of which $73.4 million has been received in federal assistance. Additional federal assistance is expected up to $13.1 million and will be based upon total costs and their federal assistance eligibility.

During the 2017 Legislative Session Act 40, the "Roads Bill", was adopted which provides the Department with the first sustainable and significant increase in revenue in the 30 years.

The new revenues are to be largely allocated specifically to the long-term maintenance and preservation of the State system. Over the next ten years, with the assistance of these funds, the Department will improve the "worst of the worst" dangerous rural roads, replace fifty percent of the State's structurally deficient bridges, resurface and rebuild fifty percent of the State's highways and embark on 11-12 Interstate widening projects. At full implementation, the 2017 Roads Bill will add an estimated additional $600 million for South Carolina infrastructure. The gas tax increased by 2 cents a year, beginning July 2017, and will continue to increase by 2 cents per year for the next 6 years for a total of 12 cents by July 2022.

Subsequent to year end, during September 2018, South Carolina was impacted by Hurricane Florence, which brought 10 to 18 inches of rain in areas saturating the ground and flooding the rivers. The Department is actively responding to widespread flooding across the Northeast portion of the state. The Federal Highway Administration is available to assist with the cost of immediate repair of essential roads and bridges. Additional financial assistance is expected to be reimbursed by FEMA at 75%. The Department's share of repair and recovery costs has not yet been determined as of the date of this report.

NOTE 19. COMPONENT UNIT DISCLOSURES

NOTE 19A. SUMMARY OF SIGNIFICANT ACCOUNTING POLICIES

Reporting Entity

The Association is a South Carolina nonprofit corporation organized as a "public benefit corporation" under the South Carolina Nonprofit Corporation Act of 1994. The Articles of Incorporation of the Association were originally filed with the South Carolina Secretary of State on January 12, 1996, and were amended by a filing on March 5, 1997. The Internal Revenue Service has issued a letter dated October 20, 1997, determining that the Association is an exempt organization that is not a private foundation under Section 501(c)(3) of the Internal Revenue Code of 1986, as amended. The Association was formed to assist the Department in the financing, acquisition, construction, and operation of turnpikes, highway projects, and other transportation facilities.

The Association's operations are governed by a license agreement (the Original License Agreement as amended, the "Revised License Agreement") with the Department that granted the Association rights and obligations to finance, acquire, construct, and operate an approximately 16 mile fully controlled access toll highway (the "Southern Connector"). The Association originally financed construction of the Southern Connector by issuing toll road revenue bonds in 1998. In 2011, in connection with implementation of its Debt Adjustment Plan pursuant to its Chapter 9 Bankruptcy case, the Association exchanged its 1998 Bonds for new toll road revenue bonds (the "2011 Bonds"). The Association's Debt Adjustment Plan encompasses a First Amended and Restated Master Indenture of Trust and a First Supplemental Indenture of Trust (collectively, the "Amended Trust Indenture") and the Revised License Agreement, all of which became effective April 21, 2011. Following a mandatory exchange (subject to Bondholder opt out of the exchange) of certain of its 2011 Pro-Rata Term bonds for 2011 By-Lot Term Bonds and payment of outstanding issuance costs of the 2011 Bonds, the Association's bankruptcy proceedings were finalized on August 27, 2012, when the United States Bankruptcy Court issued the Final Decree closing the Association's Bankruptcy case.

The State of South Carolina Office of Comptroller General has determined that the Association is a component unit of the State of South Carolina and of the Department because of its fiscal dependence upon the Department. The Association is governed by a Board of Directors, the members of which are subject to approval of the Department.

The financial statements of the Association have been prepared in conformity with accounting principles generally accepted in the United States of America ("GAAP"). For the purpose of applying GAAP, the Association's management has determined that the Association should be treated as a governmental entity. The GASB, which has jurisdiction over accounting and financial reporting standards applicable to governmental entities, and the Financial Accounting Standards Board ("FASB"), which has jurisdiction over such standards applicable to nongovernmental entities, have agreed on a definition of a governmental entity that is to be used when determining whether governmental GAAP is applicable. Since (a) the Association is a public benefit corporation, (b) the members of the Association's Board of Directors are subject to the approval of the Department, and (c) upon dissolution of the Association, all of the Association's net position will revert to the Department, the Association meets the criteria set forth in the definition of a governmental entity. Accordingly, the accompanying financial statements of the Association have been prepared in accordance with GAAP applicable to governmental unit proprietary funds.

The Association has no component units.

Measurement Focus, Basis of Accounting, and Financial Statement Presentation

The Association is a proprietary fund type and operates as an enterprise fund. The Association uses the economic resources measurement focus and the accrual basis of accounting. Under this method, revenues are recorded when earned and expenses are recorded at the time liabilities are incurred. Enterprise Funds are used to account for operations (a) that are financed and operated in a manner similar to private business enterprises — where the intent of the governing body is that the costs (expenses, including depreciation) of providing goods or services to the general public on a continuing basis are to be financed or recovered primarily through user charges; or (b) where the governing body has decided that periodic determination of revenues earned, expenses incurred, and/or net income is appropriate for capital maintenance, public policy, management control, accountability, or other purposes.

Cash and Cash Equivalents

The Association considers all investment with maturities of three months or less when purchased to be cash equivalents. The amount shown in the financial statements as "cash and cash equivalents" of the Association represent cash on hand, deposits in banks, and funds invested in open ended money market mutual funds.

Investments

The Association's Trust Indenture contains provisions requiring all bond proceeds and toll revenues received by the Association to be held in trust. Such monies held in the 2011 Trust Fund Accounts are expended in accordance with Trust Indenture guidelines. All monies held in the 2011 Trust Fund Accounts that are not insured by the FDIC must be secured by and/or invested in investment securities as defined in the Trust Indenture. Investment securities include, but are not limited to, direct obligations of, or obligations guaranteed by, the United States of America or an agency thereof.

The Association's investments are stated at fair value and categorized within the fair value hierarchy established under GASBS No. 72. For short-term, highly liquid instruments that have a remaining maturity of one year or less at the time of purchase, such as the Association's 2016 United States Treasury Note, the investments' fair value is generally equivalent to amortized cost. The fair value hierarchy is based on the valuation inputs used to measure the fair value of the asset. Level 1 inputs are quoted prices in active markets for identical assets. Level 2 inputs are significant other observable inputs. Level 3 inputs are significant unobservable inputs. Gains or losses that result from changes in fair value are included in nonoperating revenues or expenses.

Capital Assets

All capital and intangible assets, including the Association's intangible interest in its License Agreement with the Department, are stated at cost or at acquisition value at the time of donation. The Association generally follows capitalization policies recommended by the State Comptroller General.

Pursuant to this policy, equipment and vehicles with individual or group costs greater than $5 thousand and intangible assets (including software) with costs generally in excess of $100 thousand are capitalized. Equipment and vehicle depreciation is computed using the straight-line method over the equipment's estimated useful life between four and ten years, or the vehicle's estimated useful life of five years. The Association's intangible software is amortized over three to five years. The Association's intangible interest in its License Agreement with the Department through its expiration in 2051 on a straight-line basis. When capital assets are disposed of, the cost and accumulated depreciation/amortization are removed from the books. The resulting gain or loss is included in nonoperating revenues or expenses.

Bonds Payable, Bond Discounts, Bond Premiums and Bond Issuance Costs

The current and noncurrent portions of bonds payable are recorded as liabilities in the accompanying Statement of Net Position. Bond issuance costs, excluding those related to prepaid insurance costs, are expensed as incurred.

Interest in License Agreement with the Department

Upon confirmation by the Bankruptcy Court of and as a means of implementing the Association's Debt Adjustment Plan, the Association entered into a revised License Agreement with the Department, which became effective April 21, 2011. The revised License Agreement specifies that any terms of the original License Agreement that are not amended or modified by the revised License Agreement remain in effect.

The revisions to the original License Agreement include (1) requiring the Association to make periodic deposits into the 2011 R&R Fund, (2) modification of the Association's responsibility for performance and payment of highway maintenance, repair and renewal, (3) elimination of License Fees payable to the Department, (4) modification of the manner in which toll rates are set, and (5) prohibiting the Department from terminating the License Agreement for any insolvency of or failure by the Association to pay or perform its obligations due to insufficient toll revenues.

Under the License Agreement, the Department is responsible for performance and payment of all highway maintenance of the Southern Connector. As defined in the License Agreement, highway maintenance includes all maintenance, repair, renewal, replacement, enhancement, resurfacing and restoration of the Southern Connector. The Association is not required to perform or pay for any highway maintenance of the Southern Connector.

The Association's sole obligation related to highway maintenance is to make the periodic deposits into the 2011 R&R Fund. The Association's inability to make deposits into the 2011 R&R Fund due to insufficiency of toll revenues will not result in a default under the License Agreement, nor will any resulting nonpayments constitute arrearages requiring deposits to the 2011 R&R Fund from future Distributable Cash.

Once the Department has incurred highway maintenance costs relating to the Southern Connector, the Department may, on a quarterly basis, submit to the Association a requisition for reimbursement and supporting documentation of such highway maintenance costs to be paid from monies deposited in the 2011 R&R Fund. The Association shall in turn request the 2011 Trustee to pay to the Department such amounts requested for reimbursement from the 2011 R&R Fund.

The Association has or will appoint at its expense an Association Engineer to perform an inspection of the Southern Connector to identify, review, monitor and report highway maintenance issues and needs, and the Association Engineer may estimate the costs of addressing those issues and needs, and assess the appropriate timing of performing related maintenance activities. The parties will collaborate with the Department to schedule necessary highway maintenance activities.

Under the Association's Debt Adjustment Plan, toll rates were initially set at amounts set forth in the Stantec Traffic Study as defined in the License Agreement. Subsequent revisions of the Southern Connector toll rates are permitted or required in certain circumstances as prescribed by the terms of the Association's Trust Indenture and the License Agreement.

Any revisions to the toll rates shall require a toll rate study to be performed by a qualified independent traffic and revenue consultant selected by the Association. The consultant will study the toll rates charged for use of the Southern Connector, the past and future projected traffic and other relevant factors in order to determine the toll rates which, in the opinion of the consultant, will maximize Southern Connector toll revenues over a projected period of at least five years.

Prior to commencement of the toll rate study, the Association must submit the name and a summary of qualifications of the selected independent traffic and revenue consultant to the Department for approval. As prescribed in the License Agreement, the Department may object to the Association's selection of a consultant on the basis of lack of expertise or qualifications and propose at least one alternate consultant considered acceptable by the Department for the performance of the toll rate study.

Once the toll rate study has been completed by the independent traffic and revenue consultant, the Association will deliver a copy of such toll rate study to the Department and the 2011 Bonds Trustee, and, at the Association's request, the Department will confirm the effectiveness of and take other steps as necessary to implement the recommended revisions to the Southern Connector toll rates.

The License Agreement specifies that neither the Department nor the State of South Carolina is responsible for determining whether the toll rates charged by the Association are adequate to satisfy the Association's obligations to third parties.

The License Agreement allows the Association to grant toll rate discounts to encourage the use of the electronic toll collection system or to provide an incentive to fleet purchasers. Any such discounts will not be deemed a revision of toll rates.

The first toll rate study required since the effective date of the Association's Debt Adjustment Plan was performed during 2015. Accordingly, in January 2016, the Association implemented the new toll rates recommended in the toll rate study.

The License Agreement shall expire on July 22, 2051, or upon repayment, redemption or defeasance of the 2011 Bonds and all other project debt. The License Agreement also includes other termination provisions, but specifically states that the failure of the Association to pay any amounts owing or to perform any obligations under the License Agreement due to insufficient toll revenues shall not be an event of default under the License Agreement.

Provisions are included to extend the License Agreement's term by any period equal to any length of time during which toll revenues are impaired due to events of force majeure, or upon written agreement by the Association and the Department .

Under the License Agreement, the Department at all times retains fee simple title to the Southern Connector, all tolling facilities and all real property and improvements thereon. All machinery, equipment, furniture, fixtures and other personal property are the sole property of the Association. Neither the State of South Carolina nor any political subdivision or agency thereof (including, without limitation, the Department, the County of Greenville, South Carolina, and the City of Greenville, South Carolina) have any liability whatsoever for payment of any Bonds or any other obligations secured by the License Agreement.

Restricted Assets

The Association is bound by an Amended Trust Indenture which contains provisions to establish certain funds and accounts to be held by the Trustee. The Trust Indenture's terms define the amounts that may be deposited into the Funds and Accounts, and restrict payments from such Funds and Accounts. The amounts held in these funds are presented as restricted assets.

Net Position

Proprietary Fund equity is classified as net position (deficit) and is displayed as the following three components:

Net investment in capital assets — Consists of capital assets, net of accumulated depreciation, reduced by the outstanding balances of any bonds, mortgages, notes, or other borrowings that are attributable to the acquisition, construction, or improvement of those assets.

Restricted net position — Consists of certain assets, reduced by liabilities related to those assets. Assets included in this category of net position include those with constraints placed on their use either by (1) external groups such as creditors, grantors, contributors, or laws or regulations of other governments; or (2) law through constitutional provisions or enabling legislation. In all cases, if individual restricted net position categories are negative, the negative balance is eliminated and reclassified against unrestricted net position.

Unrestricted net position — All other net position that does not meet the definition of "restricted" or "net investment in capital assets."

Unless otherwise dictated in the Amended Trust Indenture, the Association's policy is to first apply restricted resources when an expense is incurred for purposes for which both restricted and unrestricted net position are available.

The Association's net deficit at December 31, 2017 represents accumulated shortfalls since commencement of operations because toll revenues have been insufficient to cover interest accretions on the Association's Bonds. Such accretions are not payable from current toll revenues, but from those to be received in future years.

NOTE 19B. DEPOSITS AND INVESTMENTS:

The following schedule reconciles deposits and investments within the footnotes to the amounts in the financial statements:

(In Thousands)

	Financial Statements		Footnotes
Unrestricted current assets:			
Cash and cash equivalents	$ 1,870	Bank Deposits	$ 1,870
Restricted noncurrent assets:			
Cash and cash equivalents	10,735	Investments	10,735
Total component unit	$ 12,605		$ 12,605

The Association's Amended Trust Indenture requires that all trust fund bank deposits that are not insured by the FDIC be collateralized by investment securities. The types of investment securities that may be used as collateral are: direct obligations of, or obligations the principal and interest of which are unconditionally guaranteed by, the United States of America or certain of its agencies; repurchase agreements with underlying securities that are obligations of, or guaranteed by, the United States of America or certain of its agencies; certain obligations of, or guaranteed by, any state within the territorial United States of America; agreements that provide for the forward delivery of any securities previously described; investments in money market mutual funds rated "AAAm", "AAm", "AAAmG", or better; unsecured investment agreements with any bank or financial institution, the unsecured debt or counterparty rating of which is "investment grade" rated as of the date of acquisition; and any other obligation which, at the date of acquisition, is rated by a rating agency in one of the two highest rating categories for long-term obligations or in the highest rating category for short-term obligations.

Deposits

Custodial Credit Risk for Deposits: Custodial credit risk for deposits is the risk that, in the event of a bank failure, the Association's deposits might not be recovered. The Association does not have a formal deposit policy for custodial credit risk, but follows the guidelines outlined in the Association's Trust Indenture (as noted earlier) which are consistent with federal and State law. At December 31, 2017, approximately $1.7 million of the Association's bank balances of approximately $1.9 million (with a carrying value of $1.9 million) were uninsured and uncollateralized. The South Carolina State Treasurer held none of the deposits noted above.

Investments

The South Carolina State Treasurer held none of the investments noted below. As of December 31, 2017, the Association had the following investments as defined by GASB:

(In Thousands)

Investment Type	Credit Rating^	Fair Value Level	Fair Value	Percentage of Total Investments	Weighted Average maturi (in Years)
December 31, 2017:					
Money Market Mutual Funds	AAAm, Aaa-mf, AAAmmf	1	$ 10,735	100.00%	0.082

(^) If available, credit ratings are from Standard & Poor's, Moody's Investors Service, and Fitch Ratings.

Interest Rate Risk:

The Association does not have a formal policy limiting investment maturities that would help manage its exposure to fair value losses from increasing interest rates, but follows the investment requirements outlined in the Association's Amended Trust Indenture (as noted earlier) which are consistent with federal and South Carolina law.

Custodial Credit Risk for Investments:

Custodial credit risk for investments is the risk that, in the event of the failure of the counterparty, the Association will not be able to recover the value of its investments or collateral securities that are in the possession of an outside party. The Association does not have a formal investment policy for custodial credit risk, but follows the guidelines outlined in the Association's Amended Trust Indenture (as noted earlier). As of December 31, 2017, none of the Association's investments were exposed to custodial credit risk.

Credit Risk for Investments:

Credit risk for investments is the risk that an issuer or other counterparty to an investment will not fulfill its obligations. The Association does not have a formal investment policy for credit risk but follows the guidelines outlined in the Association's Amended Trust Indenture (as noted earlier) which are consistent with federal and State law.

Concentration of Credit Risk for Investments:

The Association places no limit on the amount the Association may invest in any one issuer. Investments issued by or explicitly guaranteed by the U.S. Government and investments in mutual funds, external investment pools and other pooled investments are exempt from concentration of credit risk disclosures.

NOTE 19C. BONDS PAYABLE:

Upon confirmation by the Bankruptcy Court of and as a means of implementing the Association's Debt Adjustment Plan, on April 21, 2011, the Association issued its 2011 Bonds, consisting of both Serial and Term capital appreciation bonds, in exchange for the Association's 1998 Bonds. At that time, the Association's obligations under the 2011 Bonds were substituted for its obligations under the 1998 Bonds, and the Association was relieved of any further obligations under the 1998 Bonds. The 2011 Bonds were issued to the existing holders of the 1998 Bonds on a pro rata basis, based on unpaid principal and accrued/accreted interest as of the Bankruptcy Petition date of June 24, 2010. The Series 2011A and 2011B Bonds were exchanged for the 1998 Senior Bonds, and the Series 2011C Bonds were exchanged for the 1998 Subordinate Bonds.

The Series 2011A, 2011B and 2011C Term Bonds as originally issued in April 2011 are registered with the Depository Trust Corporation (the "DTC") and are Pro-Rata Term Bonds for which each holder of such Bonds will receive a prorate share of any debt service payment made by the Association on such Bonds. In 2012, the Association effected a mandatory Bond Exchange (with option to retain) of 2011 Pro-Rata Term Bonds for 2011 By-Lot Term Bonds. The 2011 By-Lot Term Bonds are registered with the DTC in a form that allows such Bonds to be traded on the secondary market; however, in accordance with DTC policies and procedures, the distribution of debt service redemption payments made on such Bonds prior to maturity occurs "by-lot" under a lottery system, rather than on a pro-rata basis. Accordingly, holders of the 2011 By-Lot Term Bonds are not assured of the timing of any particular bond payment prior to maturity. The option to retain provision of the Bond Exchange allowed holders of the Association's 2011 Term Bonds to decide whether they would retain their 2011 Pro-Rata Term Bonds as originally issued (the "2011 Retained Term Bonds") and suffer the illiquidity of those obligations, or exchange those Bonds for 2011 By-Lot Term Bonds (the "2011 New Term Bonds") and accept the uncertainty of timing of debt service payments.

The Bond Exchange did not alter the Association's financial obligations under its 2011 Term Bonds.

All of the Association's 2011 Bonds consist of the following. (Descriptions of the Association's Term Bonds have been updated for the Bond Exchange as noted.)

The Association's 2011 Bonds, as updated for the Bond Exchange, consist of:

The 2011 Senior Bonds as follows:

- *Series 2011A Senior Capital Appreciation Toll Road Revenue Bonds* (the "Series 2011A Serial Bonds") are dated April 1, 2011, and originally included eleven serial bonds. The original principal amount at issuance of these serial bonds totaled $36.6 million. Seven serial bonds remained outstanding following the Association's January 1, 2015 payment of debt service and before 2016 activity. Such remaining outstanding serial bonds mature January 1 of the years 2016 through 2022 inclusive, and accrete interest at rates ranging from 4.75% to 6.00%.

- *Series 2011A Senior Capital Appreciation Toll Road Revenue Bonds* (the "Series 2011A Retained Term Bonds") are dated April 1, 2011, and include three term bonds.

    - The Series 2011A term bonds maturing on January 1, 2032, with an aggregate original principal amount of $164 thousand are subject to annual pro rata paydown payments on January 1 of the years 2023 through 2031 in varying amounts from $34 thousand to $55 thousand, with a payment of $55 thousand at final maturity on January 1, 2032. Interest accretes on these term bonds at 6.50%.

    - The Series 2011A term bonds maturing on January 1, 2042, with an aggregate original principal amount of $127 thousand are subject to annual pro rata paydown payments on January 1 of the years 2033 through 2041 in varying amounts from $64 thousand to $90 thousand, with a payment of $90 thousand at final maturity on January 1, 2042. Interest accretes on these term bonds at 7.00%.

    - The Series 2011A term bonds maturing on July 22, 2051, with an aggregate original principal amount of $73 thousand are subject to annual pro rata paydown payments on January 1 of the years 2043 through 2051 in varying amounts from $91 thousand to $113 thousand, with a payment of $57 thousand (as revised following the extraordinary mandatory prepayments paid on February 15, 2014 and 2018) at final maturity on July 22, 2051. Interest accretes on these term bonds at 7.50%.

- *Series 2011A1 Senior Capital Appreciation Toll Road Revenue Bonds* (the "Series 2011A1 New Term Bonds") are dated April 1, 2011, and include three term bonds.

    - The Series 2011A1 term bonds maturing on January 1, 2032, with an aggregate original principal amount of $40.5 million and a maturity value of $149.5 million are subject to mandatory redemption pursuant to payments of sinking fund installments on January 1 of the years 2023 through 2031 in varying amounts from $8.5 million to $13.5 million, with a payment of $13.7 million at final maturity on January 1, 2032. Interest accretes on these term bonds at 6.50%.

    - The Series 2011A1 term bonds maturing on January 1, 2042, with an aggregate original principal amount of $31.3 million and a maturity value of $251.0 million are subject to mandatory redemption pursuant to payments of sinking fund installments on January 1 of the years 2033 through 2041 in varying amounts from $15.7 million to $22.2 million, with a payment of $22.3 million at final maturity on January 1, 2042. Interest accretes on these term bonds at 7.00%.

    - The Series 2011A1 term bonds maturing on July 22, 2051, with an aggregate original principal amount of $18.1 million and a maturity value of $334.3 million are subject to mandatory redemption pursuant to payments of sinking fund installments on January 1 of the years 2043 through 2051 in varying amounts from $22.4 million to $27.9 million, with a payment of $14.1 million (as revised following the extraordinary mandatory redemptions paid on February 15, 2014 and 2018) at final maturity on July 22, 2051. Interest accretes on these term bonds at 7.5%.

The 2011 Senior Subordinate Bonds as follows:

- Series 2011B Senior Subordinate Capital Appreciation Toll Road Revenue Bonds (the "Series 2011B Retained Term Bonds") are dated April 1, 2011, and include two term bonds.

    - The Series 2011B term bonds maturing on January 1, 2032, with an aggregate original principal amount of $57 thousand are subject to annual pro rata paydown payments on January 1 of the years 2014 (following the Association's January 1, 2013 payment of debt service) through 2031 in varying amounts from $3 thousand to $13 thousand, with a payment of $13 thousand at final maturity on January 1, 2032. Interest accretes on these term bonds at 8.50%.

    - The Series 2011B term bonds maturing on July 22, 2051, with an aggregate original principal amount of $28 thousand are subject to annual pro rata paydown payments on January 1 of the years 2033 through 2051 in varying amounts from $15 thousand to $26 thousand, with a payment of $15 thousand at final maturity on July 22, 2051. Interest accretes on these term bonds at 9.00%.

- Series 2011B1 Senior Subordinate Capital Appreciation Toll Road Revenue Bonds (the "Series 2011B1 New Term Bonds") are dated April 1, 2011, and include two term bonds.

    - The Series 2011B1 term bonds, maturing on January 1, 2032, with an aggregate original principal amount of $13.6 million and a maturity value of $73.9 million are subject to mandatory redemption pursuant to payments of sinking fund installments on January 1 of the years 2013 through 2031 in varying amounts from $662 thousand to $3.1 million, with a payment of $3.2 million at final maturity on January 1, 2032. Interest accretes on these term bonds at 8.50%.

    - The Series 2011B1 term bonds maturing on July 22, 2051, with an aggregate original principal amount of $7.0 million and a maturity value of $226.7 million are subject to mandatory redemption pursuant to payments of sinking fund installments on January 1 of the years 2033 through 2051 in varying amounts from $3.6 million to $6.4 million, with a payment of $3.6 million at final maturity on July 22, 2051. Interest accretes on these term bonds at 9.00%.

The *2011 Junior Subordinate Bonds* as follows:

- *Series 2011C Junior Subordinate Capital Appreciation Toll Road Revenue Bonds* (the "Series 2011C Retained Term Bonds") are dated April 1, 2011, and include term bonds with an aggregate original principal amount of $18 thousand. These term bonds are subject to annual pro rata paydown payments on January 1 of the years 2013 through 2051 in varying amounts from $1 thousand to $7 thousand, with a payment of $4 thousand at final maturity on July 22, 2051. Interest accretes on these term bonds at 10.00%.

- *Series 2011C1 Junior Subordinate Capital Appreciation Toll Road Revenue Bonds* (the "Series 2011C1 New Term Bonds") are dated April 1, 2011, and include term bonds with an aggregate original principal amount of $2.1 million and a maturity value of $97.8 million. These term bonds are subject to mandatory redemption pursuant to payments of sinking fund installments on January 1 of the years 2013 through 2051 in varying amounts from $82 thousand to $793 thousand, with a payment of $445 thousand at final maturity on July 22, 2051. Interest accretes on these term bonds at 10.00%.

In addition to the regularly scheduled debt service payments described above, the Amended Trust Indenture requires or allows the Association to make additional payments of debt service in certain situations.

The Association is required to make extraordinary mandatory prepayments of its 2011 Retained Term Bonds and redemptions of its 2011 New Term Bonds if any, on January 1, if the 2011 Extraordinary Prepayment Fund, contains in excess of $50 thousand. In such case, the monies in the 2011 Extraordinary Prepayment Fund shall be applied toward extraordinary mandatory prepayments/redemptions of the 2011 Bonds on the following February 15, at 105% of the accreted value of the respective 2011 Bonds being paid. Extraordinary mandatory prepayments/redemptions shall pay the 2011 Senior Bonds first. If there are no 2011 Senior Bonds outstanding, then the 2011 Senior Subordinate Bonds shall be prepaid/redeemed. If there are no outstanding 2011 Senior or Senior Subordinate Bonds, then the 2011 Junior Subordinate Bonds shall be prepaid/redeemed. The Association made such extraordinary mandatory prepayments/redemptions in 2014 and 2018.

At any time on or after April 1, 2026, the Association may make optional prepayments of its 2011 Retained Term Bonds or redemptions of its 2011 New Term Bonds at prescribed percentages of such 2011 Bonds' respective accreted values. If the Association makes optional partial prepayments/redemptions of its 2011 Retained/New Term Bonds, the amount of such 2011 Retained/New Term Bonds to be prepaid/redeemed will be selected ratably based upon the accreted values of the outstanding 2011 Retained/New Term Bonds as of the prepayment/redemption date.

Any extraordinary mandatory or optional prepayments of the Association's 2011 Retained Term Bonds will be distributed to Bondholders on a pro-rata basis. Any extraordinary mandatory or optional redemptions of less than all of the Association's 2011 New Term Bonds of a single maturity will be distributed to Bondholders by lot.

The Association's bonds payable activity for the years ended December 31, 2017 and 2016 was as follows:

(In Thousands)

	Balances December 31, 2016	Increases	Decreases	Balances December 31, 2017	Amount Due in One Year
Senior Bonds					
Series 2011A Serial Bonds	$ 32,830	$ 1,623	$ 4,910	$ 29,543	$ 5,427
Series 2011A Retained Term Bonds	534	37	-	571	-
Series 2011A 1New Term Bonds	131,740	9,068	-	140,808	67
Total Senior Bonds	165,104	10,728	4,910	170,922	5,494
Senior Subordinate Bonds:					
Series 2011B Retained Term Bonds	123	10	5	128	5
Series 2011B 1New Term Bonds	29,699	2,486	1,130	31,055	1,248
Total Senior Subordinate Bonds	29,822	2,496	1,135	31,183	1,253
Senior Subordinate Bonds:					
Series 2011C Retained Term Bonds	27	3	1	29	1
Series 2011C 1New Term Bonds	3,171	304	139	3,336	154
Total Junior Subordinate Bonds	3,198	307	140	3,365	155
Total Revenue Bonds Payable	$ 198,124	$ 13,531	$ 6,185	$ 205,470	$ 6,902

During 2017, increases in bonds payable totaled $13.5 million and represented accretions on the Association's bonds. Those accretions plus $3 thousand of accrued premiums (paid as part of the February 2018 extraordinary mandatory prepayments/redemptions of 2011 bonds) were recorded as interest expense; accordingly, total interest expense for 2017 was $13.5 million. The 2017 decreases in bonds payable of $6.2 million represented debt service payments that were made in January 2017.

The following schedule summarizes the Association's debt service requirements to maturity as of December 31, 2017. Since all of the 2011 Bonds are capital appreciation bonds, accretions are accounted for as interest expense and additions to principal. For purposes of the following debt service schedule, all accretions are included as principal, and no interest is shown. The amount shown as debt service for 2018 includes the Association's extraordinary mandatory prepayment/redemption paid in February 2018.

(In Thousands)

Year ending December 31:	Principal	Interest	Totals
2018	$ 6,902	$ -	$ 6,902
2019	7,441	-	7,441
2020	8,094	-	8,094
2021	9,600	-	9,600
2022	10,152		10,152
2023-2027	62,656	-	62,656
2028-2032	81,314	-	81,314
2033-2037	105,225	-	105,225
2038-2042	129,925	-	129,925
2043-2047	151,559	-	151,559
2048-2051	155,428	-	155,428
	$ 728,296	$ -	$ 728,296

At December 31, 2017, the following accounts established by the Trust Indenture, as discussed in Note 1, were included in the Trust Estate and provided security for the 2011 Bonds. The balances shown below include accruals of year-end interest and any year-end transfers.

(In Thousands)

Trust Account	
2011 Revenue Fund	$ 5
2011 Debt Service Fund	6,836
2011 Debt Service Reserve	2,035
2011 Extraordinary Prepayment Fund	70
Total	$ 8,946

The 2011 Bonds are expressly nonrecourse to the Association, the State, the Department, or any agency, department or political subdivision of the State, and are payable solely from the 2011 Trust Estate. The 2011 Bonds are not rated by a national rating agency.

The 2011 Senior Subordinate Bonds are subordinated to the 2011 Senior Bonds in all respects, including in right of payment and priority of liens. The 2011 Junior Subordinate Bonds are subordinated to the 2011 Senior and Senior Subordinate Bonds in all respects, including in right of payment and priority of liens.

If any debt service payment pertaining to any tier of 2011 Bonds is not paid when due, the Trust Indenture prescribes the manner in which subsequent payments of debt service in respect of such tier of 2011 Bonds shall be applied, first, to any arrearages, and, second, to the current debt service owing on such tier of 2011 Bonds. The Trust Indenture specifies that any amounts owing on the 2011 Bonds that are unpaid due to insufficient Distributable Cash, as defined, shall be deferred and bear interest from the date of non-payment at a rate equal to the interest rate or yield on the 2011 Bond to which such unpaid amount relates, compounded annually. The term Arrearages in the Trust Indenture refers to such unpaid amounts plus interest.

If on any 2011 Bond payment date, no 2011 Bonds remain outstanding in any tier, the remaining 2011 Bonds of subordinate tiers will ascend to the next higher tier in the hierarchy described in the New Waterfall in Note 1, item J above. For example, if no 2011 Senior Bonds are outstanding on any 2011 Bond payment date, then any 2011 Senior Subordinate Bonds outstanding will be treated as 2011 Senior Bonds payable from the 2011 Senior Bonds Debt Service Account, and any 2011 Junior Subordinate Bonds outstanding will be treated as 2011 Senior Subordinate Bonds payable from the 2011 Senior Subordinate Bonds Debt Service Account.

The 2011 Bonds are subject to certain bond covenants other than payment covenants. The bond covenants include, but are not limited to, the following:

- The Association is prohibited from taking any action, or omitting to take any action, that would cause the 2011 Bonds to lose their tax-exempt status.

By June 30 of each year, an Association Engineer (as defined) is required to inspect the toll road and submit a report documenting the Association Engineer's findings as to whether the Southern Connector has been maintained by the Department in good repair and any deficiencies in the physical condition of the toll road. The report shall identify any highway maintenance needs of the Southern Connector, an assessment of the materiality of such needs, and may estimate the cost and appropriate timing of such needs. The Association received the latest report from its Engineer in June 2017 and in turn submitted that report to the Association's Trustee and the Department. At the time these financial statements were issued, the 2018 Engineer's inspection was underway.

- On or before April 30, 2016, and once every five years thereafter as prescribed in the Trust Indenture, the Association shall retain an independent traffic and revenue consultant to perform a toll rate study to determine the optimum toll rates to be charged for the Southern Connector. In addition, a toll rate study will be required if (a) the Association fails to make any debt service payment on its 2011 Senior and/or Senior Subordinate Bonds, or (b) the debt service coverage ratio (as defined in the Trust Indenture) for the 2011 Senior Bonds is less than (i) 1.20 for periods ending on or before January 1, 2016 and (ii) 1.25 for periods ending after January 1, 2016, or (c) the debt service coverage ratio (as defined in the Trust Indenture) for the 2011 Senior Subordinate Bonds is less than 1.00 for any period. Despite the above provisions, the Association will not be required to have a toll rate study performed more frequently than once every two years.

Copies of any toll rate study will be presented to the Department, the Trustee and the 2011 Bondholders. Unless the 2011 Bondholders submit an objection in accordance with the terms of the Trust Indenture, the toll rates on the Southern Connector will be set at the optimum toll rates as determined by the traffic and revenue consultant and reported in the toll rate study.

- The Association shall certify to the 2011 Trustee the actual debt service coverage ratios compared to the threshold ratios set forth above. Calculations of the actual debt service coverage ratios shall accompany such certification.

- Prior to the end of each fiscal year, the Association is required to file an annual budget for the next fiscal year with the 2011 Trustee.

The terms of the Amended Trust Indenture provide that any of the following events will be considered an event of default under such Amended Trust Indenture:

- The Association's failure to make any scheduled debt service payment or any mandatory prepayment/redemption of the 2011 Senior Bonds will constitute an event of default. Once all of the 2011 Senior Bonds have been paid, failure to make any scheduled debt service payment or any mandatory prepayment/redemption of the 2011 Senior Subordinate Bonds will constitute an event of default under the Trust Indenture. Once all of the 2011 Senior Bonds and all of the 2011 Senior Subordinate Bonds have been paid, failure to make any scheduled debt service payment or any mandatory prepayment/redemption of the 2011 Junior Subordinate Bonds will constitute an event of default under the Trust Indenture. The Trust Indenture clarifies that the occurrence of an event of default pertaining to any tier of 2011 Bonds as described in this bullet will not automatically cause an event of default with respect to any other tier of 2011 Bonds.

- The Association's failure to perform any covenant other than those relating to payment of the 2011 Bonds will constitute an event of default, if such failure continues 30 days after written notice of the failure has been provided to the Association by the Trustee or to the Association and the Trustee by not less than 25% of the 2011 Senior and/or 2011 Senior Subordinate Bondholders. However, if the Association has taken action to cure such failure within 30 days of receipt of the written notice, the duration of the cure period will be extended to 180 days following the date of the written notice, and no event of default will be deemed to occur, so long as the Association continues to diligently attempt to cure the failure within the 180-day cure period.

- An event of default shall be deemed to occur if the Association (i) voluntarily files a bankruptcy petition or any petition seeking reorganization, readjustment or relief of its debts under federal or State bankruptcy or insolvency act or law; (ii) takes any action consenting to, approving, or acquiescing in any such petition or proceeding; (iii) applies for, or consents to or acquiesces in the appointment of, a receiver or trustee of the Association or for all or a substantial part of its property; (iv) makes an assignment for the benefit of its creditors; or (v) is unable to, or admits in writing its inability to, pay its debts as they come due (except for any inability to make payments due on its 2011 Senior Subordinate or 2011 Junior Subordinate Bonds that would not constitute an event of default under the first bullet above of this paragraph).

- Involuntary bankruptcy proceedings; involuntary petitions seeking reorganization, readjustment or relief of the Association's debts under federal or State bankruptcy or insolvency act or law; or petitions seeking the involuntary appointment of a receiver or trustee of the Association or for all or a substantial part of the Association's property will constitute an event of default if such proceedings or petitions continue undismissed or undischarged for 90 days, or if such proceedings or petitions result in a ruling of bankruptcy or insolvency.

The Trust Indenture does not provide any right to accelerate the maturity of the 2011 Bonds. If an event of default occurs, the 2011 Trustee shall have the right to retain, or cause the Association to retain, (i) an independent consultant to recommend the optimum toll rates for the Southern Connector, and (ii) a management consultant or other third party to examine and make recommendations regarding the Association's operations and operating costs. Unless certain 2011 Bondholders object to the recommendations made by such consultant or other third party, the Association will be required to implement those recommendations to the extent it is able to do so.

The Association monitors the above covenants for compliance throughout the year. The Association believes it was in compliance with and has met its 2011 Bond covenants as of and during the years ended December 31, 2017 and 2016.

More detailed information pertaining to the Association's 2011 Bonds, including complete copies of the First Amended and Restated Master Indenture of Trust; the First Supplemental Indenture of Trust; and related filings, notices and Court Orders pertaining to the Bond Exchange, may be found on the Association's website, www.SouthernConnector.com under the Bankruptcy Filings link under the Postings arrow.

NOTE 19D. INTEREST IN LICENSE AGREEMENT WITH THE DEPARTMENT:

The Association's interest in its License Agreement with the Department constitutes a service concession arrangement (an "SCA") that is accounted for as an intangible asset relating to the Southern Connector that began generating revenues upon commencement of toll road operations. An SCA is an arrangement between a transferor government and an operator (governmental or nongovernmental entity) in which the transferor conveys to an operator the right and related obligation to provide services through the use of infrastructure or another public asset in exchange for significant consideration, and the operator collects and is compensated by fees from third parties. In order to account for its interest in the License Agreement, the Association capitalized all costs of acquisition and construction of the Southern Connector, including interest expense incurred during the construction period. Upon commencement of toll road operations, the Association began amortizing its interest in the License Agreement.

The following tables summarize the activity related to the Association's Interest in License Agreement with the Department (intangible asset) during the years ended December 31, 2017 and 2016:

(In Thousands)

Description	Balance December 31, 2016	Additions	Disposals	Balance December 31, 2017
Interest in License Agreement with the Department	$ 192,623	$ -	$ -	$ 192,623
Less: Accumulated Amortization	(69,007)	(3,575)	-	(72,582)
Interest in License Agreement with the Department, Net	$ 123,616	$ (3,575)	$ -	$ 120,041

Interest Costs Incurred

Interest costs expensed during the years ended December 31, 2017 and 2016 totaled $13.5 million and $13.0 million, respectively. Interest expense in 2017 included interest accreted on the Association's 2011 Bonds and the accrued premiums paid as part of the extraordinary mandatory prepayments/redemptions.

South Carolina Department of Transportation
Budgetary Comparison Schedule (Non-GAAP Budgetary Basis)
Governmental Fund (Earmarked, Restricted and Federal Funds)
For the Fiscal Year Ended June 30, 2018
(In Thousands)

	Budgeted Amounts		Actual Amounts (Budgetary Basis)	Variance with Final Budget Positive (Negative)
	Original	Final		
Revenues				
Earmarked	$ -	$ -	$ 1,140	$ 1,140
General fund	-	-	653	653
Restricted	-	-	1,145,608	1,145,608
Total Revenues	-	-	1,147,401	1,147,401
Expenditures				
General Fund				
Permanent improvement SIB	50,000	50,000	50,000	-
Mass Transit	57	57	57	-
Sandy Island Boat Ramp	75	75	-	75
Lex County Maintenance Complex	100	100	-	100
Salt Shed Infrastructure	465	465	465	-
Shop Road Famers Mkt Bypas	122	122	122	-
Flood Road Repair	25,547	25,547	8,954	16,593
General Administration				
Executive director	$ 187	$ 187	$ 187	-
Classified positions	14,474	14,474	14,165	309
Unclassified position	255	255	136	119
Other personal services	255	779	775	4
Other operating**	26,500	30,054	26,255	3,799
Permanent Improvement	-	299	299	-
Debt service	1,317	1,317	1,317	-
Land & Buildings				
Other operating	7,638	388	345	43
Permanent improvement	5,975	3,966	2804	1,162
Engineering - Adm. Proj. Mgmt.				
Classified positions	79,776	79,522	75,338	4,184
Unclassified position	143	158	158	-
Other personal services	3,060	3,299	3,242	57
Other operating	11,099	12,469	10,035	2,434
Permanent improvement	-	64	63	1
Engineering - Construction				
Other operating	53,771	62,927	52,794	10,133
Permanent improvements	1,344,143	1,328,139	1,031,740	296,399
Debt service	75,111	75,111	75,111	-
Principal - loan note	2,004	2,094	2,094	-
Interest - loan note	2,976	2,886	2,886	-
Allocations municipal-restricted	1,000	-	-	-
Allocations county-restricted	250	-	-	-
Allocations other entities	100	-	-	-
General Fund Transfer Bridge Repair	-	-	(8,954)	8,954
Highway Maintenance				
Classified positions	98,620	95,371	93,370	2,001
Other personal services	3,060	5,786	5,730	56
Other operating**	131,338	135,140	133,332	1,808
Permanent improvements	150	174	172	2
Non-Federal Aid				
Other operating Bridges Minor Repair	-	6,000	3,464	2,536
Other operating Rehab & Resurfacing	133,476	137,476	108,038	29,438
Mass Transit				
Unclassified position	140	100	68	32
Classified positions	5,550	5,422	4,991	431
Other personal services	-	168	168	-
Other operating	1,300	1,793	1,325	468
Allocations municipal-restricted	100	1,540	1,045	495
Allocations Counties-Restricted	-	1,050	582	468
Allocations State Agencies	-	50	-	50
Allocations other entities	27,645	22,945	21,835	1,110
Allocations School Districts	-	10	-	10
Toll Operations				
Classified positions	110	109	58	51
Other personal services	-	1	1	-
Other operating	4,500	4,500	3,629	871
Debt service	3,087	3,087	3,087	-
Employer Contributions	92,780	92,780	86,428	6,352
Port Access Road				
Other Operating	-	-	7,452	(7,452)
Permanent Improvements	102,081	102,081	65,771	36,310
Total Expenditures	$ 2,310,337	$ 2,310,337	$ 1,890,934	$ 419,403

** Includes Federal Funds

SOUTH CAROLINA DEPARTMENT OF TRANSPORTATION
NOTES TO REQUIRED SUPPLEMENTARY INFORMATION
BUDGETARY COMPARISON SCHEDULE
JUNE 30, 2018

NOTE 1. BUDGETARY FUNDS

South Carolina's Annual Appropriation Act, the State's legally adopted budget, does not present budgets by GAAP fund. Instead, it presents program-level budgets for the following two funds:

General Funds. These funds are general operating funds. The resources in the funds are primarily taxes. The State expends General Funds to provide traditional State government services.

Total Funds. The Total Funds column in the Appropriations Act includes all budgeted resources. Amounts in this column include General Funds as well as most, but not all, federal and department-generated resources. Total funds include portions of certain proprietary and capital project fund activities as well as most special revenue activities but exclude the pension trust funds and some other fiduciary fund activities.

The Department's legally adopted budget is part of the Total Funds budget for the State. It is presented on a combined basis for the Transportation and Infrastructure Maintenance Trust Special Revenue Funds at the program level including the restricted, earmarked, and general funds appropriated to the Department.

NOTE 2. ORIGINAL AND FINAL BUDGETED AMOUNTS; BASIS OF PRESENTATION

The original appropriations presented in the accompanying schedule for the State Highway Fund include amounts in the Appropriations Act as well as any appropriation reductions specifically authorized by law to prevent duplicate appropriations. The terminology, classification, and format of the appropriations section of the accompanying schedule for department's governmental fund are substantively the same as for the legally enacted budget.

The State's General Assembly does not approve estimated revenue or fund balance amounts for Other Budgeted Funds which include the State Highway Fund. However, Section 115 (Recapitulations) of the Appropriation Act includes net source of funds amounts (i.e. estimated cash brought forward from the previous fiscal year plus estimated revenue for the current fiscal year minus estimated cash to be carried forward to the following fiscal year) for three categories of Other Budgeted Funds: Federal, Earmarked, and Restricted. A budget versus actual comparison for the State Highway Fund is presented as required supplementary information.

As operating conditions change, the Department may move appropriations between programs and classifications within programs. However, limits are placed on increasing/decreasing authorizations for personal services without SFAA approval. Also, a revision of budgeted amounts over and above the total revenues appropriated requires approval of the SFAA.

NOTE 3: LEGAL LEVEL OF BUDGETARY CONTROL

The Department maintains budgetary control at the level of summary objective category of expenditure within each program of each department or agency which is the level of detail presented in the accompanying schedule.

NOTE 4: BASIS OF BUDGETING

Current legislation states that the General Assembly intends to appropriate all monies to operate State government for the current fiscal year. Unexpended appropriations lapse on July 31 unless the department or agency is given specific authorization to carry them forward to the next fiscal year. Cash-basis accounting for payroll expenditures is used.

State law does not precisely define the State's basis of budgeting. In practice, however, it is the cash basis with the following exceptions:

- Departments and agencies shall charge certain vendor and inter-fund payments against the preceding fiscal year's appropriations through July 14.
- The gasoline and motor fuel taxes are recorded on the modified accrual basis in accordance with State law.
- All other revenues are recorded only when the State receives the related cash.
- The accrual basis is used for other non-payroll expenditures.

NOTE 5: RECONCILIATION OF BUDGET TO GAAP REPORTING DIFFERENCES

Adjustments of the GAAP basis of accounting to the budgetary basis of accounting consist of primarily of reclassifications from financial statement classifications to budgetary fund categories, the accrual and reversal of accounts payable and payroll and related fringe benefits, which exceed the cut off for the Department to charge the previous fiscal year's appropriations.

Reconciliation of Budget Basis to GAAP Basis Expenditures
For the Year Ended June 30, 2018
(in Thousands)

	General Fund	Other Budgeted Funds	Total
Total expenditures, budgetary basis	$ 59,598	$ 1,831,336	$ 1,890,934
Basis of accounting differences:			
Change in accrued salaries	-	1,634	$ 1,634
Change in accounts payable	-	11,061	$ 11,061
Transfer to other entities not expenditures under budgetary basis	-	107,851	$ 107,851
Other basis difference	-	(8,852)	$ (8,849)
Total expenditures, GAAP basis	$ 59,598	$ 1,943,030	$ 2,002,631

South Carolina Department of Transportation Required Supplementary Information -
Schedule of the South Carolina Department of Transportation's Proportionate Share of the Net Pension Liability – South Carolina Retirement System
As of June 30, 2018
Last Five Fiscal Years
(In Thousands)

	2018	2017	2016	2015	2014
Department's proportion of the net pension liability	1.99%	1.96%	1.89%	1.91%	1.91%
Department's proportionate share of the net pension liability	$ 448,473	$418,310	$ 359,827	$ 328,817	$ 342,563
Department's covered payroll	$ 198,382	$187,553	$ 171,918	$ 173,387	$ 171,613
Department's proportionate share of the net pension liability as a percentage of covered payroll	226.07%	223.04%	209.30%	189.64%	199.61%
Plan fiduciary net position as a percentage of total pension liability	53.30%	52.90%	57.00%	59.92%	56.39%

Note: The amounts presented above were determined as of June 30th of the preceding year.

South Carolina Department of Transportation Required Supplementary Information -
Schedule of the South Carolina Department of Transportation's Proportionate Share of the Net Pension Liability – Police Officers Retirement System
As of June 30, 2018
Last Five Fiscal Years
(In Thousands)

	2018	2017	2016	2015	2014
Department's proportion of the net pension liability	0.021%	0.030%	0.029%	0.022%	0.022%
Department's proportionate share of the net pension liability	$ 587	$ 761	$ 632	$ 426	$ 461
Department's covered payroll	$ 429	$ 400	$ 265	$ 268	$ 211
Department's proportionate share of the net pension liability as a percentage of covered payroll	136.83%	190.25%	238.49%	158.96%	218.48%
Plan fiduciary net position as a percentage of total pension liability	60.90%	60.40%	64.57%	67.55%	62.98%

Note: The amounts presented above were determined as of June 30th of the preceding year.

South Carolina Department of Transportation Required Supplementary Information -
Schedule of the South Carolina Department of Transportation's Contributions –
South Carolina Retirement System
As of June 30, 2018
Last Ten Fiscal Years
(In Thousands)

	2018	2017	2016	2015	2014
Contractually required contribution	$ 26,098	$ 22,933	$ 20,743	$ 18,739	$ 18,379
Contributions in relation to the contractually required contribution	26,098	22,933	20,743	18,739	18,379
Contribution deficiency (excess)	$ -	$ -	$ -	$ -	$ -
Department covered payroll	$ 192,463	$ 198,382	$ 187,553	$ 171,918	$ 173,387
Contributions as a percentage of the covered payroll	13.56%	11.56%	11.06%	10.90%	10.60%

	2013	2012	2011	2010	2009
Contractually required contribution	$ 18,191	$ 16,403	$ 15,897	$ 17,300	$ 17,000
Contributions in relation to the contractually required contribution	18,191	16,403	15,897	17,300	17,000
Contribution deficiency (excess)	$ -	$ -	$ -	$ -	$ -
Department covered payroll	$ 171,613	$ 172,027	$ 169,300	$ 184,239	$ 181,044
Contributions as a percentage of the covered payroll	10.60%	9.54%	9.39%	9.39%	9.39%

South Carolina Department of Transportation Required Supplementary Information -
Schedule of the South Carolina Department of Transportation's Contributions –
Police Officers Retirement System
As of June 30, 2018
Last Ten Fiscal Years
(In Thousands)

	2018	2017	2016	2015	2014
Contractually required contribution	$ 59	$ 59	$ 55	$ 34	$ 34
Contributions in relation to the contractually required contribution	59	59	55	34	34
Contribution deficiency (excess)	$ -	$ -	$ -	$ -	$ -
Department covered payroll	$ 412	$ 429	$ 400	$ 265	$ 265
Contributions as a percentage of the covered payroll	14.32%	13.75%	13.75%	12.83%	12.83%

	2013	2012	2011	2010	2009
Contractually required contribution	$ 26	$ 23	$ 25	$ 27	$ 29
Contributions in relation to the contractually required contribution	26	23	25	27	29
Contribution deficiency (excess)	$ -	$ -	$ -	$ -	$ -
Department covered payroll	$ 211	$ 196	$ 217	$ 244	$ 262
Contributions as a percentage of the covered payroll	12.32%	11.73%	11.52%	11.07%	11.07%

South Carolina Department of Transportation Required Supplementary Information - Schedule of the South Carolina Department of Transportation's Proportionate Share of the Net OPEB Liability – South Carolina Health Insurance Trust Fund
As of June 30, 2018
Last One Fiscal Year
(In Thousands)

	2018
Department's proportion of the net OPEB liability	2.40%
Department's proportionate share of the net OPEB liability	$ 325,592
Department's covered payroll	185,610
Department's proportionate share of the net OPEB liability as a percentage of covered payroll	175.42%
Plan fiduciary net position as a percentage of total OPEB liability	7.60%

Note: The amounts presented above were determined as of June 30th of the preceding year.

South Carolina Department of Transportation Required Supplementary Information - Schedule of the South Carolina Department of Transportation's Contributions – South Carolina Health Insurance Trust Fund
As of June 30, 2018
Last Two Fiscal Years
(In Thousands)

	2018	2017
Contractually required contribution	$ 10,561	$ 9,893
Contributions in relation to the contractually required contribution	10,561	9,893
Contribution deficiency (excess)	$ -	$ -
Department covered payroll	$ 192,018	$ 185,610
Contributions as a percentage of the covered payroll	5.50%	5.33%

Note: Only two years of data were available, thus, only two years are presented.

SUPPLEMENTARY INFORMATION:

SOUTH CAROLINA DEPARTMENT OF TRANSPORTATION
COMBINING STATEMENT OF CHANGES IN ASSETS AND LIABILITIES
ALL AGENCY FUNDS
FOR THE YEAR ENDED JUNE 30, 2018
(In Thousands)

	Assets			
	Cash and Cash Equivalents	Accrued Current Receivable	Due from State Highway Fund	Total Assets
RIGHT OF WAYS FUND				
Balance at June 30, 2017	$ -	$ -	$ -	$ -
Additions	-	-	-	-
Deductions	-	-	-	-
Balance at June 30, 2018	-	-	-	-
SPECIAL DEPOSITS				
Balance at June 30, 2017	4,323		-	$ 4,323
Additions	4,882		-	4,882
Deductions	(5,441)		-	(5,441)
Balance at June 30, 2018	3,764	-	-	3,764
LOCAL TAX FUND				
Balance at June 30, 2017	46,231	161	-	$ 46,392
Additions	1,613	261	-	1,874
Deductions	(10,728)	(161)	-	(10,889)
Balance at June 30, 2018	37,116	261	-	37,377
COUNTY TRANSPORTATION FUND				
Balance at June 30, 2017	276,287	1,050	13,313	290,650
Additions	122,052	1,458	82,587	206,097
Deductions	(191,941)	(1,050)	(84,586)	(277,577)
Balance at June 30, 2018	206,398	1,458	11,314	219,170
TOTALS - ALL AGENCY FUNDS				
Balance at June 30, 2017	326,841	1,211	13,313	341,365
Additions	128,547	1,719	82,587	212,853
Deletions	(208,110)	(1,211)	(84,586)	(293,907)
Balance at June 30, 2018	$ 247,278	$ 1,719	$ 11,314	$ 260,311

SOUTH CAROLINA DEPARTMENT OF TRANSPORTATION
COMBINING STATEMENT OF CHANGES IN ASSETS AND LIABILITIES
ALL AGENCY FUNDS
FOR THE YEAR ENDED JUNE 30, 2018
(In Thousands)

	Liabilities				
	Accounts Payable/ Other Liabilities	Deposits for Right of Ways	Special Deposits and Bonds	Funds Held for Counties	Total Liabilities
RIGHT OF WAYS FUND					
Balance at June 30, 2017	$ -	$ -	$ -	$ -	$ -
Additions	-	-	-	-	-
Deductions	-	-	-	-	-
Balance at June 30, 2018	-	-	-	-	-
SPECIAL DEPOSITS					
Balance at June 30, 2017	1,986	-	2,337	-	4,323
Additions	2,270	-	2,689	-	4,959
Deductions	(2,295)	-	(3,223)	-	(5,518)
Balance at June 30, 2018	1,961	-	1,803	-	3,764
LOCAL TAX FUND					
Balance at June 30, 2017	-	-	-	46,392	46,392
Additions	-	-	-	2,566	2,566
Deductions	-	-	-	(11,581)	(11,581)
Balance at June 30, 2018	-	-	-	37,377	37,377
COUNTY TRANSPORTATION FUND					
Balance at June 30, 2017	9,535	-	-	281,115	290,650
Additions	33,695	-	-	136,724	170,419
Deductions	(7,889)	-	-	(234,010)	(241,899)
Balance at June 30, 2018	35,341	-	-	183,829	219,170
TOTALS - ALL AGENCY FUNDS					
Balance at June 30, 2017	11,521	-	2,337	327,507	341,365
Additions	35,965	-	2,689	139,290	177,944
Deletions	(10,184)	-	(3,223)	(245,591)	(258,998)
Balance at June 30, 2018	$ 37,302	$ -	$ 1,803	$ 221,206	$260,311

Intentionally Left Blank

SOUTH CAROLINA
DEPARTMENT OF TRANSPORTATION

SUPPLEMENTAL FEDERAL FINANCIAL ASSISTANCE REPORTS

YEAR ENDED JUNE 30, 2018

SCOTT COMPANY

SOUTH CAROLINA OFFICE OF THE STATE AUDITOR
1401 Main Street, Suite 1200 • Columbia, SC 29201

December 27, 2018

Members of the South Carolina Transportation Commission
South Carolina Department of Transportation
Columbia, South Carolina

The supplemental federal financial assistance reports of the South Carolina Department of Transportation and the accompanying schedule of expenditures of federal awards as required by Title 2 U.S. *Code of Federal Regulations Part 200, Uniform Administrative Requirements, Cost Principles, and Audit Requirements for Federal Awards* (Uniform Guidance), for the fiscal year ended June 30, 2018, was issued by Scott and Company, LLC, Certified Public Accountants, under contract with the South Carolina Office of the State Auditor.

If you have any questions regarding this report, please let us know.

Respectfully submitted,

George L. Kennedy, III

George L. Kennedy, III, CPA
State Auditor

GLKIII/cmw

TABLE OF CONTENTS

Supplemental Federal Financial Assistance Reports

Independent Auditor's Report on Internal Control over Financial Reporting and on Compliance and Other Matters Based on an Audit of Financial Statements Performed in Accordance with *Government Auditing Standards* 1-2

Independent Auditor's Report on Compliance for Each Major Program and on Internal Control over Compliance and Report on Schedule of Expenditures of Federal Awards Required by the Uniform Guidance 3-5

Schedule of Expenditures of Federal Awards 6-7

Notes to Schedule of Expenditures of Federal Awards 8

Schedule of Findings and Questioned Costs 9-10

Summary Schedule of Prior Audit Findings 11

SCOTT + COMPANY
= not your average accounting firm
COLUMBIA • GREENVILLE

Independent Auditor's Report on Internal Control over Financial Reporting and on Compliance and Other Matters Based on an Audit of Financial Statements Performed in Accordance with *Government Auditing Standards*

Mr. George L. Kennedy, III, CPA
State Auditor
State of South Carolina
Columbia, South Carolina

We have audited, in accordance with the auditing standards generally accepted in the United States of America and the standards applicable to financial audits contained in *Government Auditing Standards* issued by the Comptroller General of the United States, the financial statements of the governmental activities, the major funds, and the aggregate remaining fund information of the South Carolina Department of Transportation (the "Department"), as of and for the year ended June 30, 2018, and the related notes to the financial statements, which collectively comprise the Department's basic financial statements and have issued our report thereon dated September 26, 2018. Our report includes a reference to other auditors who audited the financial statements of the Connector 2000 Association, Inc., a discretely presented component unit of the Department, as described in our report on the Department's financial statements. The financial statements of Connector 2000 Association, Inc. were not audited in accordance with *Government Auditing Standards*. This report does not include the results of the other auditor's testing of internal control over financial reporting or compliance and other matters that are reported on separately by those auditors.

Internal Control over Financial Reporting

In planning and performing our audit of the financial statements, we considered the Department's internal control over financial reporting (internal control) to determine the audit procedures that are appropriate in the circumstances for the purpose of expressing our opinions on the financial statements, but not for the purpose of expressing an opinion on the effectiveness of the Department's internal control. Accordingly, we do not express an opinion on the effectiveness of the Department's internal control.

A *deficiency in internal control* exists when the design or operation of a control does not allow management or employees, in the normal course of performing their assigned functions, to prevent, or detect and correct, misstatements on a timely basis. A *material weakness* is a deficiency, or a combination of deficiencies, in internal control such that there is a reasonable possibility that a material misstatement of the entity's financial statements will not be prevented or detected and corrected on a timely basis. A *significant deficiency* is a deficiency or a combination of deficiencies, in internal control that is less severe than a material weakness, yet important enough to merit attention by those charged with governance.

Scott and Company LLC
CERTIFIED PUBLIC ACCOUNTANTS
scottandco.com

1441 Main Street, Suite 800
Post Office Box 8388
Columbia, South Carolina 29202
TEL (803) 256-6021 | FAX (803) 256-8346

220 N. Main Street
Suite 500
Greenville, South Carolina 29601
TEL (864) 660-2045

Our consideration of internal control was for the limited purpose described in the first paragraph of this section and was not designed to identify all deficiencies in internal control over financial reporting that might be material weaknesses or significant deficiencies. Given these limitations, during our audit we did not identify any deficiencies in internal control that we consider to be material weaknesses. However, material weaknesses may exist that have not been identified.

Compliance and Other Matters

As part of obtaining reasonable assurance about whether the Department's financial statements are free from material misstatement, we performed tests of its compliance with certain provisions of laws, regulations, contracts, and grant agreements, noncompliance with which could have a direct and material effect on the determination of financial statement amounts. However, providing an opinion on compliance with those provisions was not an objective of our audit, and accordingly, we do not express such an opinion. The results of our tests disclosed no instances or other matters that are required to be reported under *Government Auditing Standards*.

Purpose of this Report

The purpose of this report is solely to describe the scope of our testing of internal control and compliance and the results of that testing and not to provide an opinion on the effectiveness of the entity's internal control or on compliance. This report is an integral part of an audit performed in accordance with *Government Auditing Standards* in considering the entity's internal control and compliance. Accordingly, this communication is not suitable for any other purpose.

Scott and Company LLC

Columbia, South Carolina
September 26, 2018

SCOTT + COMPANY
= not your average accounting firm
COLUMBIA • GREENVILLE

Independent Auditor's Report on Compliance for Each Major Program and on Internal Control over Compliance and Report on the Schedule of Expenditures of Federal Awards Required by the Uniform Guidance

Mr. George L. Kennedy, III, CPA
State Auditor
State of South Carolina
Columbia, South Carolina

Report on Compliance for Each Major Federal Program

We have audited the South Carolina Department of Transportation's (the "Department") compliance with the types of compliance requirements described in the *OMB Compliance Supplement* that could have a direct and material effect on each of the Department's major federal programs for the year ended June 30, 2018. The Department's major federal programs are identified in the summary of auditor's results section of the accompanying schedule of findings and questioned costs.

Management's Responsibility

Management is responsible for compliance with the requirements of federal statutes, regulations, contracts, and grants applicable to its federal programs.

Auditor's Responsibility

Our responsibility is to express an opinion on compliance for each of the Department's major federal programs based on our audit of the types of compliance requirements referred to above. We conducted our audit of compliance in accordance with auditing standards generally accepted in the United States of America; the standards applicable to financial audits contained in *Government Auditing Standards*, issued by the Comptroller General of the United States; and the audit requirements of Title 2 U.S. *Code of Federal Regulations* Part 200, *Uniform Administrative Requirements, Cost Principles, and Audit Requirements for Federal Awards* (Uniform Guidance). Those standards and the Uniform Guidance require that we plan and perform the audit to obtain reasonable assurance about whether noncompliance with the types of compliance requirements referred to above that could have a direct and material effect on a major federal program occurred. An audit includes examining, on a test basis, evidence about the Department's compliance with those requirements and performing such other procedures as we considered necessary in the circumstances.

We believe that our audit provides a reasonable basis for our opinion on compliance for each major federal program. However, our audit does not provide a legal determination of the Department's compliance.

Scott and Company LLC
CERTIFIED PUBLIC ACCOUNTANTS
scottandco.com

1441 Main Street, Suite 800
Post Office Box 8388
Columbia, South Carolina 29202
TEL (803) 256-6021 | FAX (803) 256-8346

220 N. Main Street
Suite 500
Greenville, South Carolina 29601
TEL (864) 660-2045

Opinion on Each Major Federal Program

In our opinion, the Department complied, in all material respects, with the types of compliance requirements referred to above that could have a direct and material effect on each of its major federal programs for the year ended June 30, 2018.

Report on Internal Control over Compliance

Management of the Department is responsible for establishing and maintaining effective internal control over compliance with the types of compliance requirements referred to above. In planning and performing our audit of compliance, we considered the Department's internal control over compliance with the types of requirements that could have a direct and material effect on each major federal program to determine the auditing procedures that are appropriate in the circumstances for the purpose of expressing an opinion on compliance for each major federal program and to test and report on internal control over compliance in accordance with the Uniform Guidance, but not for the purpose of expressing an opinion on the effectiveness of internal control over compliance. Accordingly, we do not express an opinion on the effectiveness of the Department's internal control over compliance.

A *deficiency in internal control over compliance* exists when the design or operation of a control over compliance does not allow management or employees, in the normal course of performing their assigned functions, to prevent, or detect and correct, noncompliance with a type of compliance requirement of a federal program on a timely basis. A *material weakness in internal control over compliance* is a deficiency, or combination of deficiencies, in internal control over compliance, such that there is reasonable possibility that material noncompliance with a type of compliance requirement of a federal program will not be prevented, or detected and corrected on a timely basis. *A significant deficiency in internal control over compliance* is a deficiency, or a combination of deficiencies, in internal control over compliance with a type of compliance requirement of a federal program that is less severe than a material weakness in internal control over compliance, yet important enough to merit attention by those charged with governance.

Our consideration of internal control over compliance was for the limited purpose described in the first paragraph of this section and was not designed to identify all deficiencies in internal control over compliance that might be material weaknesses or significant deficiencies. We did not identify any deficiencies in internal control over compliance that we consider to be material weaknesses. However, material weaknesses may exist that have not been identified.

The purpose of this report on internal control over compliance is solely to describe the scope of our testing of internal control over compliance and the results of that testing based on the requirements of the Uniform Guidance. Accordingly, this report is not suitable for any other purpose.

Report on the Schedule of Expenditures of Federal Awards Required by the Uniform Guidance

We have audited the financial statements of the governmental activities, the major funds, and the aggregate remaining fund information of the Department, as of and for the year ended June 30, 2018, and the related notes to the financial statements, which collectively comprise the Department's basic financial statements. We issued our report thereon dated September 26,

2018, which contained unmodified opinions on those financial statements. Our audit was conducted for the purpose of forming opinions on the financial statements that collectively comprise the basic financial statements. The accompanying schedule of expenditures of federal awards is presented for the purpose of additional analysis as required by the Uniform Guidance and is not a required part of the financial statements. Such information is the responsibility of management and was derived from and relates directly to the underlying accounting and other records used to prepare the basic financial statements. The information has been subjected to the auditing procedures applied in the audit of the financial statements and certain additional procedures, including comparing and reconciling such information directly to the underlying accounting and other records used to prepare the basic financial statements or the basic financial statements themselves, and other additional procedures in accordance with auditing standards generally accepted in the United States of America. In our opinion, the schedule of expenditures of federal awards is fairly stated in all material respects in relation to the basic financial statements as a whole.

Scott and Company LLC

Columbia, South Carolina
December 27, 2018

SOUTH CAROLINA DEPARTMENT OF TRANSPORTATION
SCHEDULE OF EXPENDITURES OF FEDERAL AWARDS
FOR THE YEAR ENDING JUNE 30, 2018

Federal Grantor / Pass Through Agency / Program or Cluster Title	Pass-through Entity Identifying Number	Federal CFDA Number	Total Federal Expenditures	Expenditures To Subrecipients
Direct Programs:				
U.S. Department of Transportation				
Highway Planning and Construction Cluster				
Highway Planning and Construction		20.205	928,937,531	19,700,346
Total Highway Planning and Construction Cluster			928,937,531	19,700,346
Highway Research and Development		20.200	39,993	—
Highway Fuel Tax Evasion-Intergovernmental Enforcement Effort		20.240	1,209	—
Federal Transit - Metropolitan Transit Planning and State and Non-Metropolitan Planning and Research Grants		20.505	105,003	105,003
Formula Grants for Rural Areas		20.509	12,586,951	11,720,522
National Infrastructure Investment		20.933	11,099,246	10,669,950
Federal Transit Cluster				
Bus and Bus Facilities Formula Program		20.526	1,134,059	1,134,059
Total Federal Transit Cluster			1,134,059	1,134,059
Transit Services Program Cluster				
Enhanced Mobility for Seniors and Individuals with Disabilities		20.513	2,708,628	2,527,250
Job Access and Reverse Commute Program		20.516	33,464	33,464
Total Transit Services Program Cluster			2,742,092	2,560,714
Total Direct Programs			956,646,084	45,890,594

The accompanying notes are an integral part of this schedule.

SOUTH CAROLINA DEPARTMENT OF TRANSPORTATION
SCHEDULE OF EXPENDITURES OF FEDERAL AWARDS
FOR THE YEAR ENDING JUNE 30, 2018 (CONTINUED)

Federal Grantor / Program Title	Pass-through Entity Identifying Number	Federal CFDA Number	Total Federal Expenditures	Expenditures To Subrecipients
Passed Through S.C. Emergency Management Division:				
Disaster Grants – Public Assistance (Presidentially Declared Disasters)	FEMA-4166-PA-SC	97.036	268,278	—
Disaster Grants – Public Assistance (Presidentially Declared Disasters)	FEMA-4241-PA-SC	97.036	1,472,786	—
Disaster Grants – Public Assistance (Presidentially Declared Disasters)	FEMA-4286-PA-SC	97.036	26,430,181	—
Disaster Grants – Public Assistance (Presidentially Declared Disasters)	FEMA-4346-PA-SC	97.036	1,682,921	—
Total Passed Through From S.C. Emergency Management Division			29,854,166	—
Total Expenditures of Federal Awards			$ 986,500,250	$ 45,890,594

The accompanying notes are an integral part of this schedule.

SOUTH CAROLINA DEPARTMENT OF TRANSPORTATION

NOTES TO SCHEDULE OF EXPENDITURES OF FEDERAL AWARDS

YEAR ENDED JUNE 30, 2018

Note A - Basis of Presentation

The accompanying schedule of expenditures of federal awards (the "Schedule") includes the federal award activity of the South Carolina Department of Transportation (the "Department") under programs of the federal government for the year ended June 30, 2018. The information in the Schedule is presented in accordance with the requirements of Title 2 U.S. *Code of Federal Regulations* Part 200, *Uniform Administrative Requirements, Cost Principles, and Audit Requirements for Federal Awards* ("Uniform Guidance"). Because the Schedule presents only a selected portion of the operations of the Department, it is not intended and does not present the net position or changes in net position of the Department.

Note B - Summary of Significant Accounting Policies

1 – Expenditures reported on the Schedule are reported on the accrual basis of accounting. Such expenditures are recognized following the cost principles contained in the Uniform Guidance, wherein certain types of expenditures are not allowed or are limited as to reimbursement.

2 – The Department has elected not to use the 10 percent de minimus indirect cost rate as allowed under the Uniform Guidance.

SOUTH CAROLINA DEPARTMENT OF TRANSPORTATION
SCHEDULE OF FINDINGS AND QUESTIONED COSTS
YEAR ENDED JUNE 30, 2018

Section I—Summary of Auditor's Results

Financial Statements:

We have issued an unmodified opinion dated September 26, 2018 on the basic financial statements of South Carolina Department of Transportation.

Internal control over financial reporting:

- Material weaknesses identified? No
- Significant deficiency identified? None Reported
- Noncompliance material to financial statements noted? None Reported

Federal Awards:

Internal control over major federal programs:

- Material weaknesses identified? No
- Significant deficiency identified? None Reported

We have issued an unmodified opinion dated December 27, 2018 on South Carolina Department of Transportation's compliance for its major program.

- Any audit finding disclosed that is required to be reported in accordance with 2 CFR 200.516(a)? No

Identification of Major Programs:

CFDA Number	Name of Federal Program
20.205	Highway Planning and Construction Cluster

Dollar threshold used to be distinguished between Type A and Type B Programs: $3,000,000

Auditee qualified as low-risk auditee? No

Section II – Financial Statement Finding

None Reported.

Section III- Federal Award Finding Findings and Questioned Costs

None Reported.

Summary Schedule of Prior Audit Findings:

Finding 2017-001 – Year End Closing Adjustments for the Annual Financial Statements

Condition: The Department's accounts payable and accounts receivable were not presented accurately for the year ended June 30, 2017 due to an error in recording the accounts payable accrual. This error had a corresponding effect on accounts receivable for federally reimbursable projects.

Current Status: The Department implemented the new procedures that included using separate disbursement reports which included all types of payments subsequent to fiscal year end to assist management's review of completeness of accounts payable. Management also performed a reconciliation of the total disbursements provided in the accounts payable accrual reconciliation to SCEIS to ensure completeness. Lastly, once all accounts payable were recognized, those amounts related to federal disbursements were recorded as federal revenue and accounts receivable. There were no similar findings noted in the 2018 audit.

PRESENTATION OF THE 2019 – 2021 IT AUDIT PLAN

5

SCDOT
South Carolina
Department of Transportation
Commission

SA
SOUTH CAROLINA OFFICE OF THE STATE AUDITOR

INTERNAL AUDIT SERVICES

IT AUDIT PLAN 2019 – 2021 Page 1 of 2

6

Proposed Year	Priority	Audit Topic	Description	Engagement Type	Associated Operational Activity(ies)	Operational Activity Riskiness Rank (Out of 33)	Operational Activity Riskiness Score (5 = High)	Associated Stategic Goal	Associated Entity-Wide Risk from Management's 2016 Risk Assessment
2019	1	IT Governance and Management	Review/assess the IT's maturity level in terms of IT governance.	Consulting	NA	0	NA	All Goals	Existing IT Systems Unable to Meet Our Needs
2019	2	Gap analysis/status for implementing DIS 200	Evaluate/assess agency's implementation progress for DIS-200 information security controls	Consulting (Gap Analysis/Status)	Enforce/audit security related controls	1	4.2	All Goals	Existing IT Systems Unable to Meet Our Needs
2019	3	Business Continuity & Disaster Recovery Planning	Evaluate/assess the effectiveness of the contingency planning program	Assurance - RCA	Enforce/audit security related controls	1	4.2	All Goals	Required to React to a Natural or Man-made Disaster
2020	1	Data Classification	Evaluate/assess the methodology and strategy for determining, marking, and securing data classified as internal use, confidential, or restricted information is in accordance with State's DIS 200 standards.	Assurance - RCA	Enforce/audit security related controls	1	4.2	All Goals	Existing IT Systems Unable to Meet Our Needs
2020	2	Software License Management	Evaluate/assess the methodology and strategy for controlling approved software license management.	Assurance - RCA	Enforce/audit security related controls	1	4.2	All Goals	Existing IT Systems Unable to Meet Our Needs

IT AUDIT PLAN 2019 – 2021 Page 2 of 2

Proposed Year	Priority	Audit Topic	Description	Engagement Type	Associated Operational Activity(ies)	Operational Activity Riskiness Rank (Out of 33)	Operational Activity Riskiness Score (5 = High)	Associated Stategic Goal	Associated Entity-Wide Risk from Management's 2016 Risk Assessment
2020	3	Identity and Access Management for priviledged users	Evaluate/assess how priviledged users accounts are: administered - strategy, policies/procedures, and operations, provisioned - access granted, monitored, and removed, and enforced - controls to deter, prevent, and detect inappropriate use of resource.	Assurance - RCA	Enforce/audit security related controls	1	4.2	All Goals	Existing IT Systems Unable to Meet Our Needs
2021	1	Identity and Access Management for multifactor authentication	Evaluate the need for multifactor authentication	Consulting	Enforce/audit security related controls	1	4.2	All Goals	Existing IT Systems Unable to Meet Our Needs
2021	2	Information Security Program	Evaluate/assess the effectiveness and implementation of DIS controls 1.100 thru 1.111 for inaugurating the Information Security Plan. (Currently IT & Security attest to the operation of controls)	Assurance - RCA	Enforce/audit security related controls	1	4.2	All Goals	Existing IT Systems Unable to Meet Our Needs
2021	3	Third Party Management	Evaluate/assess controls in place to manage third party contracts and obligations.	Assurance - RCA	Maintain/Administer & Install/replace/update/upgrade & Monitor network equipment (switches/routers/firewalls/etc)	2	4.0	All Goals	Existing IT Systems Unable to Meet Our Needs

7

Intentionally Left Blank

South Carolina
Department of Transportation

Commission Members:
Dr. Ben H. Davis, Jr., Chairman
Robert D. Robbins, Vice-Chairman
Kristen E. Blanchard, Commissioner
David E. Branham, Sr., Commissioner
John H. Burriss, Sr., Commissioner
Tony K. Cox, Commissioner
J. Barnwell Fishburne, Commissioner
James T. McLawhorn, Jr., Commissioner
Woodrow W. Willard, Commissioner

Commission Meeting Agenda

Thursday, January 17, 2019
Upon Adjournment of Audit Committee Meeting
SCDOT 5th Floor Auditorium

I.	Call to Order	Chairman Ben Davis
II.	Roll Call	Chairman Ben Davis
III.	Approval of January 17, 2019, Agenda *(Action Required)*	Chairman Ben Davis
IV.	Prayer	Commissioner Woody Willard
V.	Pledge of Allegiance	Commissioner Kristen Blanchard
VI.	Approval of December 6, 2018, Commission Meeting Minutes and Actions *(Action Required)*	Chairman Ben Davis
VII.	Public Comment	Chairman Ben Davis
VIII.	Audit Committee Report Out *(No Action Required)*	Committee Chairman Robby Robbins
IX.	Legislative Update *(No Action Required)*	Legislative Liaison Allen Hutto
X.	Recommendations for Review: A. For Approval *(Action Required)* B. For Ratification *(Action Required)* C. Finding *(Action Required)* D. Cuff Item *(Action May Be Required)*	Chief Procurement Officer Darrin Player and Intermodal & Freight Director Doug Frate
XI.	For Information Only *(No Action Required)*	Chief Procurement Officer Darrin Player
XII.	Financial Update *(No Action Required)*	Acting Deputy Secretary for Finance and Administration Kace Smith
XIII.	Election of Officers *(Action Required)*	Chairman Ben Davis
XIV.	Old Business	Chairman Ben Davis
XV.	Secretary of Transportation Comments	Secretary Christy Hall
XVI.	Commissioner Comments	Commissioners
XVII.	Adjourn *(Action Required)*	Chairman Ben Davis

Post Office Box 191
955 Park Street, Room 308
Columbia, SC 29202-0191
803-737-0013 | 803-737-2038 Fax

www.scdot.org
An Equal Opportunity
Affirmative Action Employer
855-GO-SCDOT (855-467-2368)

Intentionally Left Blank

South Carolina
Department of Transportation

Commission Members:
Dr. Ben H. Davis, Jr., Chairman
Robert D. Robbins, Vice-Chairman
Kristen E. Blanchard, Commissioner
David E. Branham, Sr., Commissioner
John H. Burriss, Sr., Commissioner
Tony K. Cox, Commissioner
J. Barnwell Fishburne, Commissioner
James T. McLawhorn, Jr., Commissioner
Woodrow W. Willard, Commissioner

DRAFT

Commission Minutes and Actions

South Carolina Department of Transportation

Commission Meeting

December 6, 2018

The South Carolina Department of Transportation (SCDOT) Commission held its Commission Meeting on December 6, 2018, at 9:00 AM. The meeting took place at the 5th Floor Auditorium, SCDOT Headquarters, 955 Park Street, Columbia, SC 29202. In compliance with the Freedom of Information Act, the news media was advised in advance in writing of the time, date, and place of this meeting.

COMMISSION MINUTES AND ACTIONS
South Carolina Department of Transportation
Commission Meeting December 6, 2018

Section		Table of Contents	Page
Section	1	Call to Order	3
Section	2	Roll Call	3
Section	3	December 6, 2018, Agenda, Approved	4
Section	4	October 18, 2018, Commission Meeting Minutes and Actions, Approved	4
Section	5	October 18, 2018, Audit Committee Meeting Minutes and Actions, Approved	4
Section	6	Public Comment, No Action	4
Section	7	Resolution Recognizing Former Deputy Secretary Brian Keys, Adopted	4
Section	8	Revisions to SC Code of Regulations 63-10, Approved	4-5
Section	9	10-Year District Review, Approved	5
Section	10	Recommendations Review:	
		A. For Approval, Approved	5
		B. For Ratification, No Action	5
		C. Finding, No Action	5
		D. Cuff Items, No Action	5
Section	11	For Information Only, No Action	5
Section	12	Financial Update, No Action	6
Section	13	Old Business, No Action	6
Section	14	Secretary of Transportation Comments, No Action	6

Section	15	Winter Storm Information, No Action	6
Section	16	Commissioner Comments, No Action	6
Section	17	Adjournment, Approved	6

Section 1: Call to Order **No Action**

The meeting was called to order by Chairman Ben Davis on December 6, 2018, at 9:05 AM.

Section 2: Roll Call **Action**

Chairman Davis called the roll of the Commissioners.

Commissioners present at the meeting were:

Gene Branham, Commissioner for the Fifth Congressional District
John Burriss, Commissioner for the Second Congressional District
Tony Cox, Commissioner for the Seventh Congressional District
Ben Davis, Chairman and Commissioner for the Third Congressional District
Barnwell Fishburne, Commissioner for the Sixth Congressional District
J. T. McLawhorn, At-Large Commissioner
Robby Robbins, Vice-Chairman and Commissioner for the First Congressional District
Woody Willard, Commissioner for the Fourth Congressional District

Commissioner absent from the meeting was:

Kristen E. Blanchard, At-Large Commissioner. A motion was made by Commissioner Cox and seconded by Commissioner Branham to excuse her absence. Commissioner Blanchard's absence was excused unanimously.

The Chairman declared that a quorum was present.

Also present at the meeting were:

Christy A. Hall, Secretary of Transportation
Leland Colvin, Deputy Secretary for Engineering
Jim Feda, Deputy Secretary for Intermodal Planning
Wendy Nicholas, Chief of Staff
Kace Smith, Acting Deputy Secretary for Finance and Administration
Randall Young, Chief Engineer for Project Delivery
Andy Leaphart, Chief Engineer for Operations
Darrin Player, Chief Procurement Officer
Brent Rewis, Director of Planning
Barbara Wessinger, Assistant Chief Counsel
Wayne Sams, Director of Internal Audit Services
Doug Frate, Director of Intermodal & Freight Programs
Rob Perry, Director of Traffic Engineering
Greg Davis, Director of Minority and Small Business Affairs
Rob Thompson, Chief Photographer
Tina Kennedy, Events Coordinator
Bruce McLamore, Special Assistant
Emily Lawton, Federal Highway Administrator (FHWA)

Section 3: Agenda **Approved**

Chairman Davis asked for a motion to approve the December 6, 2018, Commission Meeting Agenda. A motion was made by Commissioner Cox and seconded by Vice-Chairman Robbins. The motion passed unanimously. A copy of the agenda is included in the December 6, 2018, Commission Meeting Minutes and Actions.

Section 4: Commission Meeting Minutes and Actions **Approved**

Chairman Davis called for a motion to approve the October 18, 2018, Commission Meeting Minutes and Actions. A motion was made by Commissioner Willard and seconded by Commissioner Burriss. The motion was passed unanimously. A copy of the October 18, 2018, Commission Meeting Minutes and Actions is included in the December 6, 2018, Commission Meeting Minutes and Actions.

Section 5: Audit Committee Meeting Minutes and Actions **Approved**

Chairman Davis called for a motion to approve the October 18, 2018, Audit Committee Meeting Minutes and Actions. A motion was made by Commissioner Fishburne and seconded by Commissioner Branham. The motion was passed unanimously. A copy of the October 18, 2018, Audit Committee Meeting Minutes and Actions is included in the December 6, 2018, Commission Meeting Minutes and Actions.

Section 6: Public Comment **No Action**

There were no public comments.

Section 7: Resolution Recognizing Deputy Secretary Keys **Adopted**

A Resolution was presented recognizing former Deputy Secretary for Finance and Administration Brian Keys for his outstanding service to the South Carolina Department of Transportation. It was noted, among other things, that Mr. Keys was employed by SCDOT since 1986, when he began work at the Agency as a summer intern.

After the Resolution was read, a motion was made for adoption by Commissioner Cox. The motion was seconded by Commissioner Burriss and was passed unanimously. A copy of the Resolution can be found in the December 6, 2018, Commission Minutes and Actions.

Section 8: Revisions to SC Code of Regulations 63-10 **Approved**

Assistant Chief Counsel Barbara Wessinger stated that at the Commission's July 26, 2018, meeting the Commission authorized the staff to proceed with the regulatory process necessary to revise the SCDOT Transportation Project Prioritization regulations. Assistant Chief Counsel Wessinger went on to say that SCDOT has received no comments or requests for a hearing concerning the two revisions and, therefore, requested Commission approval of the revisions to the Code.

A proposed motion was read by Chairman Davis that:

MOTION: "The Commission approves revisions to S. C. Code of Regulations 63-10 as shown on pages 19-23 of the Commission materials." ["materials" meaning the Commission Notebook].

The motion was made by Commissioner McLawhorn, seconded by Vice-Chairman Robbins, and passed unanimously. A copy of both the Regulation revisions and proposed Motion can be found in the December 6, 2018, Commission Minutes and Actions.

Section 9: 10-Year District Review Approved

Chief Engineer for Operations Andy Leaphart went over the 2018 Ten-Year District Review for the Commissioners. In his presentation, he highlighted not only historical District structures but also the 2009 District realignment and concluded with the recommendation that SCDOT retain the existing alignment that established seven Districts in 2009.

Vice-Chairman Robbins made a proposed motion as follows:

MOTION: "Based on the 2018 Ten-Year District Review, the Commission finds no compelling reason to further revise the district structure at this time. Therefore, in order to ensure the proper and efficient operation of the districts over the next decade, the number of highway districts will remain at seven and the territories embraced by each district will remain the same as established in 2009 by the Commission."

The motion was seconded by Commissioner Fishburne and passed unanimously. A copy of both the Ten-Year District Review presentation and the proposed motion can be found in the December 6, 2018, Commission Minutes and Actions.

Section 10: Recommendations Action

Chief Procurement Officer Darrin Player and Director of Planning Brent Rewis reviewed all recommendations:

A. Approval – Director Rewis reviewed items for approval and a motion was made by Commissioner Cox to approve pages 61-98 as presented by staff. There was a second by Commissioner Burriss. The Motion passed unanimously. Copies of the Recommendations for approval are included in the December 6, 2018, Commission Meeting Minutes and Actions.
B. Ratification – There were no ratifications.
C. Finding – There were no findings.
D. Cuff Items – There were no cuff items.

Section 11: For Information Only No Action

Chief Procurement Office Darrin Player reviewed all For Information Only items. These approvals, made previously by Secretary Hall (pgs. 101-176), were supplied to the Commission for information only. No action was needed. Copies of the For Information Only items are included in the December 6, 2018, Commission Meeting Minutes and Actions.

Section 12: Financial Update **No Action**

Acting Deputy Secretary for Finance and Administration Kace Smith reported on: SFY 18-19 revenue all funding sources, SFY 18-19 expenditures by program, YTD October SFY 18-19 expenditures by program, open commitments, construction program excluding emergency work, cash balances & 3-year projection, and 4491 Infrastructure Maintenance Trust Fund. Also included were additional SFY 18-19 revenue component for all funding sources, SFY 18-19 revenue component for detailed information, and Infrastructure Maintenance Trust Fund statement of receipts and disbursements through October 31, 2018. Copies of the presentation and additional hand-outs are included in the December 6, 2018, Commission Meeting Minutes and Actions.

Section 13: Old Business **No Action**

There was no old business to discuss.

Section 14: Secretary of Transportation Comments **No Action**

Secretary of Transportation Christy Hall commented on what a successful year 2018 has been for SCDOT and that the Agency is looking forward to a great 2019.

Section 15: Winter Storm Information **No Action**

After her comments, Secretary Hall called on Deputy Secretary of Engineering Leland Colvin to give the latest winter storm information to the Commission. He talked about DOT pre-season preparations involved in training and taking inventory of supplies/equipment. He then discussed various "storm tools" consisting of the Road Weather Information System (RWIS), Weather Sentry, and monitoring winter road conditions. Deputy Secretary Colvin highlighted five bullet points of the "Operational Plan" including: 1) highway pretreatment; 2) on-going work throughout 24-hours a day; 3) continuously applying highway treatments as warranted; 4) plowing; and 5) treatment of icy conditions. The final piece of the plan included communication efforts to reach all citizens of South Carolina. Lastly, Deputy Colvin talked about the current activities undertaken for the up-coming weekend storm.

Section 16: Commissioner Comments **No Action**

Chairman Davis took time to introduce former DOT Commissioner Moot Truluck who was seated in the auditorium.

Section 17: Adjournment **Approved**

Chairman Davis asked for a motion to adjourn. The motion was made by Vice-Chairman Robbins and seconded by Commissioner Cox. It was approved unanimously. Chairman Davis declared the meeting adjourned at 10:22 AM.

Minutes Approved on January 17, 2098

_____

Dr. Ben H. Davis, Jr., Chairman

South Carolina
Department of Transportation

Commission Members:
Dr. Ben H. Davis, Jr., Chairman
Robert D. Robbins, Vice-Chairman
Kristen E. Blanchard, Commissioner
David E. Branham, Sr., Commissioner
John H. Burriss, Sr., Commissioner
Tony K. Cox, Commissioner
J. Barnwell Fishburne, Commissioner
James T. McLawhorn, Jr., Commissioner
Woodrow W. Willard, Commissioner

Commission Minutes and Actions

South Carolina Department of Transportation

Commission Meeting
December 6, 2018

The South Carolina Department of Transportation (SCDOT) Commission held its Commission Meeting on December 6, 2018, at 9:00 AM. The meeting took place at the 5th Floor Auditorium, SCDOT Headquarters, 955 Park Street, Columbia, SC 29202. In compliance with the Freedom of Information Act, the news media was advised in advance in writing of the time, date, and place of this meeting.

COMMISSION MINUTES AND ACTIONS
South Carolina Department of Transportation
Commission Meeting December 6, 2018

Section		Table of Contents	Page
Section	1	Call to Order	3
Section	2	Roll Call	3
Section	3	December 6, 2018, Agenda, Approved	4
Section	4	October 18, 2018, Commission Meeting Minutes and Actions, Approved	4
Section	5	October 18, 2018, Audit Committee Meeting Minutes and Actions, Approved	4
Section	6	Public Comment, No Action	4
Section	7	Resolution Recognizing Former Deputy Secretary Brian Keys, Adopted	4
Section	8	Revisions to SC Code of Regulations 63-10, Approved	4-5
Section	9	10-Year District Review, Approved	5
Section	10	Recommendations Review:	
		A. For Approval, Approved	5
		B. For Ratification, No Action	5
		C. Finding, No Action	5
		D. Cuff Items, No Action	5
Section	11	For Information Only, No Action	5
Section	12	Financial Update, No Action	6
Section	13	Old Business, No Action	6
Section	14	Secretary of Transportation Comments, No Action	6

Section	15	Winter Storm Information, No Action	6
Section	16	Commissioner Comments, No Action	6
Section	17	Adjournment, Approved	6

Section 1: Call to Order **No Action**

The meeting was called to order by Chairman Ben Davis on December 6, 2018, at 9:05 AM.

Section 2: Roll Call **Action**

Chairman Davis called the roll of the Commissioners.

Commissioners present at the meeting were:

Gene Branham, Commissioner for the Fifth Congressional District
John Burriss, Commissioner for the Second Congressional District
Tony Cox, Commissioner for the Seventh Congressional District
Ben Davis, Chairman and Commissioner for the Third Congressional District
Barnwell Fishburne, Commissioner for the Sixth Congressional District
J. T. McLawhorn, At-Large Commissioner
Robby Robbins, Vice-Chairman and Commissioner for the First Congressional District
Woody Willard, Commissioner for the Fourth Congressional District

Commissioner absent from the meeting was:

Kristen E. Blanchard, At-Large Commissioner. A motion was made by Commissioner Cox and seconded by Commissioner Branham to excuse her absence. Commissioner Blanchard's absence was excused unanimously.

The Chairman declared that a quorum was present.

Also present at the meeting were:

Christy A. Hall, Secretary of Transportation
Leland Colvin, Deputy Secretary for Engineering
Jim Feda, Deputy Secretary for Intermodal Planning
Wendy Nicholas, Chief of Staff
Kace Smith, Acting Deputy Secretary for Finance and Administration
Randall Young, Chief Engineer for Project Delivery
Andy Leaphart, Chief Engineer for Operations
Darrin Player, Chief Procurement Officer
Brent Rewis, Director of Planning
Barbara Wessinger, Assistant Chief Counsel
Wayne Sams, Director of Internal Audit Services
Doug Frate, Director of Intermodal & Freight Programs
Rob Perry, Director of Traffic Engineering
Greg Davis, Director of Minority and Small Business Affairs
Rob Thompson, Chief Photographer
Tina Kennedy, Events Coordinator
Bruce McLamore, Special Assistant
Emily Lawton, Federal Highway Administrator (FHWA)

Section 3: Agenda **Approved**

Chairman Davis asked for a motion to approve the December 6, 2018, Commission Meeting Agenda. A motion was made by Commissioner Cox and seconded by Vice-Chairman Robbins. The motion passed unanimously. A copy of the agenda is included in the December 6, 2018, Commission Meeting Minutes and Actions.

Section 4: Commission Meeting Minutes and Actions **Approved**

Chairman Davis called for a motion to approve the October 18, 2018, Commission Meeting Minutes and Actions. A motion was made by Commissioner Willard and seconded by Commissioner Burriss. The motion was passed unanimously. A copy of the October 18, 2018, Commission Meeting Minutes and Actions is included in the December 6, 2018, Commission Meeting Minutes and Actions.

Section 5: Audit Committee Meeting Minutes and Actions **Approved**

Chairman Davis called for a motion to approve the October 18, 2018, Audit Committee Meeting Minutes and Actions. A motion was made by Commissioner Fishburne and seconded by Commissioner Branham. The motion was passed unanimously. A copy of the October 18, 2018, Audit Committee Meeting Minutes and Actions is included in the December 6, 2018, Commission Meeting Minutes and Actions.

Section 6: Public Comment **No Action**

There were no public comments.

Section 7: Resolution Recognizing Deputy Secretary Keys **Adopted**

A Resolution was presented recognizing former Deputy Secretary for Finance and Administration Brian Keys for his outstanding service to the South Carolina Department of Transportation. It was noted, among other things, that Mr. Keys was employed by SCDOT since 1986, when he began work at the Agency as a summer intern.

After the Resolution was read, a motion was made for adoption by Commissioner Cox. The motion was seconded by Commissioner Burriss and was passed unanimously. A copy of the Resolution can be found in the December 6, 2018, Commission Minutes and Actions.

Section 8: Revisions to SC Code of Regulations 63-10 **Approved**

Assistant Chief Counsel Barbara Wessinger stated that at the Commission's July 26, 2018, meeting the Commission authorized the staff to proceed with the regulatory process necessary to revise the SCDOT Transportation Project Prioritization regulations. Assistant Chief Counsel Wessinger went on to say that SCDOT has received no comments or requests for a hearing concerning the two revisions and, therefore, requested Commission approval of the revisions to the Code.

A proposed motion was read by Chairman Davis that:

MOTION: "The Commission approves revisions to S. C. Code of Regulations 63-10 as shown on pages 19-23 of the Commission materials." ["materials" meaning the Commission Notebook].

The motion was made by Commissioner McLawhorn, seconded by Vice-Chairman Robbins, and passed unanimously. A copy of both the Regulation revisions and proposed Motion can be found in the December 6, 2018, Commission Minutes and Actions.

Section 9: 10-Year District Review **Approved**

Chief Engineer for Operations Andy Leaphart went over the 2018 Ten-Year District Review for the Commissioners. In his presentation, he highlighted not only historical District structures but also the 2009 District realignment and concluded with the recommendation that SCDOT retain the existing alignment that established seven Districts in 2009.

Vice-Chairman Robbins made a proposed motion as follows:

MOTION: "Based on the 2018 Ten-Year District Review, the Commission finds no compelling reason to further revise the district structure at this time. Therefore, in order to ensure the proper and efficient operation of the districts over the next decade, the number of highway districts will remain at seven and the territories embraced by each district will remain the same as established in 2009 by the Commission."

The motion was seconded by Commissioner Fishburne and passed unanimously. A copy of both the Ten-Year District Review presentation and the proposed motion can be found in the December 6, 2018, Commission Minutes and Actions.

Section 10: Recommendations **Action**

Chief Procurement Officer Darrin Player and Director of Planning Brent Rewis reviewed all recommendations:

A. Approval – Director Rewis reviewed items for approval and a motion was made by Commissioner Cox to approve pages 61-98 as presented by staff. There was a second by Commissioner Burriss. The Motion passed unanimously. Copies of the Recommendations for approval are included in the December 6, 2018, Commission Meeting Minutes and Actions.
B. Ratification – There were no ratifications.
C. Finding – There were no findings.
D. Cuff Items – There were no cuff items.

Section 11: For Information Only **No Action**

Chief Procurement Office Darrin Player reviewed all For Information Only items. These approvals, made previously by Secretary Hall (pgs. 101-176), were supplied to the Commission for information only. No action was needed. Copies of the For Information Only items are included in the December 6, 2018, Commission Meeting Minutes and Actions.

Section 12: Financial Update **No Action**

Acting Deputy Secretary for Finance and Administration Kace Smith reported on: SFY 18-19 revenue all funding sources, SFY 18-19 expenditures by program, YTD October SFY 18-19 expenditures by program, open commitments, construction program excluding emergency work, cash balances & 3-year projection, and 4491 Infrastructure Maintenance Trust Fund. Also included were additional SFY 18-19 revenue component for all funding sources, SFY 18-19 revenue component for detailed information, and Infrastructure Maintenance Trust Fund statement of receipts and disbursements through October 31, 2018. Copies of the presentation and additional hand-outs are included in the December 6, 2018, Commission Meeting Minutes and Actions.

Section 13: Old Business **No Action**

There was no old business to discuss.

Section 14: Secretary of Transportation Comments **No Action**

Secretary of Transportation Christy Hall commented on what a successful year 2018 has been for SCDOT and that the Agency is looking forward to a great 2019.

Section 15: Winter Storm Information **No Action**

After her comments, Secretary Hall called on Deputy Secretary of Engineering Leland Colvin to give the latest winter storm information to the Commission. He talked about DOT pre-season preparations involved in training and taking inventory of supplies/equipment. He then discussed various "storm tools" consisting of the Road Weather Information System (RWIS), Weather Sentry, and monitoring winter road conditions. Deputy Secretary Colvin highlighted five bullet points of the "Operational Plan" including: 1) highway pretreatment; 2) on-going work throughout 24-hours a day; 3) continuously applying highway treatments as warranted; 4) plowing; and 5) treatment of icy conditions. The final piece of the plan included communication efforts to reach all citizens of South Carolina. Lastly, Deputy Colvin talked about the current activities undertaken for the up-coming weekend storm.

Section 16: Commissioner Comments **No Action**

Chairman Davis took time to introduce former DOT Commissioner Moot Truluck who was seated in the auditorium.

Section 17: Adjournment **Approved**

Chairman Davis asked for a motion to adjourn. The motion was made by Vice-Chairman Robbins and seconded by Commissioner Cox. It was approved unanimously. Chairman Davis declared the meeting adjourned at 10:22 AM.

Minutes Approved on January 17, 2098

Dr. Ben H. Davis, Jr., Chairman

PUBLIC COMMENT SIGN IN SHEET

SCDOT
South Carolina Department of Transportation

SCDOT COMMISSION MEETING OF January 17, 2019

1. MultiModal Policy — Amy Splittgerber — Blythewood
subject of comments — name — town
(803) 465-6115 — 211 High Point Dr.
phone — address or email

2. _____
subject of comments — name — town
(_____) _____
phone — address or email

3. _____
subject of comments — name — town
(_____) _____
phone — address or email

4. _____
subject of comments — name — town
(_____) _____
phone — address or email

5. _____
subject of comments — name — town
(_____) _____
phone — address or email

6. _____
subject of comments — name — town
(_____) _____
phone — address or email

7. _____
subject of comments — name — town
(_____) _____
phone — address or email

8. _____
subject of comments — name — town
(_____) _____
phone — address or email

9. _____
subject of comments — name — town
(_____) _____
phone — address or email

10. _____
subject of comments — name — town
(_____) _____
phone — address or email

Intentionally Left Blank

2019 Legislative Session

Federal Update

Any talk of a potential infrastructure bill has taken a back seat to the ongoing federal government shutdown. Once the shut-down issue has been resolved, there seems a decent likelihood that infrastructure will be one of the higher-priority topics, and perhaps one of the few things that the two parties can reach some kind of agreement on.

Legislation

This is the first year of a two-year session, so the legislature is beginning with a clean slate of bills. We are currently tracking 53 bills, including 5 specific to SCDOT and 9 road naming bills. The highlights are below:

S. 5—by Senator Setzler, would transfer some of the infrastructure maintenance fee on vehicles to the State Infrastructure Bank to add lanes to existing interstates.

S. 178—by Senators Johnson and Hutto, would require SCDOT to toll the I-95 bridge crossing Lake Marion, with the revenue to be used for maintenance and improvement of I-95.

H. 3111—by Rep. Caskey, would abolish the SCDOT Commission.

H. 3355—by Reps. Taylor, Allison, Elliott, Tallon, Cogswell and McCravy, would create the offense of "Driving Under the Influence of an Electronic Device." This would outlaw using or holding a phone or other electronic device while driving, with an exemption for voice-activated electronic devices.

H. 3358—by Rep. Yow, would require SCDOT to have contract mowers pick up all trash and debris before mowing a stretch of road.

H. 3418—by Rep. Toole, would change the board membership of the State Infrastructure Bank to consist of the SCDOT Commission.

Budget

House Ways and Means has begun the budget subcommittee process, and we had our hearing yesterday. The full committee will have its deliberations the week of Feb. 18-21, and the House will have floor debate on the budget the week of March 11-14. The Senate Finance committee will begin subcommittee hearings in the next few weeks, and likely take the bill up the week after the House passes the budget, and have floor debate the first week or two of April.

Intentionally Left Blank

South Carolina Department of Transportation

Commission Recommendations

Approval
Ratification
Finding
Cuff

TAB	ITEM	ACTION RECOMMENDED	PAGE(S)
1	**State Transportation Improvement Program**		
	A. Public Comment Period		
	B. Revisions	Approval	19-28
2	**State Highway System**		
	Additions/Deletions/Revisions	Approval	29-34
3	**Construction Contracts**		
	Extension/Modification > $150,000	Approval	35-38
4	**SC Transportation Infrastructure Bank**		
	none		
5	**Annual**		
	A. Statewide Transportation Improvement Program (STIP)		
	B. Long Range Statewide Transportation Plan (Long Range Plan)		
	C. State Funded Maintenance Program		
	D. Annual Budget		
	E. Transportation Asset Management Plan (TAMP)		
	F. State Transit Plan		
6	**Capital Improvements**		
	Capital Improvement Request >$1,000 - Section 11-35-450 Items		
7	**Construction Contracts**		
	Extension/Modification < $150,000	Ratification	39-42
8	**Emergency Repair Requests Per Section 57-1-470**		
	A. None		
	B. None		
9	**Cuff Item**	Approval	42A-42C

Intentionally Left Blank

South Carolina Department of Transportation

SCDOT Commission
Recommendation Transmittal Form

1B

For Commission Meeting of: January 2019

- [x] APPROVAL
- [ ] RATIFICATION
- [ ] FINDING
- [ ] FOR INFORMATION ONLY
- [ ] CUFF ITEM

Initial Commission Approval: See Attached

Current STIP/State Plan Page: See Attached

Project Ranking Within Category:
See Attached

Funding Source:
See Attached

DETAILED DESCRIPTION

Request Commission approval of Revision #23 of the 2017-2022 Statewide Transportation Improvement Program (STIP).

A) Inclusion of 16 Closed and Load Restricted Design Build Bridges in the Central Midlands and Upper Savannah COG regions
B) Inclusion of 5 Rural Interstate Freight Program Projects
C) Inclusion of the I-85 Bridge over Rocky Creek in Greenville County
D) Inclusion of the I-95 Bridge over Little Reedy Creek in Florence/Dillon County
E) Inclusion of the Midway Road, Harriett Circle and Crestview Road Intersection Improvement to the ANATS System Upgrade Program
F) Inclusion of FY 2018 and FY 2019 projects identified for the Recreational Trails Program
G) Inclusion of Mass Transit recipients identified for FTA Section 5339 funding
H) Inclusion of Mass Transit recipients identified for FTA Section 5310 funding to the GSATS Mass Transit Program
I) Inclusion of Mass Transit recipients identified for FTA Section 5307 and FTA Section 5310 funding to the RFATS Mass Transit Program

Recommended By:

JMS

Brent L. Rewis, P.E.
Director of Planning

Deputy Secretary Concurrence:

Kace L. Smith, CPA
Acting Deputy Secretary for Finance & Administration

James J. Feda, Jr., P.E
Deputy Secretary for Intermodal Planning

Leland D. Colvin, P.E.
Deputy Secretary for Engineering

Secretary Approval:

Christy A. Hall, P.E.
Secretary of Transportation

Date 1/9/19

Item A

The SCDOT Commission approved the following at the December 2018 meeting. Attached are comments that were received during the public comment period.

Project: Closed and Load Restricted Design Build Package 2020-1
Description: The bridges will be replaced to improve the movement of goods and services in the affected counties.
Project Type: Bridge Replacement
Initial Commission Approval: New
Current STIP/State Plan Page: New
Rank: Consistent with rankings identified at the December 2018 Commission meeting
Funding Source: STBGP

Value Changed	Former Value	New Value
CON - Bridges - Off-System - STBGP - 2020	$0	$20,155,696

Item B

The SCDOT Commission approved the following at the October 2018 meeting. MPO projects will be added once they have been included in the local TIP.

Project: Rural Interstate Projects identified at the October 2018 Commission meeting
Description: This interstate widening program specifically targets the rural sections of South Carolina's interstate system with a focus on freight mobility
Project Type: Interstate Widening
Initial Commission Approval: New
Current STIP/State Plan Page: New
Rank: Consistent with Rural Interstate Freight Network Mobility Improvement Program rankings
Funding Source: Interstate System Upgrade

Value Changed	Former Value	New Value
PL - System Upgrade - Interstate 26 from Old Sandy Run Road/Exit 125 to I-95/Exit 169 - NHP - 2019	$0	$1,000,000
PL - System Upgrade - Interstate 95 from GA State Line to US 17/Exit 33 - NHP - 2019	$0	$1,000,000
PL - System Upgrade - Interstate 26 from I-95/Exit 169 to Ridgeville Rd/Exit 187 - NHP - 2019	$0	$1,000,000
PL - System Upgrade - Interstate 85 from GA State Line to US 76/SC 28/Exit 19 - NHP - 2019	$0	$1,000,000
PL - System Upgrade - Interstate 77 from SC 9/Exit 65 to US 21/Exit 77 - NHP - 2019	$0	$1,000,000

Item C

The SCDOT Commission approved the following at the December 2018 meeting. Attached are comments that were received during the public comment period. The project has been included in the local GPATS TIP.

Project: I-85 Bridge over Rocky Creek
Description: Replace the culvert over Rocky Creek with a bridge that will accomdate the future widening of I-85. This project is being done as Design/Build.
Project Type: Bridge Replacement
Initial Commission Approval: New
Current STIP/State Plan Page: New
Rank: Consistent with the I-85/I-385 Interchange Reconstruction
Funding Source: Interstate System Upgrade

Value Changed	Former Value	New Value
PE - System Upgrade - Interstate - Widening/New Construction - NHP - 2019	$0	$1,200,000
CON - System Upgrade - Interstate - Widening/New Construction - NHP - 2019	$0	$44,000,000

Item D

The SCDOT Commission approved the following at the December 2018 meeting. Attached are comments that were received during the public comment period. The project will be added once it has been included in the local FLATS TIP.

Project: I-95 Bridge over Little Reedy Creek
Description: Replace the culvert over the Reedy Creek with a bridge to accomdate potential flooding
Project Type: Bridge Replacement
Initial Commission Approval: New
Current STIP/State Plan Page: New
Rank: Consistent with the I-95 Rehabilitation project
Funding Source: Interstate Pavements

Value Changed	Former Value	New Value
*CON - Pavements - Interstates - NHP - 2021	$35,000,000	$50,000,000

Item E

The ANATS Policy Board approved to include the following in the TIP. No comments were received during the public comment period.

Project: Midway Road, Harriett Circle and Crestview Road Intersection Improvement
Description: Intersection Improvement of Midway Road, Harriett Circle, and Crestview Road to correct poor geometry and intersection spacing
Project Type: Intersection Improvement
Initial Commission Approval: New
Current STIP/State Plan Page: New
Rank: N/A
Funding Source: ANATS Guideshare

Value Changed	Former Value	New Value
PE - System Upgrade - Urban - ANATS - STBGP - 2019	$0	$350,000
RW - System Upgrade - Urban - ANATS - STBGP - 2021	$0	$400,000
CON - System Upgrade - Urban - ANATS - STBGP - 2022	$0	$1,670,000

Item F

The Recreational Trails Program is administered by the South Carolina Department of Parks, Recreation & Tourism. The projects were developed in coordination with local stakeholders and require inclusion in the STIP. Local match is provided by the project sponsors.

FY 2018 Summary

Project Name	Proiect Sponsor	Total Amount	Federal Amount	MPO
Generations Park Walking Trail	City of Aiken	$125,000.00	$100,000.00	ARTS
North Augusta Greeneway Phase I Resurfacing	City of North Augusta Parks & Rec Dept.	$125,000.00	$100,000.00	ARTS
Ross Mountain Passage of the Palmetto Trail	Palmetto Conservation Foundation	$125,000.00	$100,000.00	
Arts Park Connectivity Trail	City of Greer Parks and Recreation	$125,000.00	$100,000.00	GPATS
Catawba River Trail Extension - Phase III	City of Rock Hill	$125,000.00	$100,000.00	RFATS
Scott Park Trail	City of Camden	$125,000.00	$100,000.00	
Stano River County Park Access & Amenities Project	Charleston County Parks & Recreation Commission	$125,000.00	$100,000.00	CHATS
Woods Ferry Trail Project	USDA Forest Service - Enoree Ranger District, Tyger Off - Sumter Nat' I Forest	$74,000.00	$59,200.00	
High Hill Creek Bike and Run Park	City of Florence	$96,115.00	$76,892.00	FLATS
Viking Greenway Phase 2	Dillon District 3, Latta School District	$76,511.70	$61,209.36	
Long Cane OHV 2018/2019	USDA Forest Service - Long Cane Ranger District - Sumter National Forest	$34,375.00	$27,500.00	
Enoree OHV Trail 2018/2019	USDA Forest Service - Enoree Ranger District, Tyger Office - Sumter Nat'l Forest	$108,250.00	$86,600.00	

* MPO projects will be added once they have been included in the local TIP

FY 2019 Summary

Project Name	Proiect Sponsor	Total Amount	Federal Amount	MPO
Viking Greenway Phase 2	Dillon District 3, Latta School District	$48,488.30	$38,790.64	
ACE Basin Greenway - Phase 2	Colleton County	$125,000.00	$100,000.00	
Owens Field Park Pump Track	City of Columbia Parks and Rec. Dept.	119,875 .00	$95,900.00	COATS
Boardwalks & Observation Deck Rehab/ Replacement	Coneee Foundatlon	$108,700.00	$86,960.00	GPATS
Cherokee Ford Road Trail	Cherokee Recreation District	$125,000.00	$100,000.00	
Silver Steps Access and Trailhead	SC State Park Service	$125,000.00	$100,000 .00	
Pinckney/ Kit Hall Trail Segment	Town of McClellanville	$125,000.00	$100,000 .00	
Roy Warner Walking Trail	Aiken County Parks, Recreation, and Tourism	$125,000.00	$100,000.00	
Wambaw Cycle Trail 2018 & 2019 Enhancement Project	USDA Forest Service - Wambaw Office - Francis Marion National Forest	$50,000.00	$40,000.00	

* MPO projects will be added once they have been included in the local TIP

Item G

The SCDOT Comission previously approved FY 2018 funding for the following FTA Section 5339 recipients. No comments were received during the public comment period.

Recipient	Federal	Project Type
Bamberg County COA	$125,000	Vehicle Acquisition
Generations Unlimited	$175,000	Vehicle Acquisition
Lancaster Area Ride Service	$275,000	Vehicle Acquisition
Newberry County Council on Aging	$300,000	Vehicle Acquisition
York County Council on Aging	$275,000	Vehicle Acquisition

Item H

The GSATS Policy Committee approved to include the following in the TIP. No comments were received during the public comment period.

Recipient: Georgetown County DSNB
Project Type: Vehicle Acquisition
Initial Commission Approval: New
Current STIP/State Plan Page: New
Rank: NA
Funding Source: FTA Section 5310

Value Changed	Former Value	New Value
VA - Mass Transit - Enhanced Mobility for Seniors (Large Urban) - 5310-LU - 2019	$0	$48,266

Recipient: GSATS MPO
Project Type: Administration
Initial Commission Approval: New
Current STIP/State Plan Page: New
Rank: NA
Funding Source: FTA Section 5310

Value Changed	Former Value	New Value
AD - Mass Transit - Enhanced Mobility for Seniors (Large Urban) - 5310-LU - 2019	$0	$28,298

Recipient: Neighbor-To-Neighbor of SC
Project Type: Capital
Initial Commission Approval: New
Current STIP/State Plan Page: New
Rank: NA
Funding Source: FTA Section 5310

Value Changed	Former Value	New Value
CA - Mass Transit - Enhanced Mobility for Seniors (Large Urban) - 5310-LU - 2019	$0	$206,420

Item I

The RFATS Policy Committee approved to include the following in the TIP. No comments were received during the public comment period.

Recipient: City of Rock Hill (Commuter Bus Service)
Project Type: Operations
Initial Commission Approval: New
Current STIP/State Plan Page: New
Rank: NA
Funding Source: FTA Section 5307

Value Changed	Former Value	New Value
OP - Mass Transit - Small Urbanized Area Formula Program (5307) - 5307-SU - 2018	$79,000	$76,185

Recipient: City of Rock Hill (Demand Response Service)
Project Type: Operations
Initial Commission Approval: New
Current STIP/State Plan Page: New
Rank: NA
Funding Source: FTA Section 5307

Value Changed	Former Value	New Value
OP - Mass Transit - Small Urbanized Area Formula Program (5307) - 5307-SU - 2018	$710,000	$149,815

Recipient: Rock Hill Urbanized Area Fixed Route Service
Project Type: Capital/Vehicle Acquisition/Operations
Initial Commission Approval: New
Current STIP/State Plan Page: New
Rank: NA
Funding Source: FTA Section 5307

Value Changed	Former Value	New Value
CA - Mass Transit - Small Urbanized Area Formula Program (5307) - 5307-SU - 2018	$420,000	$308,800
VA - Mass Transit - Small Urbanized Area Formula Program (5307) - 5307-SU - 2018	$160,000	$4,795,000
OP - Mass Transit - Small Urbanized Area Formula Program (5307) - 5307-SU - 2018	$370,004	$150,000

Recipient: York County DSN
Project Type: Capital
Initial Commission Approval: New
Current STIP/State Plan Page: New
Rank: NA
Funding Source: FTA Section 5310

Value Changed	Former Value	New Value
CA - Mass Transit - Enhanced Mobility for Seniors (Small Urban) - 5310-SU - 2018	$0	$55,000

Summary of Public Comments Received for SCDOT's Public Notification of:

Interstate Bridge Rehabilitation on I-95 over Little Reedy Creek
Enhancement Funds for a Streetscape to the City of Fountain Inn
A New Bridge Along I-85 - I-385 over Rocky Creek
The Replacement of 26 Closed and Load Restricted Bridges in 15 Counties
The Announcement of Four Projects Identified for FY 2019 Transportation Alternatives Program

Comment Period: December 13, 2018 – January 3, 2019

Consistent with the Department's Public Participation Plan and STIP Administration Process, the following items were made available for public comment following the approval of the Commission meeting. SCDOT's Public Notification of:

1. Interstate Bridge Rehabilitation on I-95 over Little Reedy Creek

Summary: The South Carolina Department of Transportation (SCDOT) is providing public notification of the addition of bridges to the Interstate Rehabilitation project on I-95 southbound (near mile marker 171 to near mile marker 193) in Florence and Dillon Counties. The bridges will be reflected in the Statewide Transportation Improvement Program (STIP).

- **Two (2) favorable comments** were **received during THE 21-DAY COMMENT PERIOD.**

2. Enhancement Funds for a Streetscape to the City of Fountain Inn

Summary: The South Carolina Department of Transportation (SCDOT) is providing public notification of the Appalachian Regional Commission (ARC) project to begin at the intersection of Fairview Street (S-543) and continue along Diamond Tip Boulevard with a new alignment through Woodside Park in Greenville County. The Transportation Enhancement Program is a federally funded program that is administered by SCDOT and provides local governments an opportunity to pursue non-traditional transportation related activities such as pedestrian facilities, bicycle facilities and streetscaping.

- **No comments were received for this project during THE 21-DAY COMMENT PERIOD.**

3. A New Bridge along I-85 - I-385 over Rocky Creek

Summary: The South Carolina Department of Transportation (SCDOT) is providing public notification of a bridge project in Greenville County being developed by the Department's Design Build Group. The replaced bridge will be reflected in the Statewide Transportation Improvement Program (STIP). This design build project is for improvements to the Interstate 85/Interstate 385 System Interchange. It involves replacing an existing culvert with a new bridge over Rocky Creek. The estimated funding cost is $1,200,000 for the preliminary engineering in Fiscal Year (FY) 2019 and $44,000,000 for construction in (FY) 2019.

- **One (1) comment in favor of the project was received during THE 21-DAY COMMENT PERIOD.**
  - **The citizen asked a question concerning if the New Bridge was a part of widening I-85.**

✓ This comment required a response from staff members of the Design Build Group who said:

"Though the culvert is in relatively good shape structurally, the culvert is hydraulically undersized and creates flooding issues at this location during heavy rainfalls. The scope of this project will include the additional roadway width needed to accommodate the future widening of this portion of I-85."

4. The Replacement of 26 Closed and Load Restricted Bridges in 15 Counties

Summary: The South Carolina Department of Transportation (SCDOT) is providing public notification of the replacement of 26 Closed and Load Restricted Bridges. The replaced bridges will be reflected in the Statewide Transportation Improvement Program (STIP). Categories of the 26 bridges in the 15 counties consist of:

- Ten (10) bridges listed as - **Federal-Aid Non-NHS (On System) Bridges**;
- Sixteen (16) bridges listed in the - **Closed and Load Restricted Design Build Package 2020-1.**

- **One (1) comment in favor of the project was received during THE 21-DAY COMMENT PERIOD.**

5. The Announcement of Four Projects Identified For FY 2019 TAP

Summary: The South Carolina Department of Transportation (SCDOT) is providing public notification of four (4) projects identified for possible inclusion in the ***Fiscal Year 2019 Transportation Alternatives Program***. The Transportation Enhancement Program is a federally funded program that is administered by SCDOT and provides local governments an opportunity to pursue non-traditional transportation related activities such as pedestrian facilities, bicycle facilities and streetscaping. The four projects for consideration are:

City of Lancaster
Woodland Drive Sidewalks & Roddey Drive Pedestrian Bridge Replacement
Federal Funds Requested - $400,000.00

- Design and installation of approximately 1,090 linear feet of ADA compliant sidewalk along Woodland Drive. Removal/Replacement of the pedestrian bridge and construct sidewalk along Roddey Drive.

- **One (1) comment in favor of the project was received during THE 21-DAY COMMENT PERIOD.**

Lancaster County
Woodland Drive Sidewalks & Roddey Drive Pedestrian Bridge Replacement
Federal Funds Requested - $400,000.00

- Design and installation of approximately 1,090 linear feet of ADA compliant sidewalk along Woodland Drive. Removal/Replacement of the pedestrian bridge and construct sidewalk along Roddey Drive.

- **Four (4) comments in favor of the project were received during THE 21-DAY COMMENT PERIOD**

Town of Gifford
Columbia Highway Sidewalks
Federal Funds Requested - $400,000.00

- Construct sidewalks along Columbia Highway from Sumter Street to the Masonic Lodge.

- No comments were received for this project during THE 21-DAY COMMENT PERIOD.

Newberry County
Brown Chapel Road Pedestrian Improvements
Federal Funds Requested - $400,000.00

- Installation of sidewalks along Brown Chapel Road and Bush River Road.

- No comments were received for this project during THE 21-DAY COMMENT PERIOD.

- Nine (9) favorable comments received from the five (5) projects during THE 21-DAY COMMENT PERIOD.

Intentionally Left Blank

South Carolina Department of Transportation

SCDOT Commission
Recommendation Transmittal Form

For Commission Meeting of: January 17, 2019

2

- [x] **APPROVAL**
- [ ] **RATIFICATION**
- [ ] **FINDING**
- [ ] **FOR INFORMATION ONLY**
- [ ] **CUFF ITEM**

Initial Commission Approval: _____

Current STIP/State Plan Page: _____

Project Ranking Within Category: _____

Funding Source: _____

DETAILED DESCRIPTION

Request Commission approval of the additions, deletions, and revisions to the State Highway Systems as shown on the attached pages and the authority to convey right of way to appropriate entities. This request includes 5 segments of the Secondary Road System resulting in a reduction to the Secondary System of 0.24 centerline miles equating to 0.48 lane miles.

Recommended By:

Todd Anderson
Director of Road Data Services

Deputy Secretary Concurrence:

Kace L. Smith, CPA
Acting Deputy Secretary for
Finance & Administration

James J. Feda, Jr., P.E
Deputy Secretary for
Intermodal Planning

Leland D. Colvin, P.E.
Deputy Secretary for
Engineering

Secretary Approval:

Christy A. Hall, P.E.
Secretary of Transportation

Date 1/9/19

Removal of Roads on the State Highway Secondary System

The Department recommends Commission approval for the removal of certain sections of secondary roads from the State Highway Secondary System. These sections of roads may be removed for one of the following reasons:

1. Abandonment of section of relocated highway – In accordance with Section 57-5-120 of the Code-of-Laws of South Carolina, the department may abandon as a part of the state highway system any section of highway which may be relocated, and every such section so abandoned as a part of the state highway system shall revert to the jurisdiction of the respective appropriate local authorities involved or be abandoned as a public way.

2. Highway transfers from the state secondary system - In accordance with Section 57-5-80 of the Code-of-Laws of South Carolina, The department may transfer from the state highway secondary system any road under its jurisdiction, determined by the department to be of low traffic importance, to a governmental or non-governmental entity if mutual consent is reached between the department and the party that the road is being transferred to.

3. Court ordered closure – In accordance with Section 57-9-20 of the Code-of-Laws of South Carolina, an entity may petition the circuit court to have a road closed. The Department is notified of the petition if the road is maintained by the Department, and has an opportunity to contest the petition if the road is of high traffic importance. If the court shall determine that it is in the best interest of all concerned that such street, road or highway be abandoned or closed, the court shall then determine in whom the title thereto shall be vested and issue an appropriate order.

Revision of Description of State Highways

The Department recommends Commission approval of the revision of the description of sections of State Highway previously added to the State Highway System. The description of roads currently in the State Highway System may be changed for relocation purposes, to revise the description of the termini to show what was actually constructed by contract, county line changes, or a change in the road number.

Additions to State Highway Secondary System

The Department recommends Commission approval to add sections of road to the State Highway Secondary. On June 21, 2007, the commission implemented a policy to reduce the secondary road system by:

- Seeking legislative changes to the system laws;
- Lowering county road caps when a secondary road is removed from the system[1];
- Exchanging roads with local governments; and
- Accepting only roads into the system that are necessary for interconnectivity of the state system or is a road considered a major collector with significant traffic volumes

- The secondary road cap for a county may be increased when a road meeting the above criteria is added to the system at the Department's request or when corrections to the existing road mileage is made and results in an increase in the total mileage above the cap.

[1]County caps were previously implemented by the commission in 1994.

Rescind Action Adding Roads to State Highway Secondary System

The Department recommends the Commission rescind its previous actions adding roads to the State Highway Secondary System for construction and maintenance. The Department may rescind action on roads, which have not been constructed and formally accepted into the State Highway Secondary System. Roads may be rescinded due to right-of-way being unavailable, problems arising during construction, or funding issues.

Transfer between Secondary and Primary Systems

The Department recommends Commission approval to transfer sections of road from the Secondary System to the Primary System, or vice versa. Pursuant to the provisions of Section 57-5-50 of the Code-of-Laws of South Carolina, the Commission may transfer any route or section of route from the state highway secondary system to the state highway primary system, or vice versa, when, in its judgment, such transfer is advisable to better serve the traveling public. However, pursuant to the provisions of Section 57-5-30, the Primary System shall not exceed ten thousand centerline miles.

Detailed information concerning each of these requests is attached.

Commission Mileage Change Report						
	Secondary System			**Primary System**		
County	12/6/2018	1/17/2019	Change	10/18/2018	12/6/2018	Change
Abbeville	472.35			183.42		
Aiken	1,157.23			307.21		
Allendale	376.51			107.27		
Anderson	873.35			350.47		
Bamberg	415.33			136.12		
Barnwell	445.29			146.71		
Beaufort	393.21			138.00		
Berkeley	747.77			237.79		
Calhoun	385.73			125.07		
Charleston	867.26	866.98	-0.28	247.20		
Cherokee	563.69			154.10		
Chester	594.98			197.06		
Chesterfield	806.32			229.39		
Clarendon	611.51			129.01		
Colleton	766.44			250.22		
Darlington	839.80			154.24		
Dillon	520.93			122.01		
Dorchester	498.70			149.50		
Edgefield	468.06			136.11		
Fairfield	519.97			168.11		
Florence	1,086.30			241.93		
Georgetown	500.36			155.12		
Greenville	1,048.33			348.91		
Greenwood	531.14	531.18	0.04	205.91		
Hampton	437.99			131.24		
Horry	937.49			387.14		
Jasper	306.54			176.53		
Kershaw	830.18			173.49		
Lancaster	705.13			187.31		
Laurens	758.29			255.74		
Lee	466.60			118.45		
Lexington	1,217.49			240.35		
McCormick	348.85			101.28		
Marion	429.09			142.84		
Marlboro	555.62			162.05		
Newberry	646.48			178.39		
Oconee	603.43			219.33		
Orangeburg	1,121.78			430.05		
Pickens	475.01			225.44		
Richland	1,263.76			283.87		
Saluda	483.58			160.45		
Spartanburg	905.67			384.06		
Sumter	799.87			228.32		
Union	466.32			149.38		
Williamsburg	769.26			207.50		
York	981.64			306.44		
Total			-0.24		0.00	0.00

Charleston County

REMOVAL OF ROADS ON THE STATE HIGHWAY SECONDARY SYSTEM

Route Number **Commission District: 6** **Commissioner: Fishburne**

S-119 **Description:** N. Nassau Street, in Charleston, from S-126 (Romney Street) South to S-219 (Conroy Street).
Approximately: 0.07 miles
Portion of Addition: 1021
Added to System: 9/17/1959; Portion Removed: 12/6/2012

Mileage
- 0.07

S-126 **Description:** Romney Street, in Charleston, from S-119 (N. Nassau Street) East to S-488 (N. Hanover Street).
Approximately: 0.06 miles
Portion of Addition: 493
Added to System: 10/22/1952

Mileage
- 0.06

S-488 **Description:** N. Hanover Street, in Charleston, from S-126 (Romney Street) South to S-219 (Conroy Street).
Approximately: 0.06 miles
Portion of Addition: 488
Added to System: 10/22/1952

Mileage
- 0.06

Note: The above partial road removals are being requested by the City of Charleston and they will accept maintenance responsibility for these sections of road. They qualify under the law (SC Code 57-5-80) that allows SCDOT to transfer roads from the Secondary System to other entities or persons. SCDOT is also authorized to take the necessary steps to transfer its title to the requestor.

Charleston County

REMOVAL OF ROADS ON THE STATE HIGHWAY SECONDARY SYSTEM

Route Number | **Commission District: 6** | **Commissioner: Fishburne**

S-1409 **Description:** Etna Street, in the City of North Charleston, From S-62 (W. Montague Street) North to Firestone Road.
Approximately: 0.09 miles
Addition: 1409
Added to System: 10/21/1965

Mileage
- 0.09

Note: The above road removal is being requested by the City of North Charleston and they will accept maintenance responsibility for this section of road. It qualifies under the law (SC Code 57-5-80) that allows SCDOT to transfer roads from the Secondary System to other entities or persons. SCDOT is also authorized to take the necessary steps to transfer its title to the requestor.

Change: -0.28

Greenwood County

REVISION OF ROADS ON THE STATE HIGHWAY SECONDARY SYSTEM

Route Number | **Commission District: 3** | **Commissioner: Davis**

S-259 **Description:** Weldon Avenue, in Greenwood, From S-258 (Meadows Street) Southwest and Southeast to S-256 (McLees Avenue).
Approximately: 0.13 miles
Addition: 259
Added to System: 7/21/1960

Mileage
0.04

Note: The above road revision is being recommended to accurately reflect what is being maintained by the district.

Change: 0.04

South Carolina Department of Transportation

SCDOT Commission
Recommendation Transmittal Form

For Commission Meeting of: January 2019

- [x] **APPROVAL**
- [ ] **RATIFICATION**
- [ ] **FINDING**
- [ ] **FOR INFORMATION ONLY**
- [ ] **CUFF ITEM**

Initial Commission Approval: October 20, 2016

Current STIP/State Plan Page: Page 258 of the 2016-2021 STIP

Project Ranking Within Category:

2013-1

Funding Source:

Murrells Inlet 2020

3

DETAILED DESCRIPTION

It is requested that the Commission approve this extension to include a signalized pedestrian crossing on US 17A from MP 36.75 to MP 37.25 for approximately 0.50 mile in Georgetown County.

Total cost of the extension is $267,609.26. (Original contract amount $1,223,221.40).

This extension will be funded by Murrells Inlet 2020, a community revitalization group. The contractor, Coastal Asphalt, LLC, is actively working on File No. 2285140. We find it in the best interest of the public and the Department to take advantage of the competitively bid unit prices and extend this work to File 2285140, in accordance with the Code of Laws of South Carolina, Section 57-5-1630, and the SCDOT Standard Specifications of Highway Construction 2007, Section 104.04.

Recommended By:

Claude R. Ipock, P. E.
Director of Construction

Deputy Secretary Concurrence:

Kace L. Smith, CPA
Acting Deputy Secretary for Finance & Administration

James J. Feda, Jr., P.E
Deputy Secretary for Intermodal Planning

Leland D. Colvin, P.E.
Deputy Secretary for Engineering

Secretary Approval:

Christy A. Hall, P.E.
Secretary of Transportation

Date 1/9/19

South Carolina
Department of Transportation

Georgetown County
Maintenance 843-576-2405 | 843-520-0600 Fax
Construction 843-527-6719 | 843-545-8456 Fax

MEMORANDUM

TO: Claude Ipock, Director of Construction

FROM: Kyle Berry, District 5 Engineering Administrator WKB

DATE: November 29, 2018

RE: SC File No. 2285140 – US 17-A / Powell Rd Intersection Improvement – Georgetown County – Request for Extension

Murrells Inlet 2020, a community revitalization group, has requested an extension of the subject project to include a signalized pedestrian crossing on US 17 for their "Inlet to Intracoastal Multipurpose Path". The approximate amount needed for this extension will be $267,609.26. All funding for this project has been secured by Murrells Inlet 2020 and verified by the Program Manager. Please see attached verification of funding.

Coastal Asphalt, LLC is the prime contractor on this project and has agreed to complete the additional work at prices per the attached Summary of Estimated Quantities (SEQ). Items from the original bid will be completed at the original contract prices. Work items not included in the original bid will be completed at the unit prices stipulated in the SEQ. The work on this extension is subject to the conditions of the original contract. No time extension is anticipated for this additional work as it will be performed concurrently by other forces from Coastal Asphalt and their subcontractors.

Based on the information provided, the extension is recommended for approval. Please advise if this request can be authorized.

WKB:cdb
Attachment
Ecc: David Johnson, District Construction Engineer
Jamie Poston, Assistant District Construction Engineer
Heather Ford, District Scheduler
File: D5/Georgetown/CDB

Poston, Jamie E

Digitally signed by Poston, Jamie E
DN: cn=SCDOT, e=mail=PostonJE@scdot.org, ou=Poston, Jamie E
Date: 2018.12.18 08:43:54 -05'00'

SCDOT Commission
Recommendation Transmittal Form

For Commission Meeting of: Janury 2019

- [x] **APPROVAL**
- [ ] **RATIFICATION**
- [ ] **FINDING**
- [ ] **FOR INFORMATION ONLY**
- [ ] **CUFF ITEM**

Initial Commission Approval: September 21, 2017

Current STIP/State Plan Page: Page 1 of 2017-2018 State Plan

Project Ranking Within Category:

N/A

Funding Source:

Deletions from the Contract

3

DETAILED DESCRIPTION

It is requested that the Commission approve this extension to include microsurfacing, full depth patching and pavement marking work on US 17A from MP 23.09 to MP 25.71 for approximately 2.62 miles in Colleton County.

Total cost of the extension is $194,113.90. (Original contract amount $1,706,478.17).

This extension will be funded by deletions from the contract in the amount of $201,785.40. The contractor, Slurry Pavers, Inc., is actively working on File No. 5647830. We find it in the best interest of the public and the Department to take advantage of the competitively bid unit prices and extend this work to File 5647830, in accordance with the Code of Laws of South Carolina, Section 57-5-1630, and the SCDOT Standard Specifications of Highway Construction 2007, Section 104.04.

Recommended By:

Claude R. Ipock, P. E.
Director of Construction

Deputy Secretary Concurrence:

Kace L. Smith, CPA
Acting Deputy Secretary for
Finance & Administration

James J. Feda, Jr., P.E
Deputy Secretary for
Intermodal Planning

Leland D. Colvin, P.E.
Deputy Secretary for
Engineering

Secretary Approval:

Christy A. Hall, P.E.
Secretary of Transportation

Date 12/20/18

Intentionally Left Blank

South Carolina Department of Transportation

SCDOT Commission
Recommendation Transmittal Form

For Commission Meeting of: January 2019

- [ ] APPROVAL
- [x] RATIFICATION
- [ ] FINDING
- [ ] FOR INFORMATION ONLY
- [ ] CUFF ITEM

Initial Commission Approval: N/A

Current STIP/State Plan Page: 2018-19 State Plan Page 20

Project Ranking Within Category:
N/A

Funding Source:
York County Maintenance Funds

DETAILED DESCRIPTION

It is requested that the Commission ratify this extension to include pavement repair work on I-77 at MP 0.50 in York County.

Total cost of the extension is $32,872.03. (Original contract amount 1,719,537.20).

This extension will be funded by York County Maintenance funds. The contractor, Granite Contracting, LLC, is actively working on File No. 4647440. We find it in the best interest of the public and the Department to take advantage of the competitively bid unit prices and extend this work to File 4647440, in accordance with the Code of Laws of South Carolina, Section 57-5-1630, and the SCDOT Standard Specifications of Highway Construction 2007, Section 104.04.

Recommended By:

Claude R. Ipock, P. E.
Director of Construction

Deputy Secretary Concurrence:

Kace L. Smith, CPA
Acting Deputy Secretary for Finance & Administration

James J. Feda, Jr., P.E
Deputy Secretary for Intermodal Planning

Leland D. Colvin, P.E.
Deputy Secretary for Engineering

Secretary Approval:

Christy A. Hall, P.E.
Secretary of Transportation

Date 12/20/18

7

South Carolina
Department of Transportation

December 7, 2018

Granite Contracting, LLC
18606 Northline Drive
Cornelius, North Carolina 28031

RE: File No. 4647440

Dear Contractor:

In accordance with your understanding with District Engineering Administrator Johnston, the above subject project is extended to include pavement repair work on I-77 at MP 0.50 in York County.

The approximate quantities involved in this additional work are as follows:

I-77						
Mobilization	LS	1.000	$	7,500.00	$	7,500.00
Bonds and Insurance	LS	1.000	$	600.00	$	600.00
Traffic Control	LS	1.000	$	4,700.00	$	4,700.00
Liquid Asphalt Binder PG 64-22	TON	1.181	$	775.00	$	915.28
Variable Milling	SY	202.500	$	37.00	$	7,492.50
HMA Surface Base B	TON	22.275	$	370.00	$	8,241.75
Changeable Message Sign	EA	2.000	$	1,500.00	$	3,000.00
6" White Broken Lines – FD Paint	LF	10.000	$	2.00	$	20.00
6" White Solid Lines – FD Paint	LF	45.00	$	1.25	$	56.25
6" Yellow Solid Lines – FD Paint	LF	45.00	$	1.25	$	56.25
6" White Broken Lines – Thermo	LF	10.000	$	5.00	$	50.00
6" White Solid Lines – Thermo	LF	45.00	$	2.50	$	112.50
6" Yellow Solid Lines – Thermo	LF	45.00	$	2.50	$	112.50
Red/Clear Bi-Dir 4"x4" RPM	EA	1.000	$	15.00	$	15.00
				Total	$	32,872.03

This extension will be funded by York County Maintenance funds. Due to the fact that the contractor is actively working on the project, it would be in the best interest of the public and

the department to take advantage of the competitively bid unit prices and extend this work to the contract.

The work on this extension is to be done at the same unit prices and is subject to the same provisions as in the contract covering the subject file. The completion date will change to December 25, 2018.

Sincerely,

Randall L. Young, P.E.
Chief Engineer for Project Delivery

RLY:trj
cc: Travelers Casualty and Surety Insurance
One Tower Square
Hartford, Connecticut 06183

ec:
J. Johnston, Distr. Four Engr. Admin.
J. Bragg, Resident Constr. Engr.
D. Cook, Director of Maintenance
D. Timmons, Rights of Way
A. Rish, Budget
L. Gibson, Director of Program Controls
M. Guffee, Financial Controller
C. Keitt, Utility Project Engineer
J. Locklair, Utility Project Engineer
M. Zwanka, Materials & Research Engr.
C. Brasington, Traffic Engineer
B. Mattox, Program Manager

Charge Code
Cost Center: U120000C46
Fund: 49369000
Functional Area: U200_2228_0030
WBS: 46P036936C.00C.5

File: Con/CWR

Intentionally Left Blank

South Carolina Department of Transportation

SCDOT Commission
Recommendation Transmittal Form

For Commission Meeting of: February 2019

- [x] **APPROVAL**
- [ ] **RATIFICATION**
- [ ] **FINDING**
- [ ] **FOR INFORMATION ONLY**
- [x] **CUFF ITEM**

Initial Commission Approval: June 15, 2017

Current STIP/State Plan Page: 2017 NFA State Plan, pg. 63

Project Ranking Within Category:
N/A

Funding Source:
District 2 6211 Maintenance Funds

DETAILED DESCRIPTION

It is requested that the Commission approve this extension to include paving work on US 221 from MP 3.51 to MP 8.07 for approximately 4.56 miles in Greenwood County.

Total cost of the extension is $550,091.35. (Original contract amount $3,772,285.31).

This extension will be funded by District 2 6211 maintenance funds. The contractor, Satterfield Construction Company, Inc., is actively working on File No. 5214020. We find it in the best interest of the public and the Department to take advantage of the competitively bid unit prices and extend this work to File 5214020, in accordance with the Code of Laws of South Carolina, Section 57-5-1630, and the SCDOT Standard Specifications of Highway Construction 2007, Section 104.04.

Recommended By:

FOR Claude R. Ipock, P. E.
Director of Construction

Deputy Secretary Concurrence:

Kace L. Smith, CPA
Acting Deputy Secretary for
Finance & Administration

FOR James J. Feda, Jr., P.E
Deputy Secretary for
Intermodal Planning

Leland D. Colvin, P.E.
Deputy Secretary for
Engineering

Secretary Approval:

Christy A. Hall, P.E.
Secretary of Transportation

Date 1/16/19

42-A

South Carolina
Department of Transportation

Abbeville County
Anderson County
Edgefield County
Greenwood County
Laurens County
McCormick County
Newberry County
Saluda County

MEMORANDUM

TO: Claude R. Ipock, Director of Construction

FROM: Kevin R. McLaughlin, District Engineering Administrator for KRM

DATE: December 7, 2018

RE: Request for Extension of Milling and Placing Asphalt Surface Type D on US 221 in Greenwood County to File 5214020

District Maintenance Engineer Dusty Turner has requested to extend the milling 1.25 inches and placing 125 lbs/sy of Asphalt Surface Type D on US 221 in Greenwood County to File 5214020. This section of US 221 from MP 3.51 (SC10) to MP 8.07 has numerous locations where the existing surface treatment has failed and has resulted in numerous sections of rough road. The roadway is continuing to deteriorate and Greenwood Maintenance has received numerous complaints from the public on this section of roadway. SCDOT Maintenance forces have milled some locations but do not have the capability to mill the entire length of this roadway and place hot mix asphalt. This milling and paving is considered to be Maintenance/Preservation work.

Attached is the item quantity spreadsheet with unit prices for the proposed work, a map, and an email from Satterfield Construction Company, Inc. indicating their willingness to have this work added to File 5214020 and PIN P032026. A contract time adjustment will be made once this request is approved. The total cost of this work will be $550,091.35, and will be funded through District #2 6211 Maintenance Funds. We agree with the extension request and the cost of this work. Please advise if further information is necessary.

KRM/mth

Attachments

EC: Michael T. Hannah, District Construction Engineer

Jeremy Hodges, Resident Construction Engineer

Dusty Turner, District Maintenance Engineer

Jeanie Jenkins, District Contracts Manager

Clifton White, Assistant District Maintenance Engineer

District Two Engineering
510 West Alexander Avenue
Greenwood, SC 29646
864-227-6971 | 864-227-6567 Fax

www.scdot.org
An Equal Opportunity
Affirmative Action Employer
855-GO-SCDOT (855-467-2368)

42-B

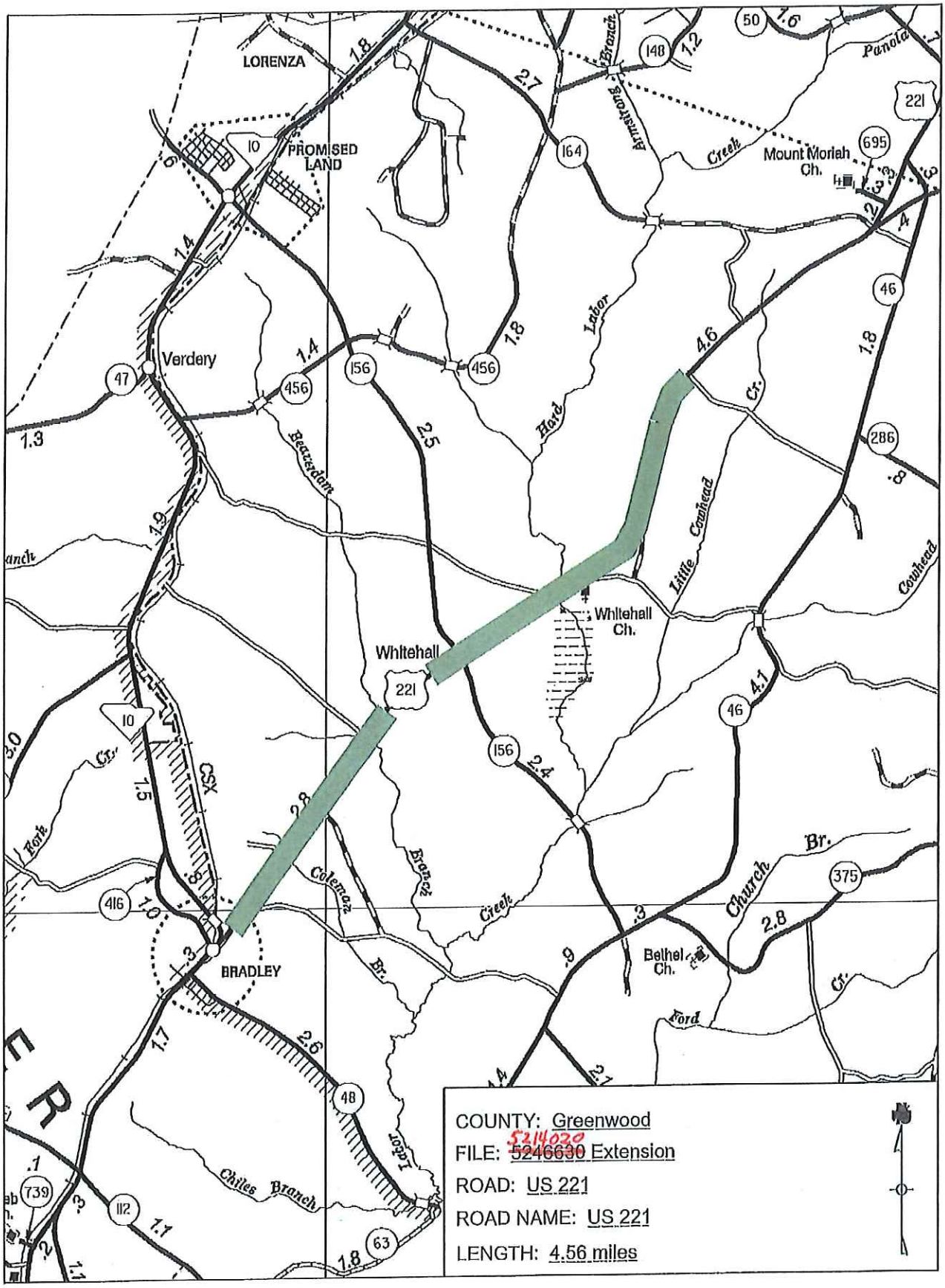
LORENZA
PROMISED LAND
Verdery
Whitehall
Whitehall Ch.
BRADLEY
Mount Moriah Ch.
Bethel Ch.
Armstrong Branch
Panola Creek
Hard Labor Cr.
Little Cowhead
Cowhead
Beaverdam
Coleman Br.
Brazos Creek
Church Br.
Ford Cr.
Chiles Branch
Fork Cr.
CSX
COUNTY: Greenwood
FILE: ~~5246630~~ 5214020 Extension
ROAD: US 221
ROAD NAME: US 221
LENGTH: 4.56 miles

42-C

Intentionally Left Blank

South Carolina Department of Transportation

Secretary Approvals for Commission Information

For Information Only

TAB	ITEM	ACTION RECOMMENDED	PAGE(S)
1	**Surplus Property**		
	Surplus Property Relinquished	For Information Only	**45-48**
2	**Procurement Contracts**		
	A. Contracts > $500,000 (Individual or Aggregate)	For Information Only	**49-50**
	B. Emergency Procurement Contracts	For Information Only	**51-62**
3	**Construction Contracts**		
	A. Execution of Regular Letting - November & December 2018	For Information Only	**63-76**
	B. Execution Design-Build Contract		
	C. Execution (by locals)		
	D. Change Order > $250,000 - November and December 2018	For Information Only	**77-86**
	E. Emergency Construction Contracts	For Information Only	**87-100**
4	**Professional Services Contracts**		
	A. Execution	For Information Only	**101-102**
	B. Execution (by locals)		
	C. Extension/Modification	For Information Only	**103-104**
5	**Transportation Alternative Program (TAP)**		
	Funding Requests		

Intentionally Left Blank

1

SCDOT
South Carolina Department of Transportation

SCDOT Commission
Recommendation Transmittal Form

For Commission Meeting of: January 17, 2019

- ☐ APPROVAL
- ☐ RATIFICATION
- ☐ FINDING
- ■ FOR INFORMATION ONLY
- ☐ CUFF ITEM

Initial Commission Approval: _____

Current STIP/State Plan Page: _____

Project Ranking Within Category: _____

Funding Source: _____

DETAILED DESCRIPTION

Pursuant to South Carolina Code of Laws Section 57-5-340, the South Carolina Department of Transportation provides to the Commission information on the prior sales of surplus property.

Recommended By: Michael W. Barbee

Michael W. Barbee, P.E.
Director, Rights of Way

Deputy Secretary Concurrence:

Kace L. Smith, CPA
Acting Deputy Secretary for
Finance & Administration

James J. Feda, Jr., P.E.
Deputy Secretary for
Intermodal Planning

Leland D. Colvin, P.E.
Deputy Secretary for
Engineering

Secretary Approval: _____ Date 1/9/19

Christy A. Hall, P.E.
Secretary of Transportation

Surplus Property Submittal
January 17, 2019

Number of Parcels Conveyed: 7
Total Amount: $22,700.00

SC Route 46 (May River Road) – File 7.394 – Beaufort County – First District

The Department acquired right of way for SC Route 46 under File 7.394 from Sara R. Hooks, Sylvia R. Walker, Abbie R. Cross, John J. Riley and Michael M. Riley by Condemnation dated August 28, 1970.

A request was received from Old Town Bluffton Inn, LLC to reduce the right of way of SC Route 46 due to the encroachment of hotel steps in the right of way. The engineering sections concurred with reducing the right of way. The Secretary of Transportation's approval to relinquish the right of way was obtained on November 27, 2018. Therefore, a Quitclaim Deed conveying approximately 11 square feet of land to Old Town Bluffton Inn, LLC in consideration of $500.00 was executed on December 13, 2018.

US Rte. 25 Business – File 2.702 – Aiken County - Second District

The Department acquired right of way for US Rte. 25 under File 2.521 from the Estate of Charles P. Mulherin by Condemnation dated March 9, 1967.

A request was received from Greenstone Hammond's Ferry, LLC to reduce the right of way of US Rte. 25 Bus. to facilitate the building of a parking garage for a minor league baseball stadium and further development of the riverfront area. The engineering sections concurred with reducing the right of way. The Secretary of Transportation's approval to relinquish the property was obtained on April 21, 2016. Therefore, a Quitclaim Deed conveying approximately 0.21 of an acre of land to Greenstone Hammond's Ferry, LLC in consideration of $15,000.00 was executed on November 28, 2018.

Road S-436 Connector and S-436 Spur - Greenville County – Third District

The Department obtained the right of way for Road S-436 Con. and S-436 Spur by virtue of Legislative Act 36 of 1959 and action of the Commission dated July 20, 1961.

Upon request from Enoree River Baptist Association, approval was obtained from the South Carolina Department of Transportation Commission for both the formal removal of Road S-436 Connector and S-436 Spur from the State Highway System and for conveying the right of way of same on October 18, 2018. Therefore, a gratis Quitclaim Deed conveying the right of way for the Road S-436 Southeast, North thence Northwest for a distance of approximately 0.04 of a mile to Road S-436 and Road S-436 Spur from Road S-436 East thence North for a distance of approximately 0.09 of a mile to the dead end to Enoree River Baptist Association was executed on December 13, 2018.

US Route 25 – File 23.333A/23.333B - Greenville County – Fourth District

The Department acquired property for the construction of US Route 25 under File 23.333A (Acq.)/23.333B (Const.) by Title to Real Estate from Larry B. Hilliard, George Ronald Hilliard, and Alan M. Hilliard dated November 21, 2002, and by Title to Real Estate from Teresa H. Miles dated November 20, 2002.

Construction of improvements to US Route 25 under File 23.333A (Acq.)/23.333B (Const.) necessitated the relocation of an AT&T telecommunications cabinet. An agreement was reached whereby AT&T would relocate the cabinet to the corner of a surplus parcel, and an easement would be executed for the property after completion and acceptance of the project. The engineering and utility sections concurred with executing the Easement. Therefore, a gratis Conditional Easement to Bellsouth Telecommunications, LLC, d/b/a AT&T South was executed on December 10, 2018.

US Route 221 & US Route 221 Conn/Road S-146 – File 11.141B – Cherokee County – Fifth District

The Department acquired right of way for US Route 221 & US Route 221 Conn/Road S-146, under File 11.141B, by Title to Real Estate from Regtrol, Inc. n/k/a Watts Regulator Co. dated August 8, 2008, and for Route 110 (now US Route 221), Project Number S-935 from Mrs. J.F. Ezell by two Deeds to Right of Way dated September 22, 1938.

Upon receiving a request from an adjacent landowner for a parcel created by the relocation of US Route 221, a parcel of land was circulated to the engineering sections and determined to be surplus by the Department. Commission approval to convey the right of way was obtained on May 17, 2012. Therefore, a quitclaim deed conveying approximately 1.1 acres of land to James L. Hodges, Jr. in consideration of $7,000.00 was executed on November 28, 2018.

Road S-1111 (Faile Road), File 46.564, York County – Fifth District

The Department acquired right of way for Road S-1111 under File 46.564 from Carl B. Loflin by Right of Way Easement dated September 24, 1970, from Charles A. Addison Jr. and Doris Marlene Faile Addison by Right of Way Easement dated September 24, 1970, from Charles E. Williams by Right of Way Easement dated September 24, 1970, from Kate W. Murphy by Right of Way Easement dated September 24, 1970, from Henry E. Faile by Ernest G. Faile, Power of Attorney by Right of Way Easement dated September 24, 1970, from Ernest G. Faile by Right of Way Easement dated September 24, 1970, from Franklin B. Starnes and Rose Mary Starnes by Right of Way Easement dated September 24, 1970, from Martin L. Leslie by Right of Way Easement dated September 24, 1970, and from Ernest E. Faile by Right of Way Easement dated September 24, 1970.

Upon request from York County, approval was obtained from the South Carolina Department of Transportation Commission for both the formal removal of Road S-1111 (Faile Road) from the State Highway System and for conveying the right of way of same on October 18, 2018. Therefore, a gratis Quitclaim Deed conveying the right of way of Road S-1111 from Road S-

31(Neely's Creek Road) Northwesterly for a distance of approximately 0.41 of a mile to the end of State maintenance to York County was executed on December 10, 2018.

File No. 17.352 - Road S-449 (W. Earl St.) - Dillon County – Seventh District

The Department acquired right of way for Road S-449 under File 17.352, from the City of Dillon by Letter of Dedication dated November 14, 1963.

A request was received from the adjacent landowner to reduce the right of way on Road S-449 (W. Earl St.) to accommodate a handicap ramp. The engineering sections concurred with relinquishing the property. Secretary of Transportation approval to convey the property was obtained on September 25, 2018. Therefore, a Quitclaim Deed conveying approximately 0.02 of an acre to John Paul Jackson and Donald Jackson in consideration of $200.00 was executed on November 16, 2018.

South Carolina Department of Transportation

SCDOT Commission
Recommendation Transmittal Form

For Commission Meeting of: January 2019

- [ ] APPROVAL
- [ ] RATIFICATION
- [ ] FINDING
- [x] FOR INFORMATION ONLY
- [ ] CUFF ITEM

Initial Commission Approval: N/A

Current STIP/State Plan Page: N/A

Project Ranking Within Category:
N/A

Funding Source:
State

2A

DETAILED DESCRIPTION

Two(2)procurement contracts were approved for award by the Secretary of Transportation for the period of November 1, 2018 through December 31, 2018. The total value of the contracts was $30,653,275.80.

Recommended By: Ernest L. Kirven for J. Darrin Player
Chief Procurement Officer

Deputy Secretary Concurrence:

Kace L. Smith, CPA
Acting Deputy Secretary for
Finance & Administration

James J. Feda, Jr., P.E
Deputy Secretary for
Intermodal Planning

Leland D. Colvin, P.E.
Deputy Secretary for
Engineering

Secretary Approval: Christy A. Hall, P.E.
Secretary of Transportation

Date 1/9/19

Procurement Contracts Over $500,000.00 (Individual or Aggregate) November 1, 2018 - December 31, 2018			
Firm Name	**Contract Amount**	**Description**	**Maximum Term**
Iron City ITS Services J Moore Electrical Contractors Premier Constructors Utility Lines Construction Services	$15,000,000.00	On-Call ITS Repair, Maintenance, Replacement, and Installation. This Invitation to Bid allowed for award to the four lowest offerors.	5 Years
Campbell-Brown, Inc.	$15,653,275.80	Vehicle Warning Lights	5 Years
Total	$30,653,275.80		

SCDOT
South Carolina Department of Transportation

SCDOT Commission
Recommendation Transmittal Form

For Commission Meeting of: January 2019

- [ ] APPROVAL
- [ ] RATIFICATION
- [ ] FINDING
- [x] FOR INFORMATION ONLY
- [ ] CUFF ITEM

Initial Commission Approval: N/A

Current STIP/State Plan Page: N/A

Project Ranking Within Category:
N/A

Funding Source:
Normal Maintenance

2B

DETAILED DESCRIPTION

Fifty-one (51) Emergency Purchase Orders were issued for Hurricane Florence from September 10, 2018 through November 16, 2018. The total value of these Purchase Orders was $4,069,659.77.

Recommended By:

for J. Darrin Player
Chief Procurement Officer

Deputy Secretary Concurrence:

Kace L. Smith, CPA
Acting Deputy Secretary for
Finance & Administration

James J. Feda, Jr., P.E
Deputy Secretary for
Intermodal Planning

Leland D. Colvin, P.E.
Deputy Secretary for
Engineering

Secretary Approval: Date 1/9/19

Christy A. Hall, P.E.
Secretary of Transportation

Emergency PO's Hurricane Florence			
PO # Vendor	Long Description		Totals
4600643434 VETPRIDE SERVICES INC	24/7 RA OPERATIONS - HURRICANE FLORENCE	$	32,781.59
4600661071 FORMS & SUPPLY INC	CARD,MEM,SDHC,PREMIUM,16GB	$	30.22
4600661178 TBP SERVICES INCORPORATED	WATER; SMALL BOTTLES; PALLET	$	124,560.07
4600661316 TBP SERVICES INCORPORATED	COST FOR NON-RETURNED PALLETS	$	982.80
	DELIVERY FOR EMERGENCY WATER	$	2,565.00
4600661330 PROPAC INC	LOT 1 - COTS, FOLDING, CAMPING STYLE	$	514.40
4600661312 SUNBELT RENTALS INC	#2 BANDED 5-WIRE MALE TAIL	$	170.44
	50' #2 BANDED 5-WIRE	$	306.36
	DELIVERY/PICKUP CHARGE	$	701.18
	ENVIRONMENTAL FEE	$	185.54
	GENERATORS FOR FLORENCE MAINT-HURR FLO	$	7,421.68
	HEAVY EQUIP FEE	$	1,184.77
	MOBILIZATION	$	2,373.21
	TRANSPORTATION SURCHARGES	$	112.19
4600661324 UNITED RENTALS NORTH AMERICA	ENVIRONMENTAL SERVICE CHARGE	$	107.70
	MONTHLY RENTAL OF 20T TRACKHOE	$	5,984.22
	SC HEAVY EQUIPMENT RENTAL FEE	$	149.61
4600661388 NATURES CALLING INC	PORTABLE TOILETS - EMERGENCY HURRICANE	$	311,787.05
4600661389 ACCESS PORTABLE TOILETS INC	PORTABLE TOILETS - EMERGENCY - HURRICANE	$	5,836.32
4600661419 NATURES CALLING INC	PORTABLE TOILETS - EMERGENCY HURRICANE	$	45,019.45
4600661559 MANSFIELD OIL COMPANY OF GAINESVILL	3- SPLIT FUEL TRUCKS - DIESEL AND GAS-50	$	189,000.00
4600661747 GRAINGER	POLYETHYLENE - FLOOD CONTROL - #B204	$	2,605.49
	POLYETHYLENE - FLOOD CONTROL - #B64	$	355.96
	POLYETHYLENE - FLOOD CONTROL - #C204	$	7,946.67
	POLYETHYLENE - FLOOD CONTROL - #W204	$	1,544.76
	POLYETHYLENE - FLOOD CONTROL - #W64	$	363.75
	POLYETHYLENE-FLOOD CONTROL - #B64	$	191.67
	POLYETHYLENE-FLOOD-#8135-00-57-96487	$	8,464.99
4600662095 KORMAN SIGNS INC	FREIGHT	$	1,162.67
	6' TYPE III BARRICADES (STUB WELD BASE,	$	56,916.00
4600662017 STAY ALERT SAFETY SERVICES INC	6' TYPE III BARRICADES	$	15,139.32
4600662300 SUNBELT RENTALS INC	DELIVERY CHARGE	$	124.20
	PICKUP CHARGE	$	124.20
	3" DIAPHRAGM PUMP-0430320	$	4,800.61
	3" GAS TRASH PUMP-0430230	$	6,366.61
	3" X 20' SUCTION HOSES	$	1,969.92
	3" X 50' DISCHARGE HOSE	$	1,071.36
	REFUELING FEE	$	101.74
4600662344 SUNBELT RENTALS INC	3" DIAPHRAGM PUMP-0430320	$	253.80
	3" X 20-' SUCTION HOSE	$	44.28
	3" X 50' DISCHARGE HOSE	$	23.76
	3"STRAINER	$	6.48
	SCHERS3- 2.5% HEAVY EQUIPM RENTAL	$	8.22
4600662349 HESCO BASTION INC	TRANSPORTATION OF GOODS AND OTHER FREIGH	$	3,240.00
	POLYETHYLENE - FLOOD CONTROL	$	142,560.00
4600662376 FURR GRADING & PAVING INC	SAND AND GRAVEL;SANDCLAY	$	9,012.19
4600662345 SUNBELT RENTALS INC	3" DIAPHRAGM PUMP-0430320	$	5,890.05
	3" STRAINER	$	155.36
	3" X 20-' SUCTION HOSE	$	1,117.38
	3" X 50' DISCHARGE HOSE	$	599.10

Emergency PO's Hurricane Florence			
PO # Vendor	Long Description		Totals
4600662347 SUNBELT RENTALS INC	3" DIAPHRAGM PUMP-0430320	$	1,336.69
	3" X 20-' SUCTION HOSE	$	263.13
	3" X 50' DISCHARGE HOSE	$	141.03
	3"STRAINER	$	35.79
4600662496 PALMETTO INDUSTRIAL SERVICES INC	TRAVEL FOR PALMETTO STAFF PER AGREEMENT	$	5,478.67
	2-VAC TRUCKS W/ OPERATOR-US 501-24/7	$	231,482.50
	INDUSTRIAL SERVICES	$	50,625.00
4600662594 INFRASTRUCTURE CORPORATION	EMERGENCY PREVENTIVE SERVICES-SOCASTEE	$	123,089.34
4600662758 FLOOD PROTECTION SERVICES	3000 LF OF 36" BARRIER	$	99,000.00
	36" COFFER (4 EA. 30' DCE STARTER DAM)	$	3,960.00
	36" COLLARS	$	3,000.00
	36" DOUBLE CLOSED END (DCE)	$	1,120.00
	48" COFFER (11 EA. 25' DCE STARTER DAMS)	$	15,125.00
	48" COLLARS	$	12,180.00
	48" DOUBLE CLOSED END (DCE)	$	4,400.00
	9000 LF OF 48" BARRIER	$	495,000.00
	HOT SHOT FREIGHT CA	$	15,000.00
	HOT SHOT FREIGHT LA	$	8,265.00
	HOT SHOT FREIGHT TX	$	8,787.00
4600662494 HANSON AGGREGATES INC	1 1/2" CRUSHER RUN - MARLBORO.	$	16,141.35
4600662766 FURR GRADING & PAVING INC	SAND CLAY	$	355.91
4600662596 ND SELLERS SEPTIC TANK SERVICE	PORTABLE TOILETS	$	1,000.00
	PORTABLE TOILETS - DELIVERY FEE	$	125.00
	PORTABLE TOILETS - PICK UP FEE	$	125.00
4600662888 HANSON AGGREGATES INC	CLASS B RIP RAP	$	110,160.00
	CR 14 CRUSHER RUN	$	124,200.12
4600662812 UNITED RENTALS NORTH AMERICA INC	RENTAL OF A 43-49K EXCAVATOR W/BUCKET	$	31,428.00
	RENTAL OF A BULL DOZER-90-100HP	$	27,144.80
	RENTAL OF A SHEEP'S FOOT WITH A 84" ROLL	$	3,537.00
	TRANSPORTATION OF GOODS AND OTHER FREIGH	$	1,296.00
4600663103 SUNBELT RENTALS INC	DELIVERY AND PICK UP OF EQUIPMENT	$	540.00
	RENTAL OF REMOTE CONTROL TRENCH ROLLER	$	10,238.40
	TRANS. SURCHARGE	$	86.40
4600663104 FURR GRADING & PAVING INC	SAND AND GRAVEL..	$	2,901.81
4600663488 GODWIN PUMPS OF AMERICA INC	DELIVERY OF ITEMS LISTED IN LINE ITEM 2	$	900.00
	PICKUP OF ITEMS LISTED IN LINE ITEM 1	$	1,000.00
	PICKUP OF ITEMS LISTED IN LINE ITEM 2	$	635.00
	PICKUP OF ITEMS LISTED IN LINE ITEM 3	$	350.00
	REQUIRED EXTRAS IN LINE ITEM 1 AND 2	$	300.00
	3" & 4" PUMPS AND HOSES-GEORGT.- HUR.FLO	$	16,153.72
	6"PUMPS & HOSES FOR GEORGETOWN - HUR.FLO	$	7,536.50
	LAYFLAT HOSE FOR GEORGETOWN - HUR.FLO	$	1,646.00
	REPAIRED TO DAMAGED UNIT	$	302.25
4600663170 HANSON AGGREGATES INC	SAND CLAY (TO BE HAULED)	$	126,839.86
4600663751 SUNBELT RENTALS	DELIVERY CHARGE	$	550.00
	MOBILIZATION	$	2,800.00
	PICKUP CHARGE	$	550.00
4600663680 GULF COAST AQUA DAMS	3 MEN PER DAY TO INSTALL @ 1000 PER MAN	$	6,211.73
	RD TRIP AIRFARE FOR 3 MEN FROM LA TO SC	$	3,571.75
	SALES TAX - 7% FOR GEORGETOWN	$	15,207.50
	4000 LF OF 48" BARRIER	$	224,916.52

Emergency PO's Hurricane Florence			
PO # Vendor	Long Description		Totals
4600663527 HANSON AGGREGATES INC	RIP RAP - JEFFERSON-PICKUP	$	5,793.19
4600663812 ADVANCED DRAINAGE SYSTEMS INC	36" HDPE DOUBLE WALL CORRUGATED PIPE	$	16,945.20
4600663751 SUNBELT RENTALS	#3 CAMLOCK FEMALE X PIPE BARB FITTING	$	136.08
	#3 CAMLOCK MALE X PIPE BARB FITTING	$	136.08
	4" CROSS TEE	$	155.52
	6" STRAINER	$	49.68
	6" X 50' DISCHARGE HOSE	$	306.72
	6" DIESEL SELF PRIMING SILENT PUMP	$	1,031.40
	6" DIESEL SELF PRIMING TRASH PUMP	$	1,042.20
	6" X 4" REDUCER BAUER	$	90.72
	FUELING CHARGE	$	108.00
	PURCHASED FITTINGS FOR AQUADAMS	$	577.80
4600663832 RAIN FOR RENT	DELIVER AND PICKUP HAULING- 1 EACH@720.	$	1,552.83
	HOSES AND MISC ACCESSORIES AS LISTED	$	10,907.43
	LABOR TO INSTALL UNITS	$	2,217.10
	LABOR TO REMOVE UNITS	$	1,785.75
	RPP OPTIONAL ITEM	$	209.70
4600665055 CHARLESTON RUBBER & GASKET CO INC	6' LAYFLAT DISCHARGE PIPE W/FITTINGS	$	15,920.24
	OVER TIME CHARGES	$	3,000.00
4600665150 GODWIN PUMPS OF AMERICA INC	DELIVERY OF LINE ITEM NO. 1	$	1,095.00
	DELIVERY OF LINE ITEM NO. 6	$	1,375.00
	FRAC TANK. - GEORGETOWN - HURR. FLORENCE	$	367.81
	MISCELLANEOUS EXTRAS FOR LINE ITEM NO. 1	$	1,350.00
	PICKUP OF LINE ITEM NO. 1	$	735.00
	PICKUP OF LINE ITEM NO. 6	$	1,375.00
	LABOR, STANDRD.,OVERT, MILE- LINE ITEM 1	$	4,830.00
	10" PUMP, ENGINE, HOSE, ETC. - GEORGETOW	$	21,966.92
4600665025 PALMETTO INDUSTRIAL SERVICES INC	FUEL SURCHARGE	$	786.25
	SUPPORT TRUCK	$	175.00
	VAC TRUCK RENTAL/CREW	$	6,862.50
	VAC TRUCK RENTAL/CREW OVERTIME	$	825.00
4600665260 PALMETTO PAVING CORP	SURFACING TYPE C - FLORENCE..	$	91.80
4600665784 CR JACKSON INC	SURFACING SURFACE B - FLORENCE..	$	89.64
4600665850 CR JACKSON INC	SURFACING SURFACE B - FLORENCE.	$	24,738.84
4600666499 GULF COAST AQUA DAMS	LODGING AND MEALS 3 PPL @140 PER DAY	$	2,940.00
	MOBILIZATION AND RETURN BY COMPANY TRUCK	$	1,250.00
	TRAVEL DAYS AT $250 PER DAY X 3 PEOPLE	$	1,500.00
	RECOVERY SERVICES- AQUADAM-US17	$	17,500.00
	ROLLING MACHINE @525 PER DAY X 2 MACHINE	$	7,350.00
4600666566 R & G SERVICES INC	FLUSH VALVE, FAUCETS, ETC @ BERKELEY RA	$	3,579.34
4600673575 SOUTHERN ASPHALT INC	US501/US 17- PROJECT LIFELINE	$	277,347.40
4600673576 R E GOODSON CONSTRUCTION CO INC	US501/US 17- PROJECT LIFELINE	$	76,499.07
4600673577 PALMETTO CORP	US501/US 17- PROJECT LIFELINE	$	132,215.00
4600673578 A O HARDEE & SON INC	US501- PROJECT LIFELINE	$	222,024.40
4600673626 A O HARDEE & SON INC	US501- PROJECT LIFELINE-INSTALL	$	377,851.05
	TOTALS	**$**	**4,069,659.77**

South Carolina Department of Transportation

SCDOT Commission
Recommendation Transmittal Form

For Commission Meeting of: January 2019

- [ ] APPROVAL
- [ ] RATIFICATION
- [ ] FINDING
- [x] FOR INFORMATION ONLY
- [ ] CUFF ITEM

Initial Commission Approval: N/A

Current STIP/State Plan Page: N/A

Project Ranking Within Category:
N/A

Funding Source:
N/A

2B

DETAILED DESCRIPTION

Secretary of Transportation approval for the award and execution of emergency contracting services to perform repairs to restore traffic on both S-53 and southbound Interstate 95 in Florence County. There was an immediate need to proceed forward with an emergency design contract due to a traffic incident and resulting damage to the S-53 bridge.

SCDOT followed Section 57-5-1620 of the Code of Laws which allows the Secretary of Transportation the authority to employ consultants without the formalities of advertising in cases of an emergency. SCDOT selected Infrastructure Engineers, Inc. from the list of approved on-call general engineering services firms. This contract has a total value of $7,500.00 and is located in the 7th Congressional District.

Recommended By:

for J. Darrin Player
Chief Procurement Officer

Deputy Secretary Concurrence:

Kace L. Smith, CPA
Acting Deputy Secretary for
Finance & Administration

James J. Feda, Jr., P.E
Deputy Secretary for
Intermodal Planning

Leland D. Colvin, P.E.
Deputy Secretary for
Engineering

Secretary Approval:

Date 1/10/19

Christy A. Hall, P.E.
Secretary of Transportation

South Carolina
Department of Transportation

MEMORANDUM

TO: Christy A. Hall, P.E., Secretary of Transportation

FROM: John Boylston, P.E., Director of Preconstruction LBQ for JDB

Date: December 7, 2018

RE: Emergency Contracting Services for the S-53 Bridge Repair over Interstate 95 in Florence County

Due to the recent traffic incident and resulting damage to the S-53 bridge over Interstate 95 in Florence County, there is an immediate need to perform repairs to restore traffic on both S-53 and southbound Interstate 95. Based on the determination to proceed forward with an emergency design contract, it is recommended that SCDOT negotiate directly with Infrastructure Engineers, Inc. to submit a price proposal to immediately begin the work.

Infrastructure Engineers, Inc. has the necessary resources to deliver the required design under this emergency procurement. Please let me know if you have any questions or would like to discuss further.

Please indicate below as to your concurrence to these recommendations.

Recommended by:

Leland Colvin, P.E.
Deputy Secretary of Engineering

Approved by:

Christy A. Hall, P.E.
Secretary of Transportation

JDB:jgs
ec: Kyle Berry, District Five Engineering Administrator
Tad Kitowicz, FHWA
Andrew T. Leaphart, Chief Engineer for Operations
Randall Young, Chief Engineer for Project Delivery
David Cook, Director of Maintenance

File: Q:\RPG2_PeeDee\Stillwell\Florence I95 emergency repair

South Carolina Department of Transportation

SCDOT Commission
Recommendation Transmittal Form

For Commission Meeting of: January 2019

- [ ] APPROVAL
- [ ] RATIFICATION
- [ ] FINDING
- [x] FOR INFORMATION ONLY
- [ ] CUFF ITEM

Initial Commission Approval: N/A

Current STIP/State Plan Page: N/A

Project Ranking Within Category:
N/A

Funding Source:
Normal Maintenance

2B

DETAILED DESCRIPTION

Six (6) Emergency Purchase Orders were issued for Winter Storm Diego on December 7, 2018. The total value of these Purchase Orders was $126,077.73.

Recommended By: Emmett L. Kinnon for J. Darrin Player
Chief Procurement Officer

Deputy Secretary Concurrence:

Kace L. Smith, CPA
Acting Deputy Secretary for
Finance & Administration

James J. Feda, Jr., P.E
Deputy Secretary for
Intermodal Planning

Leland D. Colvin, P.E.
Deputy Secretary for
Engineering

Secretary Approval: Christy A. Hall, P.E.
Secretary of Transportation

Date 1/10/19

Emergency PO's Winter Storm Diego				
PO #	Vendor	Description		Totals
4600676558	TONYS GARAGE & TOWING SERVICE	On-Call Towing	$	39,168.00
4600676563	MILLERS CONSTRUCTION COMPANY LLC	Moldboards 12' and 14'	$	1,820.78
4600676565	S AND S CONSTRUCTION INC	2 10' Moldboards	$	1,560.47
4600676566	PICKENS CONSTRUCTION	2 12' Moldboards	$	1,621.28
4600676584	DAVIS TOWING LLC	On-Call Towing	$	59,097.60
4600676585	CHEROKEE TOWING	On-Call Towing	$	22,809.60
		Total	$	126,077.73

South Carolina Department of Transportation

SCDOT Commission
Recommendation Transmittal Form

For Commission Meeting of: January 2019

- ☐ APPROVAL
- ☐ RATIFICATION
- ☐ FINDING
- ■ FOR INFORMATION ONLY
- ☐ CUFF ITEM

Initial Commission Approval: N/A

Current STIP/State Plan Page: N/A

Project Ranking Within Category:
N/A

Funding Source:
N/A

2B

DETAILED DESCRIPTION

Secretary of Transportation approval for the award and execution of emergency contracting services to perform inspections on bridges in District Five. There was an immediate need to perform inspections to determine the amount of damage, if any, due to the flooding caused by Hurricane Florence.

SCDOT followed Section 57-5-1620 of the Code of Laws which allows the Secretary of Transportation the authority to employ consultants without the formalities of advertising in cases of an emergency. SCDOT selected Collins Engineers, Inc. from the list of approved on-call general engineering services firms. This contract has a total value of $300,000.00 and is located in the 7th Congressional District.

Recommended By: Madeleine K for

J. Darrin Player
Chief Procurement Officer

Deputy Secretary Concurrence:

Kace L. Smith, CPA
Acting Deputy Secretary for
Finance & Administration

James J. Feda, Jr., P.E
Deputy Secretary for
Intermodal Planning

Leland D. Colvin, P.E.
Deputy Secretary for
Engineering

Secretary Approval: Christy A. Hall, P.E.
Secretary of Transportation

Date 1/10/19

South Carolina
Department of Transportation

MEMORANDUM

TO: Christy A. Hall, P.E. Secretary of Transportation

FROM: J. Darrin Player, Chief Procurement Officer

DATE: September 21, 2018

RE: Request for Emergency Contracting Services for the Inspection of Bridges in District 5

Due to the recent flooding due to Hurricane Florence there is an immediate need to perform inspections on the bridges in District Five to determine the amount of damage, if any, to the affected bridges. Based on the determination to proceed forward with an emergency contract, it is recommended that SCDOT negotiate directly with Collins Engineers, Inc. to submit a price proposal to immediately begin the work.

Collins Engineers, Inc. is a prequalified prime consultant with SCDOT and has the local resources to deliver the required inspections under this emergency procurement. The selected contractor was discussed with Maintenance personnel for concurrence. Please let me know if you have any questions or would like to discuss further.

Please indicate your concurrence to these recommendations.

Recommended By:

for Leland D. Colvin

Leland Colvin, P.E.
Deputy Secretary for Engineering

Approved By:

Christy A. Hall, P.E.
Secretary of Transportation

ec: Tad Kitowicz, FHWA
Andrew T. Leaphart, Chief Engineer for Operations
David Cook, Director of Maintenance

Post Office Box 191
955 Park Street
Columbia, SC 29202-0191

www.scdot.org
An Equal Opportunity
Affirmative Action Employer
855-GO-SCDOT (855-467-2368)

South Carolina Department of Transportation

SCDOT Commission
Recommendation Transmittal Form

For Commission Meeting of: January 2019

- [ ] APPROVAL
- [ ] RATIFICATION
- [ ] FINDING
- [x] FOR INFORMATION ONLY
- [ ] CUFF ITEM

Initial Commission Approval: N/A

Current STIP/State Plan Page: N/A

Project Ranking Within Category:
N/A

Funding Source:
N/A

2B

DETAILED DESCRIPTION

Secretary of Transportation approval for the award and execution of emergency contracting services to perform inspections and related analysis and design on bridges in District Five. There was an immediate need to perform inspections to determine the amount of damage, if any, due to the flooding caused by Hurricane Florence.

SCDOT followed Section 57-5-1620 of the Code of Laws which allows the Secretary of Transportation the authority to employ consultants without the formalities of advertising in cases of an emergency. SCDOT selected Infrastructure Engineers, LLC from the list of approved on-call general engineering services firms. This contract has a total value of $600,000.00 and is located in the 7th Congressional District.

Recommended By:

for J. Darrin Player
Chief Procurement Officer

Deputy Secretary Concurrence:

Kace L. Smith, CPA
Acting Deputy Secretary for
Finance & Administration

James J. Feda, Jr., P.E
Deputy Secretary for
Intermodal Planning

Leland D. Colvin, P.E.
Deputy Secretary for
Engineering

Secretary Approval: Date 1/10/19

Christy A. Hall, P.E.
Secretary of Transportation

South Carolina
Department of Transportation

MEMORANDUM

TO: Christy A. Hall, P.E. Secretary of Transportation

FROM: J. Darrin Player, Chief Procurement Officer

DATE: September 21, 2018

RE: Request for Emergency Contracting Services for the Inspection of Bridges in District 5

Due to the recent flooding due to Hurricane Florence there is an immediate need to perform inspections on the bridges in District Five to determine the amount of damage, if any, to the affected bridges. Based on the determination to proceed forward with an emergency contract, it is recommended that SCDOT negotiate directly with Infrastructure Engineers, LLC to submit a price proposal to immediately begin the work.

Infrastructure Engineers, LLC is a prequalified prime consultant with SCDOT and has the local resources to deliver the required inspections under this emergency procurement. The selected contractor was discussed with Maintenance personnel for concurrence. Please let me know if you have any questions or would like to discuss further.

Please indicate your concurrence to these recommendations.

Recommended By:

Leland Colvin, P.E.
Deputy Secretary for Engineering

Approved By:

Christy A. Hall, P.E.
Secretary of Transportation

ec: Tad Kitowicz, FHWA
Andrew T. Leaphart, Chief Engineer for Operations
David Cook, Director of Maintenance

Post Office Box 191
955 Park Street
Columbia, SC 29202-0191

www.scdot.org
An Equal Opportunity
Affirmative Action Employer
855-GO-SCDOT (855-467-2368)

SCDOT Commission
Recommendation Transmittal Form

For Commission Meeting of: January 2019

- ☐ APPROVAL
- ☐ RATIFICATION
- ☐ FINDING
- ■ FOR INFORMATION ONLY
- ☐ CUFF ITEM

Initial Commission Approval: N/A

Current STIP/State Plan Page: N/A

Project Ranking Within Category:
N/A

Funding Source:
N/A

3A

DETAILED DESCRIPTION

Secretary of Transportation approval for the award and execution of the projects in the regular November 2018 Highway Letting. The letting consisted of Thirty (30) projects. Twenty Nine (29) projects were awarded and One (1) was rejected. The projects recommended for award and execution have a total value of $72,899,445.72.

Recommended By:

Claude R. Ipock, P.E.
Director of Construction

Deputy Secretary Concurrence:

Brian W. Keys, P.E. 30 Nov 18
Deputy Secretary for
Finance & Administration

James J. Feda, Jr., P.E
Deputy Secretary for
Intermodal Planning

Leland D. Colvin, P.E.
Deputy Secretary for
Engineering

Secretary Approval:

Christy A. Hall, P.E.
Secretary of Transportation

Date 12/3/18

NOVEMBER 2018 LETTING SUMMARY

NOVEMBER 2018 LETTING RESULTS

Letting	No. of Contracts	Federal Amount	State Amount	Other Amount	Total Award Amount
Award	29	13,746,148	57,217,384	1,935,914	72,899,446
Reject	1	0	0	0	0
Grand Total	**30**	**13,746,148**	**57,217,384**	**1,935,914**	**72,899,446**

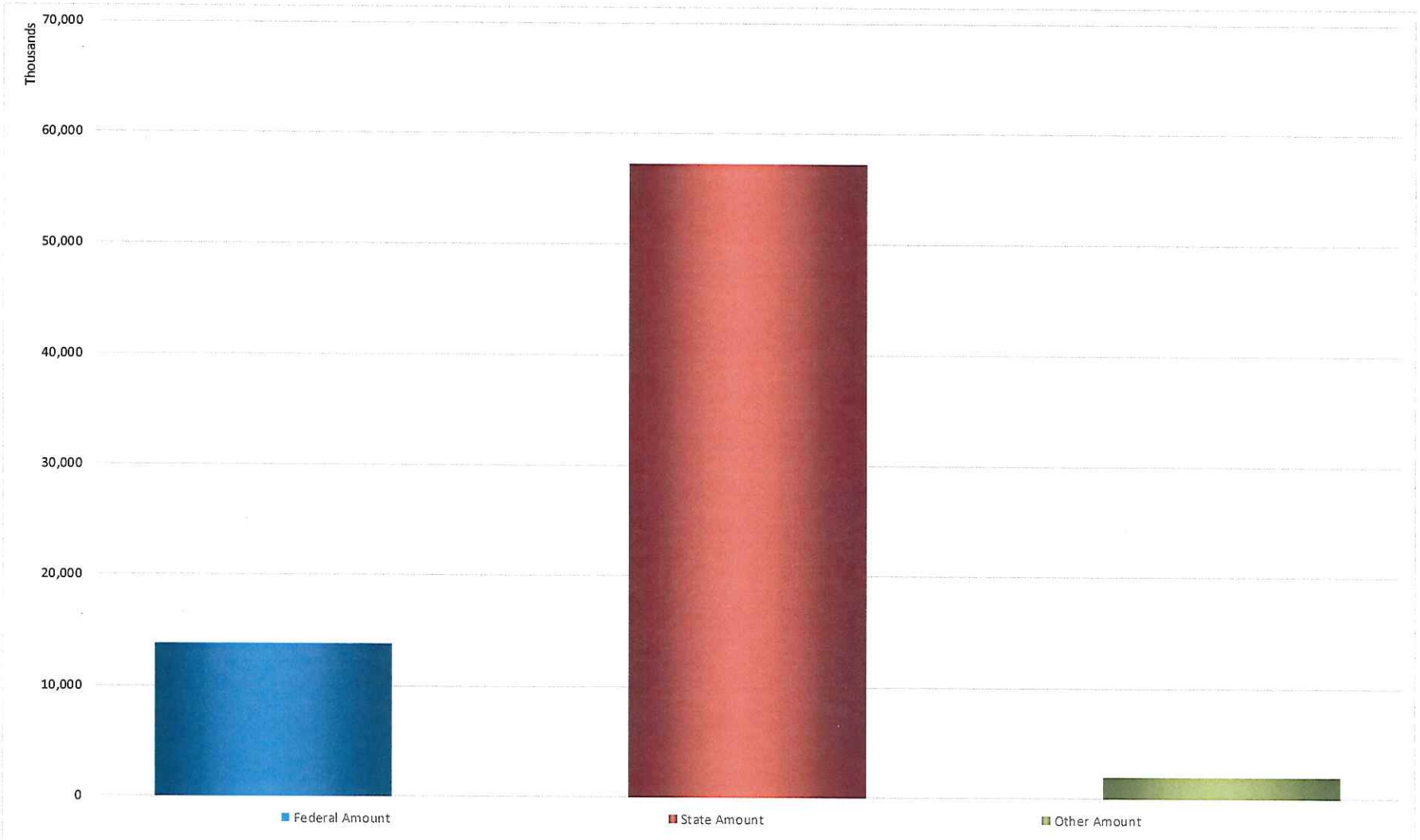

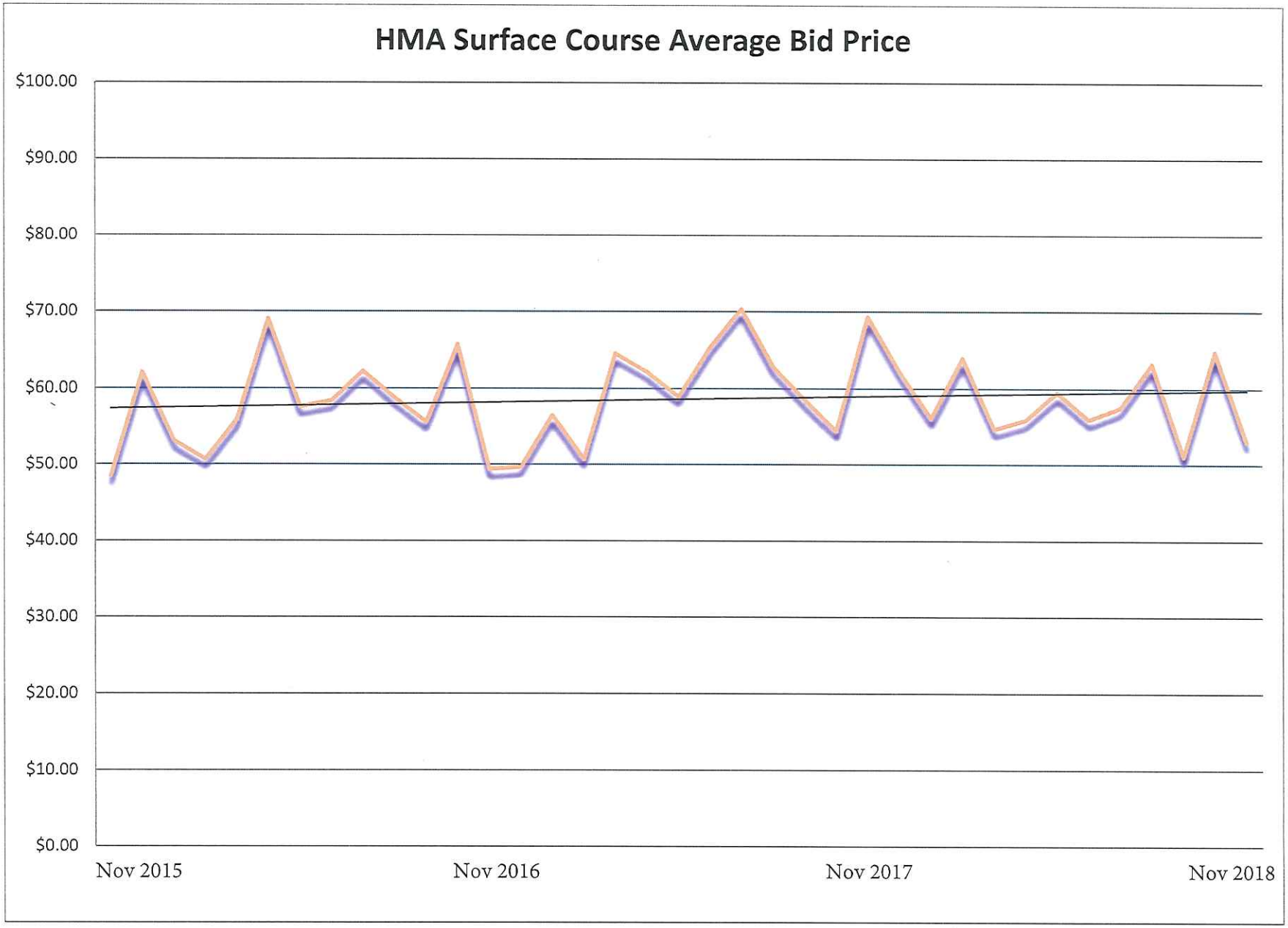
HMA Surface Course Average Bid Price
$100.00
$90.00
$80.00
$70.00
$60.00
$50.00
$40.00
$30.00
$20.00
$10.00
$0.00
Nov 2015
Nov 2016
Nov 2017
Nov 2018

SUMMARY OF RECOMMENDATIONS FOR THIRTY (30) PROJECTS FROM THE REGULAR HIGHWAY LETTING OF NOVEMBER 13, 2018

The following **Twenty Nine (29)** projects are recommended for **AWARD:**

SC FILE NO.	COUNTY	CONGRESSIONAL DISTRICT	MILEAGE	CONTRACTOR	CONTRACT AMOUNT	PROJECT DESCRIPTION
0425552	Anderson	3		DURA MARK, INC.	$ 309,151.27	District - Anderson County Longline paint contract
0849580	Berkeley	1 & 6	3.24	SANDERS BROTHERS CONSTRUCTION COMPANY, INC.	$ 1,631,781.76	District 6 - FDP, Mill, Shld Wdn, Interm, Surf
1025801	Charleston	1 & 6		W. M. ROEBUCK, INCORPORATED	$ 2,354,311.84	District 6 - I-526 Systems and Timings project
1049820	Charleston	1 & 6	3.164	SOUTHERN STATES PAVEMENT MARKINGS, LLC	$ 454,350.00	District 6 - Pavement Markings on US-17/Ravenel Bridge
1349000	Chesterfield	7	5.39	LYNCHES RIVER CONTRACTING, INC.	$ 1,997,597.31	District 4 - Sh. Widening, FDP, Milling, ST - B, ST - C
1450210	Clarendon	6	0.7	PALMETTO CORP. OF CONWAY	$ 178,802.20	District 7 - 2018 Clarendon CTC Resurfacing
2813830	Kershaw	5	4.23	PALMETTO CORP. OF CONWAY	$ 1,277,256.71	District 1 - Safety Section Improvements Kershaw County
3248320	Lexington	2	.96	PEEK PAVEMENT MARKING, LLC	$ 45,682.25	District 1 - B Avenue Bike Lanes
3248420	Lexington	2	1.44	PALMETTO CORP. OF CONWAY	$ 456,450.31	District 1 - S-604 (Jeter R.d/Rawl Rd.) - Lex Co.
3314170	McCormick	3	0.515	UNITED INFRASTRUCTURE GROUP, INC.	$ 4,638,417.82	District 2 - SC 823 Bridge Replacement over Little River
3948600	Pickens	3	14.44	KING ASPHALT, INC.	$ 12,298,375.42	District 3 - Reconstruction/Rehabilitation Pickens

APPROVED

Secretary of Transportation 12/3/18 Date

SC FILE NO.	COUNTY	CONGRESSIONAL DISTRICT	MILEAGE	CONTRACTOR	CONTRACT AMOUNT	PROJECT DESCRIPTION
4249360	Spartanburg	4 & 5	2.15	KING ASPHALT, INC.	$ 921,832.04	District 3 - CTC Resurfacing in Spartanburg County
4446870	Union	5	4.09	KING ASPHALT, INC.	$ 1,027,443.56	District 4 - Safety Improvements S-30 (Union)
4450020	Union	5	1.5	KING ASPHALT, INC.	$ 483,872.16	District 4 - FDP, Milling, HMA
4513900	Williamsburg	6	2.8	PALMETTO CORP. OF CONWAY	$ 913,953.87	District 5 - Safety Section Improvements in Williamsburg Co
4605590	York	5	0.559	CHEROKEE, INC.	$ 1,711,357.82	District 4 - East White Street/ SC 72
4648950	York	5	4.42	LYNCHES RIVER CONTRACTING, INC.	$ 3,571,962.52	District 4 - FDP, Milling, Resurfacing
5149010	Kershaw	5		C. R. JACKSON, INC.	$ 7,081,002.36	District 1 - SHLD WIDEN,FDP,CMRB,RESURFACING
5149930	DISTRICT 1	2, 5 & 6	65.68	ROADSAFE TRAFFIC SYSTEMS, INC.	$ 665,487.75	District 1 - Rumble stripes - Dist 1
5248060	Edgefield	3	12.90	SATTERFIELD CONSTRUCTION COMPANY, INC.	$ 4,359,290.14	District 2 - US 25 Safety Improvements
5248620	Abbeville	3	8.97	SATTERFIELD CONSTRUCTION COMPANY, INC.	$ 4,893,937.31	District 2 - CMRB, FDP, Milling, Resurface, ADA, Loops, GRail
5249940	Abbeville	3	140.53	SOUTHERN STATES PAVEMENT MARKINGS, LLC	$ 1,410,187.83	District 2 - Rumble Strips - District 2
5548890	Abbeville	3	19.64	C. R. JACKSON, INC.	$ 8,754,078.86	District 5 - Shd. pave, Var. & Unif. Mill, CMRB, Surface B, C, & D, & ADA
5549510	DISTRICT5	6 & 7	46.0	SOUTHERN STATES PAVEMENT MARKINGS, LLC	$ 413,425.00	District 5 - 2018 Pavement Markings - District 5

APPROVED

Secretary of Transportation 12/3/18 Date

SC FILE NO.	COUNTY	CONGRESSIONAL DISTRICT	MILEAGE	CONTRACTOR	CONTRACT AMOUNT	PROJECT DESCRIPTION
5649520	DISTRICT6	1 & 6	39.0	SOUTHERN STATES PAVEMENT MARKINGS, LLC	$ 302,095.00	District 6 - 2018 Pavement Markings - District 6
5649910	DISTRICT6	1 & 6	77.73	SOUTHERN STATES PAVEMENT MARKINGS, LLC	$ 744,018.88	District 6 - Rumble Strips District 6
5749050	Barnwell	2	28.83	C. R. JACKSON, INC.	$ 8,998,568.44	District 7 - Shld. pav., unif. & var mill, shld. mix, Surface B, C, & D
5749170	DISTRICT7	2 & 6	80.57	SOUTHERN STATES PAVEMENT MARKINGS, LLC	$ 739,535.29	District 7 - Rumble Strips - District 7
5749530	DISTRICT7	2 & 6	46	SOUTHERN STATES PAVEMENT MARKINGS, LLC	$ 265,220.00	District 7 - 2018 Pavement Markings - Districts 7

The following **One (1)** project was recommended for **REJECTION** of all bids:

SC FILE NO.	COUNTY	CONGRESSIONAL DISTRICT	MILEAGE	CONTRACTOR	CONTRACT AMOUNT	PROJECT DESCRIPTION
3805391	Orangeburg	2 & 6	0.56	DILLARD EXCAVATING COMPANY, INC.	$ 436,558.81	District 7 - I-26 EB/WB OVER SC 33 & CSX RR BRIDGE REHABILITATION

NOTE: This project did not meet criteria for award.

APPROVED

Secretary of Transportation 12/3/18 Date

SCDOT
South Carolina Department of Transportation

SCDOT Commission
Recommendation Transmittal Form

For Commission Meeting of: January 2019

- [ ] APPROVAL
- [ ] RATIFICATION
- [ ] FINDING
- [x] FOR INFORMATION ONLY
- [ ] CUFF ITEM

Initial Commission Approval: N/A

Current STIP/State Plan Page: N/A

Project Ranking Within Category:
N/A

Funding Source:
N/A

3A

DETAILED DESCRIPTION

Secretary of Transportation approval for the award and execution of the projects in the regular December 2018 Highway Letting. The letting consisted of Thirty One (31) projects. Twenty Two (22) projects were awarded, Eight (8) were rejected and One (1) received no bids. The projects recommended for award and execution have a total value of $86,040,272.74.

Recommended By:

Claude R. Ipock, P.E.
Director of Construction

Deputy Secretary Concurrence:

Kace L. Smith, CPA
Acting Deputy Secretary for
Finance & Administration

James J. Feda, Jr., P.E.
Deputy Secretary for
Intermodal Planning

Leland D. Colvin, P.E.
Deputy Secretary for
Engineering

Secretary Approval:

Christy A. Hall, P.E.
Secretary of Transportation

Date 1/9/19

DECEMBER 2018 LETTING SUMMARY

DECEMBER 2018 LETTING RESULTS

Letting	No. of Contracts	Federal Amount	State Amount	Other Amount	Total Award Amount
Award	22	54,528,548	28,253,255	3,258,470	86,040,273
Reject	8	0	0	0	0
No Bids Received	1	0	0	0	0
Grand Total	**31**	**54,528,548**	**28,253,255**	**3,258,470**	**86,040,273**

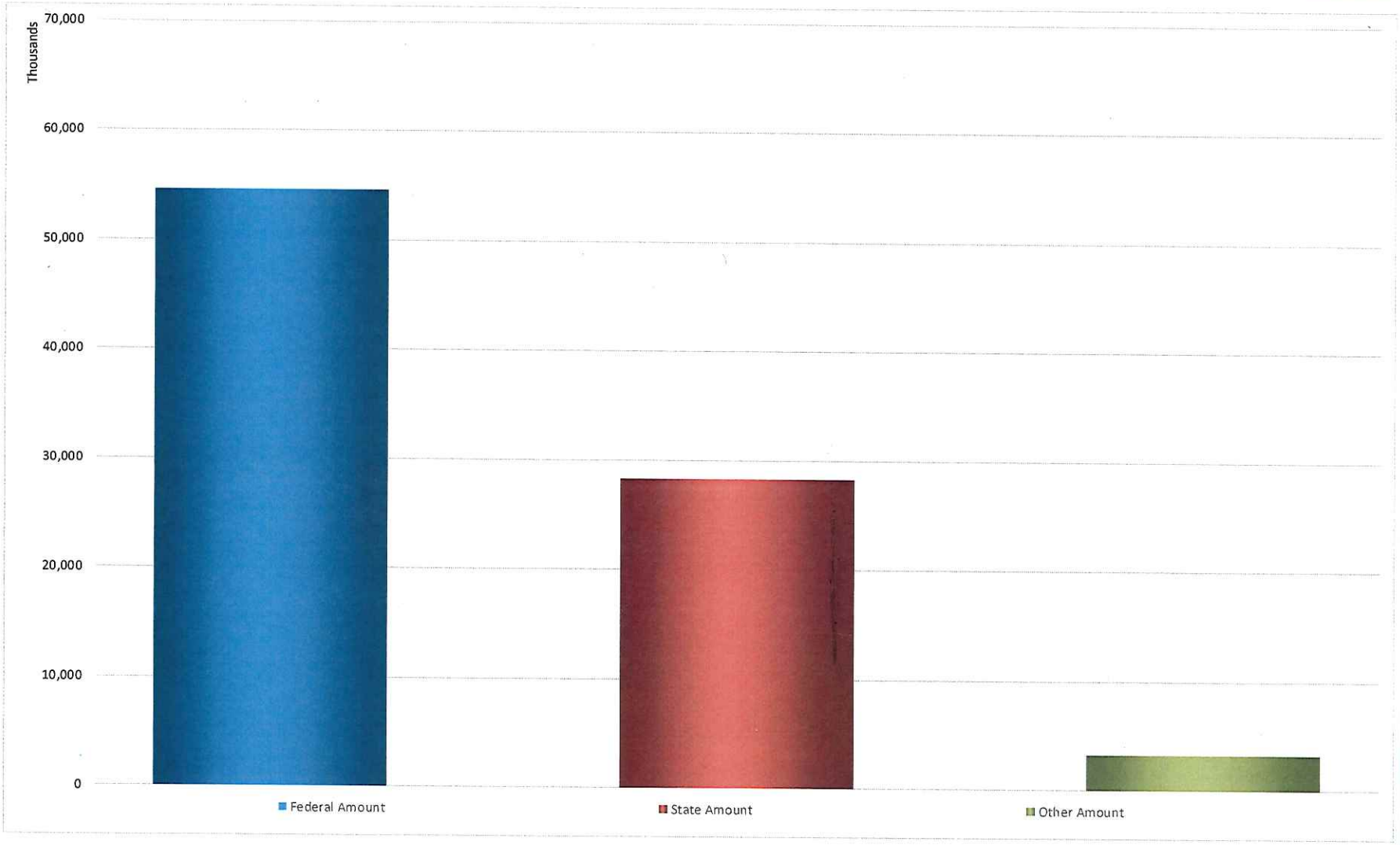

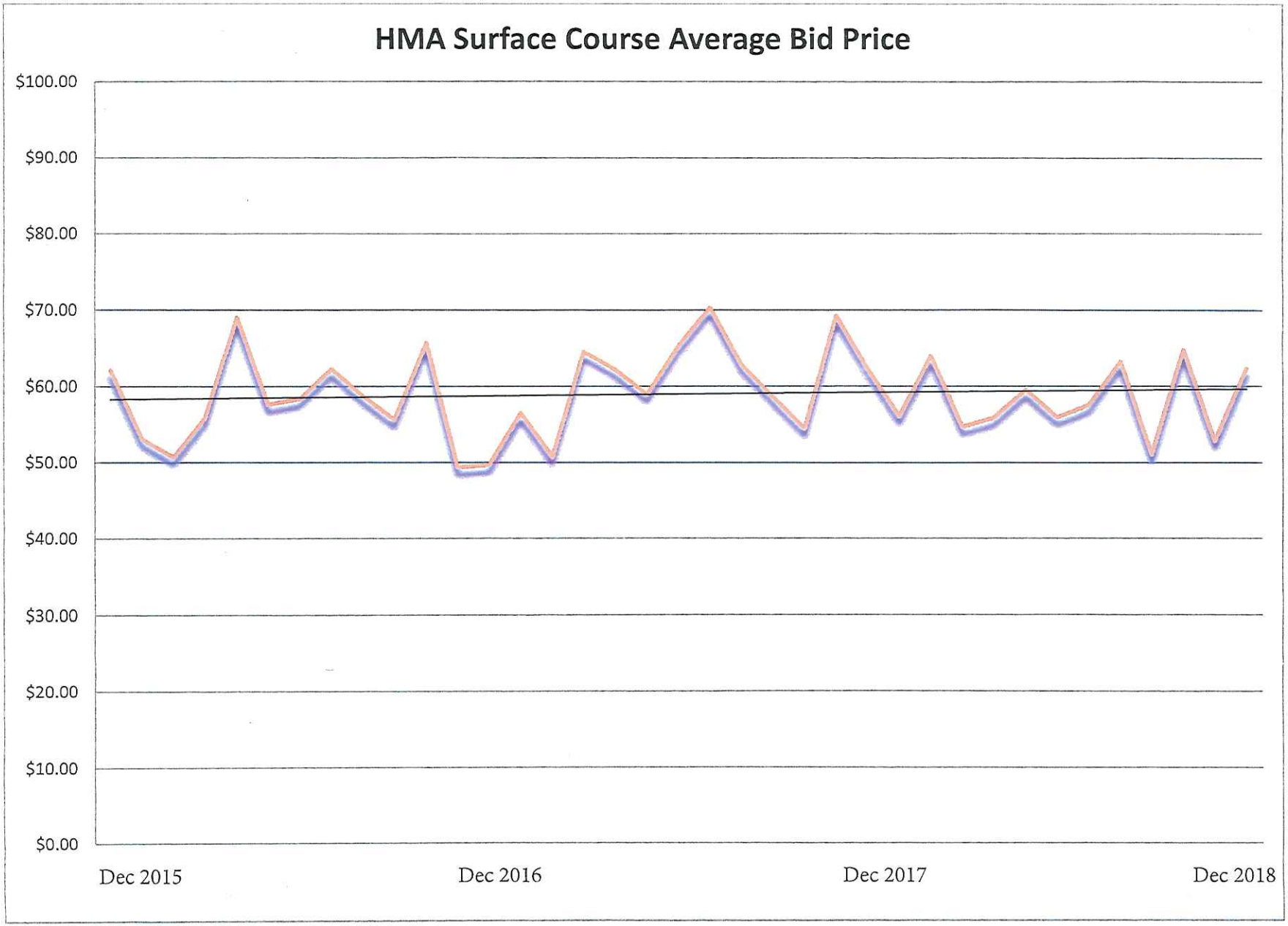
HMA Surface Course Average Bid Price
$100.00
$90.00
$80.00
$70.00
$60.00
$50.00
$40.00
$30.00
$20.00
$10.00
$0.00
Dec 2015
Dec 2016
Dec 2017
Dec 2018

SUMMARY OF RECOMMENDATIONS FOR THIRTY ONE (31) PROJECTS FROM THE REGULAR HIGHWAY LETTING OF DECEMBER 11, 2018

The following **Twenty Two (22)** projects are recommended for **AWARD:**

SC FILE NO.	COUNTY	CONGRESSIONAL DISTRICT	MILEAGE	CONTRACTOR	CONTRACT AMOUNT	PROJECT DESCRIPTION
0250600	Aiken	2	4.71	SATTERFIELD CONSTRUCTION COMPANY, INC.	$ 877,112.17	District 7 - 2018 Aiken County CTC Resurfacing
0808120	Berkeley	1 & 6	6.335	BANKS CONSTRUCTION COMPANY	$ 51,349,749.73	District 6 - S-16 (Jedburg Rd) Interchange Improvements
0810260	Berkeley	1 & 6	0.189	CAROLINA BRIDGE CO., INC.	$ 2,525,692.80	District 6 - S-791 Bridge Replacement over North Mulberry Creek
1110770	Cherokee	5	0.287	FIRST CONSTRUCTION MANAGEMENT, LLC	$ 236,467.69	District 4 - Limestone College-Griffith Street Sidewalk Improvements
1450320	Clarendon	6	13.85	STRAWSER CONSTRUCTION, INC.	$ 1,185,088.73	District 7 - 2019 FDP; Micro Surfacing;Pvmt mark; GRail
1850430	Dorchester	1 & 6	2.06	BANKS CONSTRUCTION COMPANY	$ 1,791,682.53	District 6 - FDP, Shld Wdn, Mill, Intrm, Surf
2048790	Fairfield	5	2.26	PALMETTO CORP. OF CONWAY	$ 174,401.74	District 4 - Chip Seal, Full-Depth Patching, Pavement Markings
2389810	Greenville	3 & 4	0.602	GLF CONSTRUCTION CORPORATION	$ 5,592,320.00	District 3 - S-272 Bridge Replacement
2448550	Greenwood	3	0.90	SATTERFIELD CONSTRUCTION COMPANY, INC.	$ 542,381.42	District 2 - Resurface of S-131 in Greenwood Co
2948070	Lee	5	11.3	LYNCHES RIVER CONTRACTING, INC.	$ 8,681,954.91	District 1 - US 521 Safety Improvements
3250070	Lexington	2	7.65	SLOAN CONSTRUCTION, A DIV. OF REEVES CONSTRUCTION COMPANY	$ 286,263.28	District 1 - CHIP SEAL,FDP,PAVEMENT MARKINGS

APPROVED

Secretary of Transportation 1/9/19 Date

SC FILE NO.	COUNTY	CONGRESSIONAL DISTRICT	MILEAGE	CONTRACTOR	CONTRACT AMOUNT	PROJECT DESCRIPTION
4050520	Richland	2 & 6	16.66	PEEK PAVEMENT MARKING, LLC	$ 336,523.00	District 1 - I-20 Epoxy Pavement Markings
4215020	Spartanburg	4 & 5	.133	SLOAN CONSTRUCTION, A DIV. OF REEVES CONSTRUCTION COMPANY	$ 192,848.53	District 3 - Intersection Improvements - SC 14 @ I-26 EB/WB Ramps
4350530	Sumter	5 & 6	6.64	STRAWSER CONSTRUCTION, INC.	$ 1,095,016.16	District 1 - MICROSURFACE,FDP,PVMT MARKINGS
5208370	Edgefield	3	0.414	CAROLINA BRIDGE CO., INC.	$ 4,836,491.35	District 2 - S-68 (Key Road) Bridge Replacement over Turkey Creek
5249420	Abbeville	3	6.16	F & R ASPHALT, INC.	$ 522,930.55	District 2 - 2019 Chip Seal - Single and Double Treatment, STC, STd
5249460	Laurens	3	8.81	SATTERFIELD CONSTRUCTION COMPANY, INC.	$ 694,602.82	District 2 - Asphalt Surface Treatment, FDP
5249550	McCormick	3	6.18	SATTERFIELD CONSTRUCTION COMPANY, INC.	$ 524,528.25	District 2 - 2019 Chip Seal - Single Treatment, FDP, STD
5249900	Abbeville	3	5.05	SLURRY PAVERS, INC.	$ 777,146.40	District 2 - 2019 FDP and Microsurfacing
5450680	Lancaster	5	5.4	WSH CONSTRUCTION, INC.	$ 210,170.60	District 4 - District 4 Catch Basin Repair
5584180	Darlington	7	0.863	PALMETTO CORP. OF CONWAY	$ 3,273,296.31	District 5 - S-49 BRIDGE OVER HIGH HILL CREEK
5650480	Berkeley	1 & 6	17.89	J. MOORE ELECTRICAL CONTRACTORS, INC.	$ 333,603.77	District 6 - I-26 Resigning - Berkeley/Dorchester County

APPROVED

Secretary of Transportation 1/9/19 Date

The following **Eight (8)** projects were recommended for **REJECTION** of all bids:

SC FILE NO.	COUNTY	CONGRESSIONAL DISTRICT	MILEAGE	CONTRACTOR	CONTRACT AMOUNT	PROJECT DESCRIPTION
5150550	Richland	2 & 6	6.38	SLURRY PAVERS, INC.	$ 931,720.46	District 1 - MICROSURFACE,FDP,ADA RAMPS
NOTE: This project did not meet criteria for award.						
5349020	Greenville	3 & 4	7.27	SLURRY PAVERS, INC.	$ 741,445.22	District 3 - Microsurface
NOTE: This project did not meet criteria for award.						
5349220	Oconee	3	13.20	SLURRY PAVERS, INC.	$ 1,392,992.48	District 3 - Microsurface
NOTE: This project did not meet criteria for award.						
5448760	Cherokee	5	5.66	SLURRY PAVERS, INC.	$ 591,055.66	District 4 - Microsurface
NOTE: This project did not meet criteria for award.						
5448780	Chester	5	7.21	SLURRY PAVERS, INC.	$ 909,621.35	District 4 - Micro; Unif. Mill; STB; STE; FD Patch
NOTE: This project did not meet criteria for award.						
5448810	Chesterfield	7	4.01	SLURRY PAVERS, INC.	$ 450,381.37	District 4 - Micro, Unif Mill, STB, STE, FD Patch, Ped Ramps and SW
NOTE: This project did not meet criteria for award.						
5750160	Calhoun	6	4.03	SLURRY PAVERS, INC.	$ 539,505.07	District 7 - 2019 Micr surface, Pvmt Markings, GRail
NOTE: This project did not meet criteria for award.						
5750540	Allendale	6	12.54	SLURRY PAVERS, INC.	$ 1,427,195.98	District 7 - 2019 FDP, Micro Surfacing
NOTE: This project did not meet criteria for award.						

APPROVED

Secretary of Transportation 1/9/19 Date

The following **One (1)** project **DID NOT RECEIVE** any bids						
SC FILE NO.	**COUNTY**	**CONGRESSIONAL DISTRICT**	**MILEAGE**	**CONTRACTOR**	**CONTRACT AMOUNT**	**PROJECT DESCRIPTION**
5650440	Charleston	1 & 6	0.253	NO BIDS		District 6 - Median Improvements

APPROVED

1/9/19

Secretary of Transportation Date

Intentionally Left Blank

South Carolina Department of Transportation

SCDOT Commission
Recommendation Transmittal Form

For Commission Meeting of: January 2019

- [ ] APPROVAL
- [ ] RATIFICATION
- [ ] FINDING
- [x] FOR INFORMATION ONLY
- [ ] CUFF ITEM

Initial Commission Approval: _____

Current STIP/State Plan Page: _____

Project Ranking Within Category: _____

Funding Source: _____

DETAILED DESCRIPTION

In accordance with Act 114, Section 57-1-490(C), the Legislative Audit Council shall contract for an independent performance and compliance audit of the Department's Finance and Administration Division, Mass Transit Division, and the Construction Engineering and Planning Division. MGT of America, Inc. performed the audit and provided recommendation 2-3 "The SCDOT should provide a report to the Commission of all material change orders - those that exceed a set dollar or percentage value."

3D

Recommended By:

Claude R. Ipock, P. E.
Director of Construction

Deputy Secretary Concurrence:

Kace L. Smith, CPA
Acting Deputy Secretary for
Finance & Administration

James J. Feda, Jr., P.E
Deputy Secretary for
Intermodal Planning

Leland D. Colvin, P.E.
Deputy Secretary for
Engineering

Secretary Approval:

Christy A. Hall, P.E.
Secretary of Transportation

Date 12/20/18

Change Orders over $250,000
November 2018

File Number **1412170** | **Project Number** **P030959**

2017 I-95 Preservation – Clarendon County

C. R. JACKSON, INC. | **Total Bid Amount** **$19,939,449.65**

Change Order **002** | **Change Order Amount** **$965,732.35**

Contract Extension

Remarks:

This change order is to extend the current project to include I-95 from MP 114.17 to MP 119.4 Northbound and MP 119.4 to MP 114.14 Southbound. The extension request was approved by the SCDOT Commission in the September meeting. This change order overruns the original contract amount by 4.84% and the funding was secured through the Director of Maintenance Office.

Change Orders over $250,000
November 2018

File Number **2182290** | **Project Number** **038191A**

SC 51 Widening Section I & II – Florence County

PALMETTO CORP. OF CONWAY | **Total Bid Amount** **$48,793,927.28**

Change Order **018** | **Change Order Amount** **$351,768.03**

Plan Revision

Remarks:

This change order was necessary to incorporate a plan revision that added a reinforced box culvert. As a result of the storm events in the fall of 2015 and 2016, it was determined that additional drainage features were required. This change order incorporates the items and quantities needed for the construction of an additional reinforced box culvert. This change order overruns the original contract amount by 0.72% and the funding was secured through the Director of Preconstruction Office.

Change Orders over $250,000
November 2018

File Number **3948130** **Project Number** **P037242,**
Resurfacing/Reconstruction -Pickens County
KING ASPHALT, INC. **Total Bid Amount** **$2,290,905.14**
Change Order 001 **Change Order Amount** **$296,853.00**
Extension

Remarks:

This change order is for the extension of SC 8 for an additional 0.44 miles from Rice Rd., MM 6.55, to Mulberry Rd., MM 6.11. This extension was approved by the Pickens County CTC on September 18, 2018. The extension was also approved by the SCDOT Commission in the October 2018 meeting. This change order overruns the original contract amount by 12.96% and the funding was verified through the Director of Preconstruction Office.

Change Orders over $250,000
November 2018

File Number **5485020** **Project Number** **BR88056**
SC 9 Bridge Replacements-Chester & Union Counties
CROWDER CONSTRUCTION COMPANY **Total Bid Amount** **$21,682,415.00**
Change Order 019 **Change Order Amount** **$518,365.00**
Additional Quantities

Remarks:

This change order is needed to add funding for the overruns in foundation work on the Broad River Bridge in Lockhart. The drilled shaft along bent 4 encountered solid, dense, hard rock at a much higher elevation than shown in the boring logs. As a result, the drilled shaft with rock excavation quantities have significantly overrun. This change order will overrun the original contract amount by 2.39% and the funding was verified through the Director of Preconstruction Office.

Change Orders over $250,000
November 2018

File Number **5485020** **Project Number** **BR88056**

SC 9 Bridge Replacements - Chester & Union Counties

CROWDER CONSTRUCTION COMPANY **Total Bid Amount** **$21,682,415.00**

Change Order 023 **Change Order Amount** **$369,633.00**

Additional Quantities

Remarks:

This change order is needed to add funding for the overruns in foundation work on the Broad River Bridge in Lockhart. The drilled shafts along bent 3 encountered solid, dense, hard rock at a much higher elevation than shown in the boring logs. As a result, the drilled shaft with rock excavation quantities have significantly overrun. This change order will overrun the original contract amount by 1.70% and the funding was verified through the Director of Preconstruction Office.

12 Month On-Budget Summary

Completed Projects**

December 1, 2017 - November 29, 2018

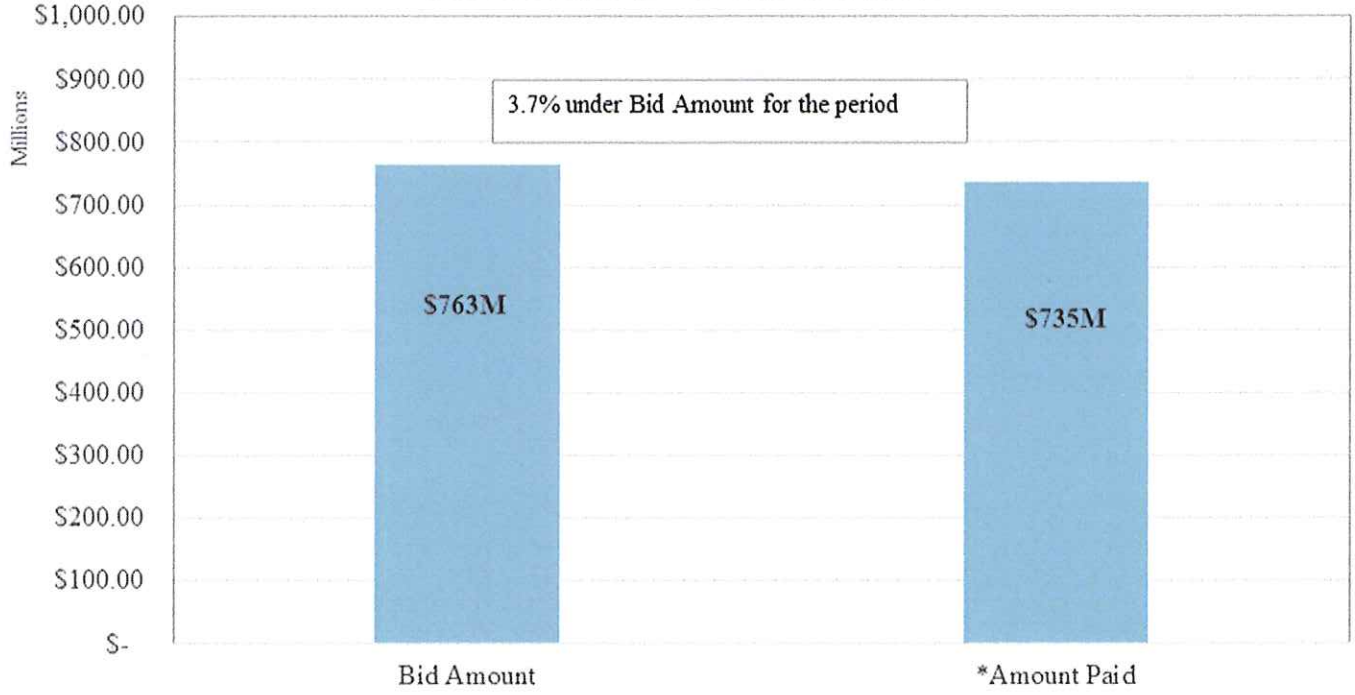

* Amount paid includes: Change Orders plus Line Item Adjustments (Fuel, liquid binder, incentives, disincentives, etc.) minus Contract Extensions
** Includes contracts in SCDOT's name

As of 11/29/18
Source: DOC

12 Month Construction On-Time by Number of Contracts
Substantial Work Completed: November 1, 2017 to November 29, 2018

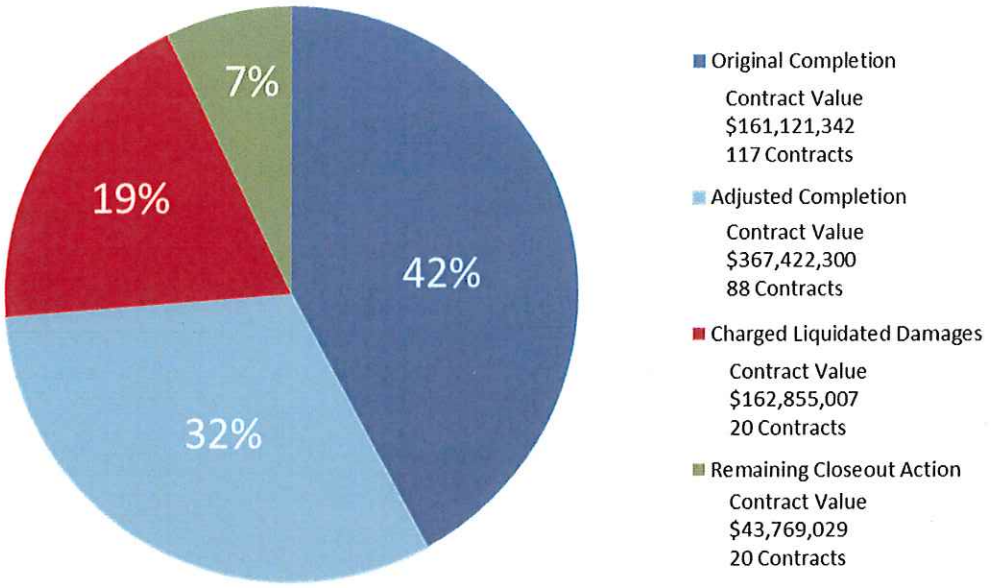

Notes:
Graph percentages are based on the number of contracts
Includes contracts only in SCDOT's name

As of 11/29/18
Source: DOC

Intentionally Left Blank

South Carolina Department of Transportation

SCDOT Commission
Recommendation Transmittal Form

For Commission Meeting of: January 2019

- ☐ APPROVAL
- ☐ RATIFICATION
- ☐ FINDING
- ■ FOR INFORMATION ONLY
- ☐ CUFF ITEM

Initial Commission Approval: _____

Current STIP/State Plan Page: _____

Project Ranking Within Category: _____

Funding Source: _____

DETAILED DESCRIPTION

In accordance with Act 114, Section 57-1-490(C), the Legislative Audit Council shall contract for an independent performance and compliance audit of the Department's Finance and Administration Division, Mass Transit Division, and the Construction Engineering and Planning Division. MGT of America, Inc. performed the audit and provided recommendation 2-3 "The SCDOT should provide a report to the Commission of all material change orders - those that exceed a set dollar or percentage value."

3D

Recommended By:

Claude R. Ipock, P. E.
Director of Construction

Deputy Secretary Concurrence:

Kace L. Smith, CPA
Acting Deputy Secretary for
Finance & Administration

James J. Feda, Jr., P.E
Deputy Secretary for
Intermodal Planning

Leland D. Colvin, P.E.
Deputy Secretary for
Engineering

Secretary Approval:

Christy A. Hall, P.E.
Secretary of Transportation

Date 1/9/19

Change Orders over $250,000
December 2018

File Number **2425960** **Project Number** **P032508 & P032509**

Non-Interstate NHS & FA Secondary Pavement Program –Greenwood County

SATTERFIELD CONSTRUCTION COMPANY, INC. **Total Bid Amount** **$3,918,912.45**

Change Order 001 **Change Order Amount** **$342,793.50**

Rural Road Safety Program Widening and Markings

Remarks:

This change order is to incorporate safety improvements from the rural roads safety program. Specifically, adding pavement markings and additional shoulder pavement along 2.80 miles of US 221 in Greenwood County. This section will start at the end of the curb and gutter (near BMP:19.8) to the end of the project, SC-246 intersection (EMP:22.6). This change order overruns the original contract amount by 8.75% and the funding was secured through the Director of Traffic office.

Change Orders over $250,000
December 2018

File Number **4088830** **Project Number** **P027002**

I-77 Widening & Rehab (MM 15-27) -- Richland County

ARCHER WESTERN CONSTRUCTION, LLC **Total Bid Amount** **$88,399,000.00**

Change Order 002 **Change Order Amount** **$3,310,732.20**

Additional Scope

Remarks:

This change order is to add scope and quantities for the rehabilitation of the EB & WB S-52 (Killian Road) bridges over I-77 at Exit 22. The bridges are located within the currently active I-77 Widening and Rehabilitation Design-Build Project. The interstate design-build project consists of constructing new travel lanes, median shoulder, widening of ten interstate bridges between mile marker 15 (Percival Road) to mile marker 22 (Killian Road), and the rehabilitation of the Southbound travel lanes from mile marker 22 to mile marker 27 (Blythewood Road). This change order overruns the original contract amount by 3.75% and the funding was secured through the Director of Preconstruction office.

12 Month On-Budget Summary

Completed Projects**

January 1, 2018 - December 28, 2018

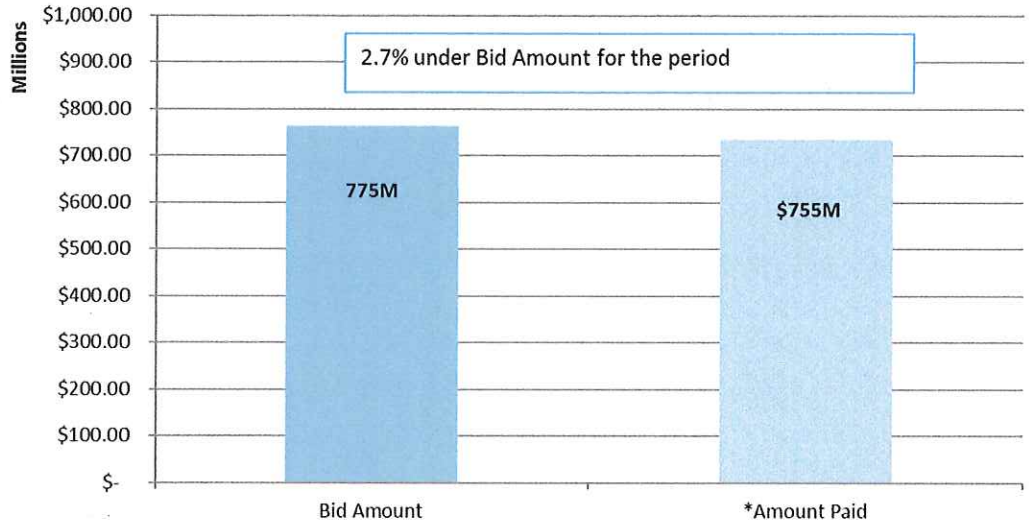

As of 12/28/18
Source: DOC

*Amount paid includes: Change Orders plus Line Item Adjustments (fuel, liquid binder, incentives, disincentives, etc.) minus Contract Extensions
**Includes contracts only in SCDOT's name

12 Month Construction On-Time by Number of Contracts
Substantial Work Completed: January 1, 2018 to December 28, 2018

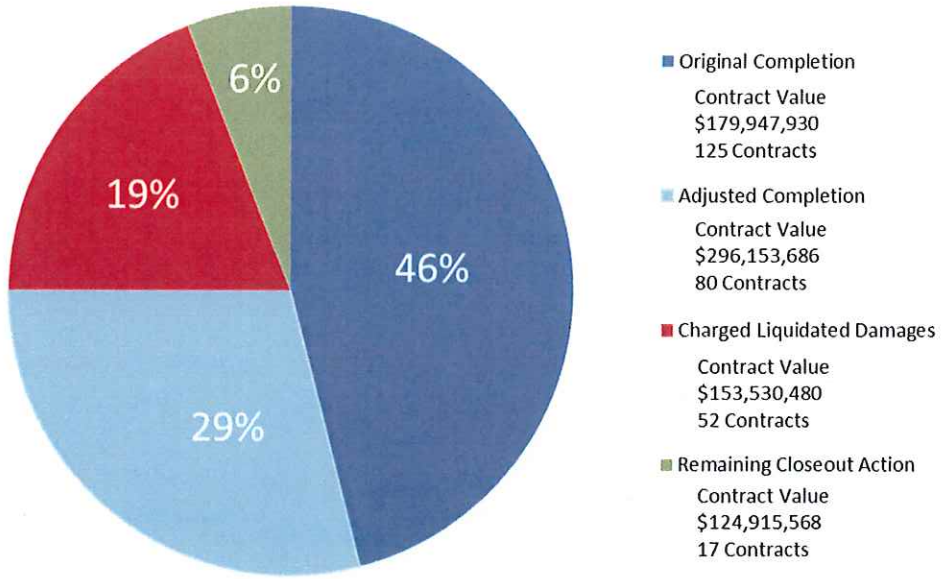

Notes:
Graph percentages are based on the number of contracts
Includes contracts only in SCDOT's name

As of 12/28/18
Source: DOC

Intentionally Left Blank

South Carolina Department of Transportation

SCDOT Commission
Recommendation Transmittal Form

For Commission Meeting of: January 2019

- [ ] APPROVAL
- [ ] RATIFICATION
- [ ] FINDING
- [x] FOR INFORMATION ONLY
- [ ] CUFF ITEM

Initial Commission Approval: N/A

Current STIP/State Plan Page: N/A

Project Ranking Within Category:
N/A

Funding Source:
N/A

DETAILED DESCRIPTION

Secretary of Transportation approval for the award and execution of the emergency contract for bridge deck repairs to the SC 183 bridge over Saluda River in Greenville and Pickens Co.
SCDOT followed Section 57-5-1620 of the Code of Laws which allows the Secretary of Transportation the authority to employ contractors without the formalities of advertising in cases of an emergency. SCDOT contacted three contractors with resources readily available to deliver the required work under this emergency procurement. These firms submitted price proposals to expeditiously repair this bridge. GLF Construction Corp. was the lowest price proposal and was selected to begin work on these repairs.
This project has a total value of $533,900.00 and is located in the 3rd and 4th Congressional Districts.

3E

Recommended By:

Claude R. Ipock, P.E.
Director of Construction

Deputy Secretary Concurrence:

Kace L. Smith, CPA
Acting Deputy Secretary for
Finance & Administration

James J. Feda, Jr., P.E
Deputy Secretary for
Intermodal Planning

Leland D. Colvin, P.E.
Deputy Secretary for
Engineering

Secretary Approval:

Christy A. Hall, P.E.
Secretary of Transportation

Date 12/20/18

South Carolina
Department of Transportation

MEMORANDUM

TO: Christy Hall, Secretary of Transportation

FROM: Stephanie Jackson-Amell, District Engineering Administrator

DATE: October 17, 2018

RE: Request for Emergency Contracting Services for bridge deck patching in both directions on SC-183 over Saluda River in Greenville County

Greenville Maintenance was recently notified of a hole in the SC-183 bridge deck over Saluda River in Greenville County. Upon investigation, severe cracking has been found on the bottom side of the deck throughout the deck in both directions. Temporary repairs were made to the hole by the use of a steel plate and asphalt. However, due to the high traffic volumes of this primary route the road remains open. If this patching is not performed soon, this road will be closed to all traffic, which will require a lengthy detour. SC-183 (Farrs Bridge Rd.) is rural minor arterial primary route with an ADT of 14,400 and 6% truck traffic. The detour length is 9.75 miles. The repair of this deck is beyond the capability of the Department's maintenance forces.

In accordance with ED 35 and in an effort to repair this route as quickly as possible, it is recommended that qualified contractors capable of performing this type of work and able to mobilize immediately be contacted to bid on the repair of this bridge deck. This type of project approach will allow for the most expeditious repair, with the least disruptions to the vehicular traffic and inconvenience to the public.

Please indicate below as to your concurrence to these recommendations.

Emergency Procurement:

Recommended By:

Andrew T. Leaphart, P.E.
Chief Engineer of Operations

Recommended By:

Leland Colvin, P.E.
Deputy Secretary for Engineering

Approved By:

Christy A. Hall, P.E.
Secretary of Transportation

ec: Claude Ipock, Director of Construction
David Cook, Director of Maintenance

South Carolina
Department of Transportation

MEMORANDUM

TO: Christy A. Hall, P.E., Secretary of Transportation

FROM: Claude Ipock, P.E., Director of Construction

Date: November 29, 2018

RE: SC 183 Emergency Bridge Deck Rehabilitation over Saluda River
Greenville/Pickens County

As a result of a recent repair of a hole in the SC 183 bridge deck over Saluda River in Greenville/Pickens County our local maintenance forces discovered severe cracking on the bottom side of this deck in both directions throughout the entire bridge length. It was determined that this work is beyond the capability of our local forces. It is recommended that SCDOT request the following contractors to submit price proposals for these emergency repairs; Sloan Construction, a Div. of Reeves Construction Company, United Infrastructure Group Inc., GLF Construction Corporation, and Lee Construction Company of the Carolinas, Inc. These four contractors have the available resources to deliver the required repairs under this emergency procurement. In addition, the selected contractors have successfully completed numerous past contracts in South Carolina. Please let me know if you have any questions or would like to discuss further.

Please indicate below as to your concurrence to these recommendations.

Recommended by:

Leland Colvin, P.E.
Deputy Secretary of Engineering

Approved by:

Christy A. Hall. P.E.
Secretary of Transportation

CRI:ntw
ec: Stephanie Amell-Jackson, District Three Engineering Administrator

File: Const/EmgProc

Intentionally Left Blank

South Carolina Department of Transportation

SCDOT Commission
Recommendation Transmittal Form

For Commission Meeting of: January 2019

- [ ] APPROVAL
- [ ] RATIFICATION
- [ ] FINDING
- [x] FOR INFORMATION ONLY
- [ ] CUFF ITEM

Initial Commission Approval: N/A

Current STIP/State Plan Page: N/A

Project Ranking Within Category:
N/A

Funding Source:
N/A

DETAILED DESCRIPTION

Secretary of Transportation approval for the award and execution of the emergency contract for bridge repairs to the S-53 bridge over I-95 in Florence County as a result of a collision.
SCDOT followed Section 57-5-1620 of the Code of Laws which allows the Secretary of Transportation the authority to employ contractors without the formalities of advertising in cases of an emergency. SCDOT contacted United Infrastructure Group who agreed to immediately begin work.
This project has a total value of $300,000.00 and is located in the 7th Congressional District.

3E

Recommended By:

Claude R. Ipock, P.E.
Director of Construction

Deputy Secretary Concurrence:

Kace L. Smith, CPA
Acting Deputy Secretary for
Finance & Administration

James J. Feda, Jr., P.E.
Deputy Secretary for
Intermodal Planning

Leland D. Colvin, P.E.
Deputy Secretary for
Engineering

Secretary Approval:

Christy A. Hall, P.E.
Secretary of Transportation

Date 12/13/18

South Carolina
Department of Transportation

MEMORANDUM

TO: Christy A. Hall, P.E., Secretary of Transportation

FROM: Claude Ipock, P.E., Director of Construction

Date: December 7, 2018

RE: Emergency contracting services for the S-53 bridge repair over Interstate 95 in Florence County

Due to the recent traffic incident and resulting damage to the S-53 bridge over Interstate 95 in Florence County, there is an immediate need to perform repairs to restore traffic on both S-53 and southbound Interstate 95. Based on the determination to proceed forward with an emergency construction contract, it is recommended that SCDOT negotiate directly with United Infrastructure Group, Inc. to submit a price proposal to immediately begin the work.

United Infrastructure Group, Inc. is a prequalified prime contractor with SCDOT and has the local resources to deliver the required repairs under this emergency procurement. The selected contractor was discussed with District Five personnel for concurrence. Please let me know if you have any questions or would like to discuss further.

Please indicate below as to your concurrence to these recommendations.

Recommended by:

Leland Colvin, P.E.
Deputy Secretary of Engineering

Approved by:

Christy A. Hall. P.E.
Secretary of Transportation

CRI:cri

ec: Kyle Berry, District Five Engineering Administrator
Tad Kitowicz, FHWA

Randall Young, Chief Engineer for Project Delivery
Andrew T. Leaphart, Chief Engineer for Operations
David Cook, Director of Maintenance

File: Const/EmPro/2018

South Carolina
Department of Transportation

MEMORANDUM

TO: Christy A. Hall, P.E., Secretary of Transportation

FROM: Kyle Berry, P.E., District Five Engineering Administrator VKB

DATE: December 7, 2018

RE: Request for Emergency Contracting Services for the S-53 bridge repair over Interstate 95 in Florence County

As a result of a traffic incident overnight, severe damage has occurred to the S-21-53 bridge over I-95 near mile marker 147. Southbound Interstate 95 is currently closed and detoured.

The required repair work is beyond the capability of the Department's maintenance forces. It is recommended that the District Five Office be authorized to proceed with an emergency procurement for contract services to repair the structure and fully restore southbound Interstate 95 traffic as soon as practical.

It is recommended that a local qualified contractor capable of performing this work be contacted to begin the repair work immediately. This type of project approach will allow for the most expeditious path forward, with the least disruptions to the vehicle traffic and inconvenience to the public.

Please indicate your approval to these recommendations. If I can provide additional information, please let me know.

Recommended By:

Leland Colvin, P.E.
Deputy Secretary for Engineering

Approved By:

Christy A. Hall, P.E.
Secretary of Transportation

CRI:cri
ec: Tad Kitowicz, FHWA
Andrew T. Leaphart, Chief Engineer for Operations
Claude Ipock, Director of Construction
David Cook, Director of Maintenance

Post Office Box 191
Columbia, South Carolina 29202-0191

Phone: (803) 737-2314
TTY: (803) 737-3870

AN EQUAL OPPORTUNITY
AFFIRMATIVE ACTION EMPLOYER

Intentionally Left Blank

South Carolina Department of Transportation

SCDOT Commission
Recommendation Transmittal Form

For Commission Meeting of: January 2019

- [ ] APPROVAL
- [ ] RATIFICATION
- [ ] FINDING
- [x] FOR INFORMATION ONLY
- [ ] CUFF ITEM

Initial Commission Approval: N/A

Current STIP/State Plan Page: N/A

Project Ranking Within Category:
N/A

Funding Source:
N/A

DETAILED DESCRIPTION

Secretary of Transportation approval for the award and execution of the design-build emergency contract for the replacement of three bridges in Dillon and Marlboro Counties as a result of Hurricane Florence.
SCDOT followed Section 57-5-1620 of the Code of Laws which allows the Secretary of Transportation the authority to employ contractors without the formalities of advertising in cases of an emergency. SCDOT contacted three contractors with resources readily available to deliver the required work under this emergency procurement. These firms submitted price proposals to expeditiously repair this damage. Palmetto Infrastructure, Inc. was the lowest price proposal and was selected to begin work on these repairs.
This project has a total value of $5,127,593.00 and is located in the 7th Congressional District.

3E

Recommended By:

Claude R. Ipock, P.E.
Director of Construction

Deputy Secretary Concurrence:

Kace L. Smith, CPA
Acting Deputy Secretary for
Finance & Administration

James J. Feda, Jr., P.E
Deputy Secretary for
Intermodal Planning

Leland D. Colvin, P.E.
Deputy Secretary for
Engineering

Secretary Approval:

Christy A. Hall, P.E.
Secretary of Transportation

Date 1/9/19

South Carolina
Department of Transportation

MEMORANDUM

TO: Emily O. Lawton, FHWA Division Administrator

FROM: Claude R. Ipock, Director of Construction

DATE: December 27, 2018

RE: Request for Concurrence in Award
Emergency Bridge Replacement Package 2018-2A – Dillon and Marlboro Counties
Design-Build Project – Contract ID 5551430 – Project ID P038248, P038249, & P038250

The Proposal Review Committee met on December 21, 2018 to finalize the review of the three (3) technical proposals received in response to the SCDOT's Request for Proposals for the subject project. SCDOT received proposals from the following entities:

- Crowder Construction Company
- Palmetto Infrastructure, Inc.
- United Infrastructure Group, Inc.

The committee reviewed the technical proposals for responsiveness and evaluated them on a pass/fail basis. The committee determined that all technical proposals were responsive and met the requirements of the Request for Proposals resulting in all technical proposals being designated as passing.

SCDOT received Cost Proposals between 9:00 am and 10:00 am on December 21, 2018 and convened a closed session meeting to analyze the Proposals. Below are the results that were read aloud on December 21, 2018.

Proposal	Technical Proposal Results	Total Cost to Complete
Crowder Construction Company	Pass	$5,516,900.00
Palmetto Infrastructure, Inc.	Pass	$5,127,593.00
United Infrastructure Group, Inc.	Pass	$5,370,000.00

The proposer with the lowest Total Cost to Complete was Palmetto Infrastructure, Inc. with a price of $5,127,593.00.

Please indicate your concurrence with award of the project to Palmetto Infrastructure, Inc. in the amount of $5,127,593.00.

Concur: _____ 1/3/2019
Emily O. Lawton, FHWA Division Administrator — Date

Post Office Box 191
955 Park Street
Columbia, SC 29202-0191

www.scdot.org
An Equal Opportunity
Affirmative Action Employer
855-GO-SCDOT (855-467-2368)

South Carolina Department of Transportation

SCDOT Commission
Recommendation Transmittal Form

For Commission Meeting of: January 2019

- ☐ APPROVAL
- ☐ RATIFICATION
- ☐ FINDING
- ■ FOR INFORMATION ONLY
- ☐ CUFF ITEM

Initial Commission Approval: N/A

Current STIP/State Plan Page: N/A

Project Ranking Within Category:
N/A

Funding Source:
N/A

DETAILED DESCRIPTION

Secretary of Transportation approval for the award and execution of the emergency contract for roadway and shoulder repairs to S-32-112 in Lexington County as a result of a washout.
SCDOT followed Section 57-5-1620 of the Code of Laws which allows the Secretary of Transportation the authority to employ contractors without the formalities of advertising in cases of an emergency. SCDOT contacted three contractors with resources readily available to deliver the required work under this emergency procurement. These firms submitted price proposals to expeditiously repair this roadway damage. Eagle Construction Co., Inc. was the lowest price proposal and was selected to begin work on these repairs.
This project has a total value of $721,656.80 and is located in the 2nd Congressional District.

3E

Recommended By:

Claude R. Ipock, P.E.
Director of Construction

Deputy Secretary Concurrence:

Kace L. Smith, CPA
Acting Deputy Secretary for
Finance & Administration

James J. Feda, Jr., P.E
Deputy Secretary for
Intermodal Planning

Leland D. Colvin, P.E.
Deputy Secretary for
Engineering

Secretary Approval:

Date 12/21/18

Christy A. Hall, P.E.
Secretary of Transportation

South Carolina
Department of Transportation

MEMORANDUM

TO: File

FROM: Claude R. Ipock, P.E. Director of Construction

DATE: December 17, 2018

RE: Emergency Contract for S-32-112 (Beechcreek Road)

The purpose of this memorandum is to correct the route number that was initially identified with the Beechcreek Road emergency contract in Lexington County. The request for the emergency contract dated 11-19-2018 and the contractor's request memorandum dated 11-20-2018 inadvertently listed Beechcreek Road as S-32-113. The correct route number is S-32-112.

CRI:cri

File: DOC/EmProc. /2018

Post Office Box 191
Columbia, South Carolina 29202-0191

Phone: (803) 737-2314
TTY: (803) 737-3870

AN EQUAL OPPORTUNITY
AFFIRMATIVE ACTION EMPLOYER

South Carolina
Department of Transportation

MEMORANDUM

TO: Christy A. Hall, Secretary of Transportation

FROM: Claude R. Ipock, Director of Construction

Date: November 20, 2018

RE: Emergency Contract for S-32-113(Beechcreek Road)
Lexington County

As a result of the structural deterioration, the need for road closure, and the determination to proceed with an emergency construction contract for repair, it is recommended that SCDOT request the following contractors to submit price proposals for the repairs: CR Jackson, Inc., Eagle Construction Company, Inc., and Cherokee, Inc. These three contractors have the available resources to deliver the required repairs under this emergency procurement. In addition, the selected contractors have successfully completed numerous past contracts in South Carolina. Please let me know if you have any questions or would like to discuss further.

Please indicate below as to your concurrence to these recommendations.

Recommended by:

Leland D. Colvin, P.E.
Deputy Secretary for Engineering

Approved by:

Christy A. Hall, P.E.
Secretary of Transportation

CRI:dlr
ec: Andrew Leaphart, Chief Engineer for Operations
Randall Young, Chief Engineer for Project Delivery
David Cook, Director of Maintenance
Robert Dickinson, District One Engineering Administrator
File: Construction/Emergency Procurements

Post Office Box 191
955 Park Street
Columbia, SC 29202-0191

SAFETY 1ST - LIVE BY IT! SCDOT LET 'EM WORK, LET 'EM LIVE!

www.scdot.org
An Equal Opportunity
Affirmative Action Employer
855-GO-SCDOT (855-467-2368)

South Carolina
Department of Transportation

Kershaw County
Lee County
Lexington County
Richland County
Sumter County

MEMORANDUM

TO: Christy A. Hall, Secretary of Transportation

Dickinson, Robert C Digitally signed by Dickinson, Robert C
DN: cn=SCDOT, email=DickinsonRC@scdot.org, cn=Dickinson, Robert C
Date: 2018.11.19 08:15:15 -05'00'

FROM: Robert C. Dickinson, District One Engineering Administrator

DATE: November 19, 2018

RE: Request for Emergency Contract for S-32-113: Beechcreek Road Emergency Repair and Drainage Improvement

Beechcreek Road, S-32-113, in Lexington County was closed in July 2018 due to a portion of the road and shoulder washing out. The road currently has very narrow shoulders and is adjacent to Lake Murray. The failure is due to deficiencies with two 36" crossline pipes as well as weak subgrade and narrow shoulders. In order to repair the road the two existing 36" pipes need to be removed and replaced with three 48" crossline pipes and the subgrade needs to be stabilized with geogrid reinforcement. Additionally, rip rap will be place along the shoulders/slopes to further stabilize the banks. Coordination efforts are underway with numerous utilities that are in conflict with the proposed plan.

Given the complexity of the work required along with the location of the repair site (adjacent to Lake Murray) emergency procurement is being requested. Currently, SCE&G has the lake levels lowered by approximately ten feet and are expected to begin raising the lake again in late January 2019. Therefore it would beneficial to both the Department and the public to begin this repair as soon as possible while lake levels are lower than usual.

With approval the bid and award process will be expedited as much as possible to begin drainage work before the lake levels increase in late January 2019. The remaining work including geogrid placement and guardrail installation may be completed once the drainage work is complete and will not be impacted by the water level in the lake.

Recommended By:

Leland D. Colvin, P.E. ATV
Deputy Secretary for Engineering

Approved By:

Christy A. Hall, P.E.
Secretary of Transportation

ec: Andy Leaphart, Chief Engineer for Operations
Claude Ipock, Director of Construction
David Cook, Director of Maintenance
Ashleigh Sandel, Acting District Construction Engineer

District One Engineering
1400 Shop Road
Columbia, SC 29201-4844
803-737-6660 | 803-737-0057 Fax

www.scdot.org
An Equal Opportunity
Affirmative Action Employer
855-GO-SCDOT (855-467-2368)

South Carolina Department of Transportation

SCDOT Commission
Recommendation Transmittal Form

For Commission Meeting of: January 2019

- [ ] APPROVAL
- [ ] RATIFICATION
- [ ] FINDING
- [x] FOR INFORMATION ONLY
- [ ] CUFF ITEM

Initial Commission Approval: Various

Current STIP/State Plan Page: Various

Project Ranking Within Category:
Various

Funding Source:
Various

DETAILED DESCRIPTION

Eight(8) Project Specific Professional Services Contracts were approved for execution by the Secretary of Transportation for the period of November 1, 2018 through December 31, 2018. The total value of the contracts was $8,069,953.60.

4A

Recommended By:

for J. Darrin Player
Chief Procurement Officer

Deputy Secretary Concurrence:

Kace L. Smith, CPA
Acting Deputy Secretary for
Finance & Administration

James J. Feda, Jr., P.E
Deputy Secretary for
Intermodal Planning

Leland D. Colvin, P.E.
Deputy Secretary for
Engineering

Secretary Approval:

Date 1/9/19

Christy A. Hall, P.E.
Secretary of Transportation

Professional Services Contracts November 1, 2018 - December 31, 2018			
Firm Name	**Contract Amount**	**Description**	**Estimated Completion**
Kimley-Horn and Associates, Inc.	$946,543.17	Task Order #2 under the Traffic Safety Engineering Services Master Agreement (Dated 12/15/17) to provide engineering design services for three (3) US 76, SC 12, and US 176 Traffic Safety Projects.	December 2020
Stantec Consulting Services, Inc.	$993,480.08	Task Order #2 under the Master Agreement (Contract 1953) for On-Call Roadway Design/Intersection Improvement/Interstate Reconstruction Services. This will provide engineering services to replace S-40-1575 (Arcadia Lakes Drive East) over Cary's Lake Dam which was washed out with dam failure during the 2015 Flood.	December 2021
Kimley-Horn and Associates, Inc.	$148,791.02	Task Order #3 under the Master Agreement (Contract 1993) for On-Call Traffic Safety Engineering Services to develop a comprehensive plan of action to address congestion on the CHATS Interstate corridors of I-26 and I-526 using the Congestion Management Process.	June 2019
AECOM Technical Services, Inc.	$445,907.58	Task Order #1 under the Master Agreement (Contract 1926) for On-Call Transportation Alternatives Design Services for the South Main Street Streetscape Improvement Project. This project will include streetscaping improvements and a road diet to include the reduction of vehicle travel lanes to the four block section of S. Main Street (S-3054) from Pendleton Street (S-174) to Blossom Street (US 21/76).	September 2021
Kimley-Horn and Associates, Inc.	$1,469,820.68	Task Order #1 under the Traffic Safety Engineering Services Master Agreement (Dated 12/15/17) to provide engineering design services for SC 6 and US 701 Rural Road Safety Program Projects.	September 2022
Toole Design Group, LLC	$182,039.91	Task Order #1 under the Transportation Alternatives Services On-Call Master Agreement (Dated 09/05/17) to provide engineering design services for the Clemson University Biking & Walking Trail- Phase 1.	December 2020
Collins Engineers, Inc.	$671,263.27	Task Order #1 to the On-Call Bridge Inspection Services Master Contract to provide professional engineering services relating to assisting SCDOT in completing the inspections and load capacity ratings for 76 structures.	December 2018
Davis & Floyd, Inc.	$3,212,107.89	Basic Agreement to provide preliminary engineering services for the US 76 West Bound Lane over the Wateree River Project ID P030462 in Sumter County.	April 2025
Total	$8,069,953.60		

South Carolina Department of Transportation

SCDOT Commission
Recommendation Transmittal Form

For Commission Meeting of: January 2019

- [ ] APPROVAL
- [ ] RATIFICATION
- [ ] FINDING
- [x] FOR INFORMATION ONLY
- [ ] CUFF ITEM

Initial Commission Approval: Various

Current STIP/State Plan Page: Various

Project Ranking Within Category:
Various

Funding Source:
Various

DETAILED DESCRIPTION

Two(2)Professional Services Contract Modifications were approved for execution by the Secretary of Transportation for the period of November 1, 2018 through December 31, 2018. The total value of the contract modifications were $648,932.87.

4C

Recommended By:

Madeline
for

J. Darrin Player
Chief Procurement Officer

Deputy Secretary Concurrence:

Kace L. Smith, CPA
Acting Deputy Secretary for
Finance & Administration

James J. Feda, Jr., P.E
Deputy Secretary for
Intermodal Planning

Leland D. Colvin, P.E.
Deputy Secretary for
Engineering

Secretary Approval:

Christy A. Hall, P.E.
Secretary of Transportation

Date 1/9/19

Professional Services Contract Modifications November 1, 2018 - December 31, 2018			
Firm Name	**Contract Amount**	**Description**	**Estimated Completion Date**
Michael Baker International (formerly the LPA Group)	$529,124.03	Contract Modification #3 to Contract 1238 as executed on 9/23/2008 to provide engineering services including the preparation of Right-of-Way Plans for the Southern Section of the proposed I-73 Corridor.	June 2021
Neel-Schaffer, Inc.	$119,808.84	Contract Modification #1 to Task Order #2 (Contract #1838) On-Call Transportation Alternatives Design, Anderson County Multi-Use Path. Original contract $405,625.10	August 2022
Total	$648,932.87		

Financial Update

Presented January 17, 2019

106

Year to Date
SFY18-19 Revenue All Funding Sources
(In Millions)

Funding Source	Annual Estimated Revenue	YTD Actuals Thru 11/30/2018	YTD Projected Revenue	Variance Actuals-Projected
State Revenues	$ 1,018	$ 406	$ 395	$ 11
Partnered Project Reimb.	416	32	124	(92)
Federal Reimbursements	1,031	326	411	(85)
Total	$ 2,465	$ 764	$ 930	$ (166)

ANALYSIS: State revenues are favorably within 3% of projected revenues. SCDOT continues to work closely with SCDOR to monitor gas tax revenues. Project reimbursements are tied to actual expenditures, therefore the risk is minimal.

Year to Date
SFY18-19 Expenditures by Program

(In Millions)

	Annual Spending Plan SFY 2019	YTD Actuals Thru 11/30/2018	YTD Projected Expenditures	Variance Projected-Actuals
Maintenance & System Preservation	$ 1,170	$ 384	$ 445	$ (61)
Capacity & Operational Improvements	894	215	295	(80)
Project Debt Service	79	24	24	–
Remaining Operations	265	116	116	–
Total	$ 2,408	$ 739	$ 880	$ (141)

107

ANALYSIS: Overall, expenditures are tracking within 16% to forecasted levels. No adjustment to our planned programs are recommended at this time.

YTD November SFY18-19 Expenditures by Program

108

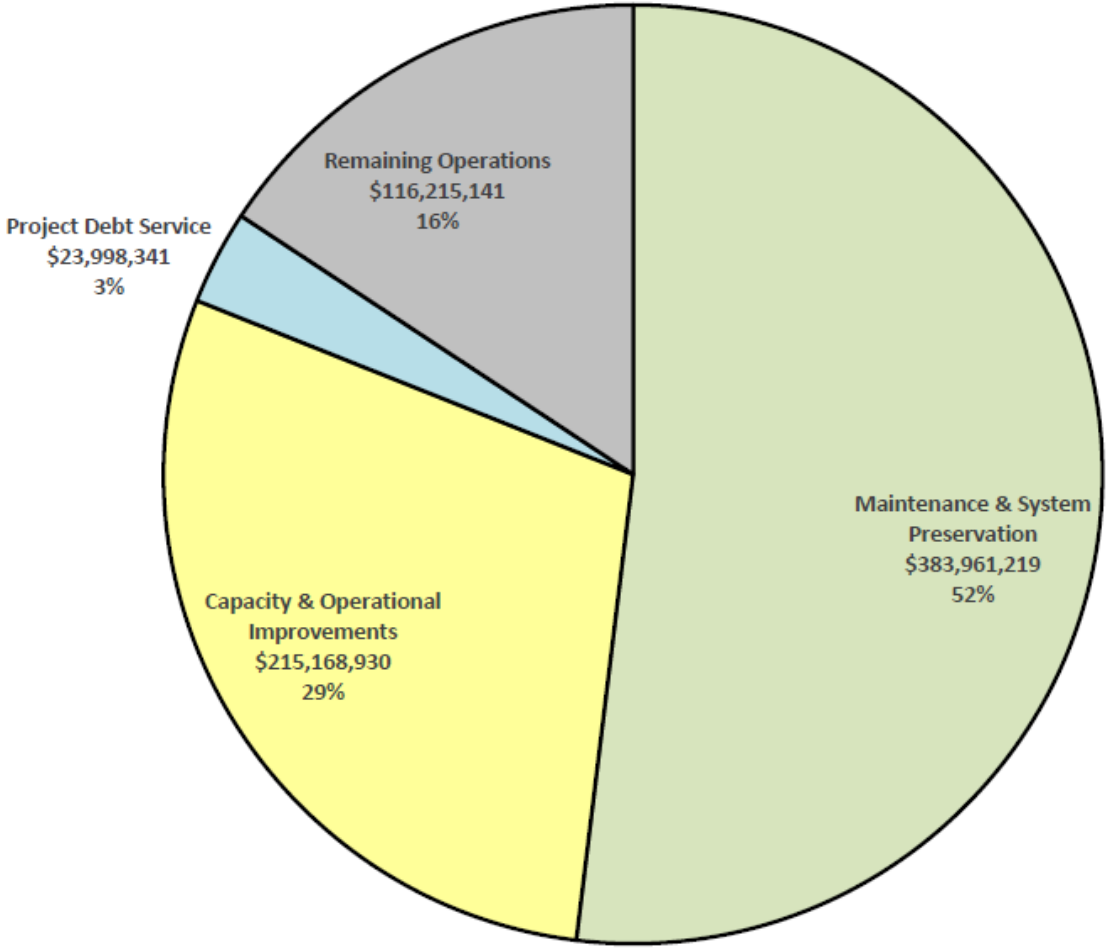

Construction Program

Excluding Emergency Work

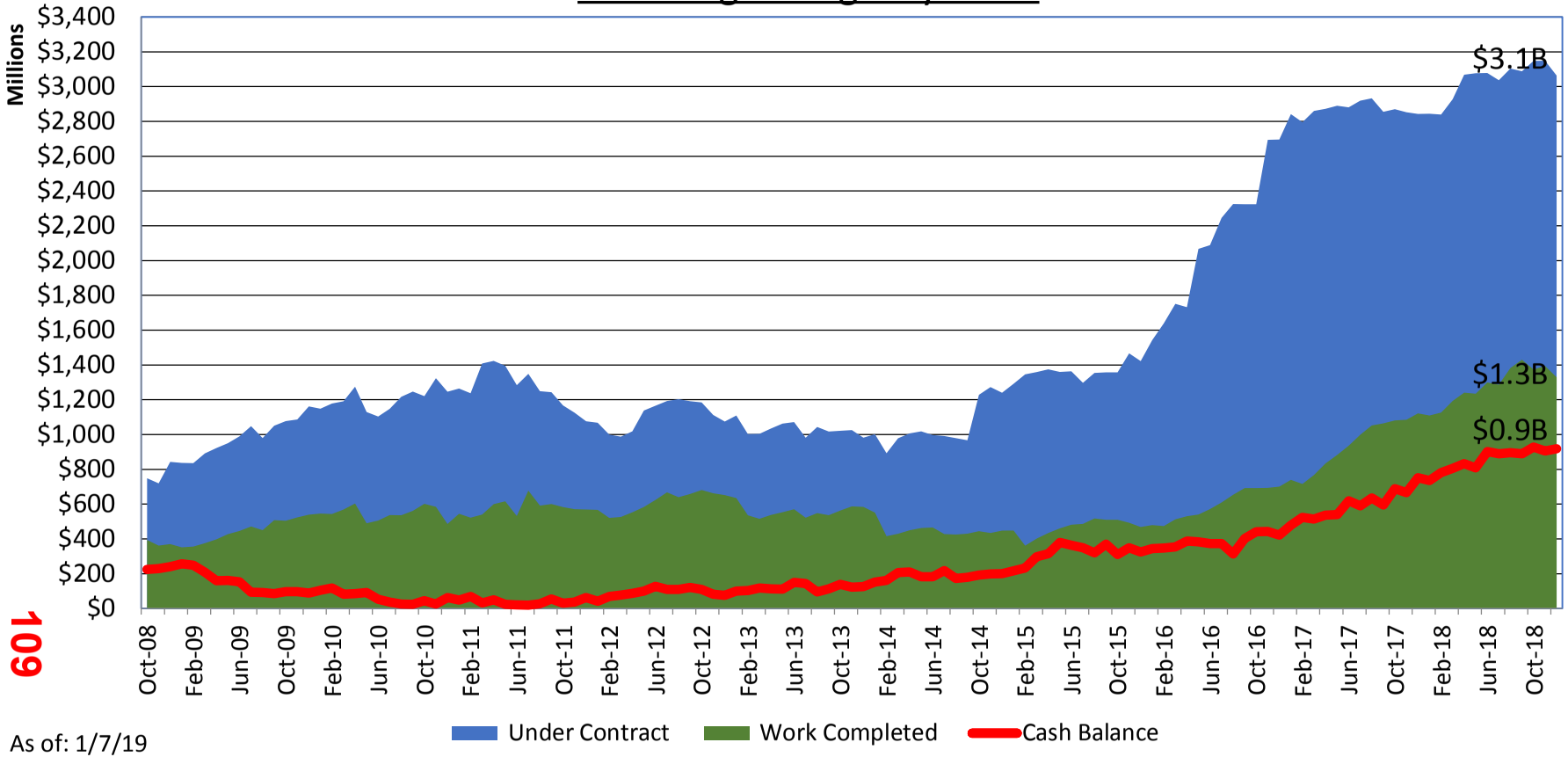

As of: 1/7/19

Includes SCDOT construction contracts along with Partnered and Participation Projects

Working Document

Cash Balances & 3-year Projection

January 17, 2019

110

SCDOT Main Operating Accounts	
Highway Funds	$ 348,186,083
Infrastructure Maintenance Fund	374,167,990
Non Fed Aid - Act 176	34,111,372
Non Fed Aid - Act 198	4,933,781
1-1-2019 SCEIS Balance	**$ 761,399,225**
Other Transportation Entity Funds, Held by SCDOT	
SPA Port Access Road Fund	$ 24,922,120
Commerce - Berkeley Cty (Volvo)	16,547,442
Highway Fund - Held in Trust	85,393,020
Berkeley County Sales Tax Program	28,307,224
Georgetown County Sales Tax Program	1,654,538
	$ 156,824,344
Funds to Support Programs & Operations	**$ 918,223,570**

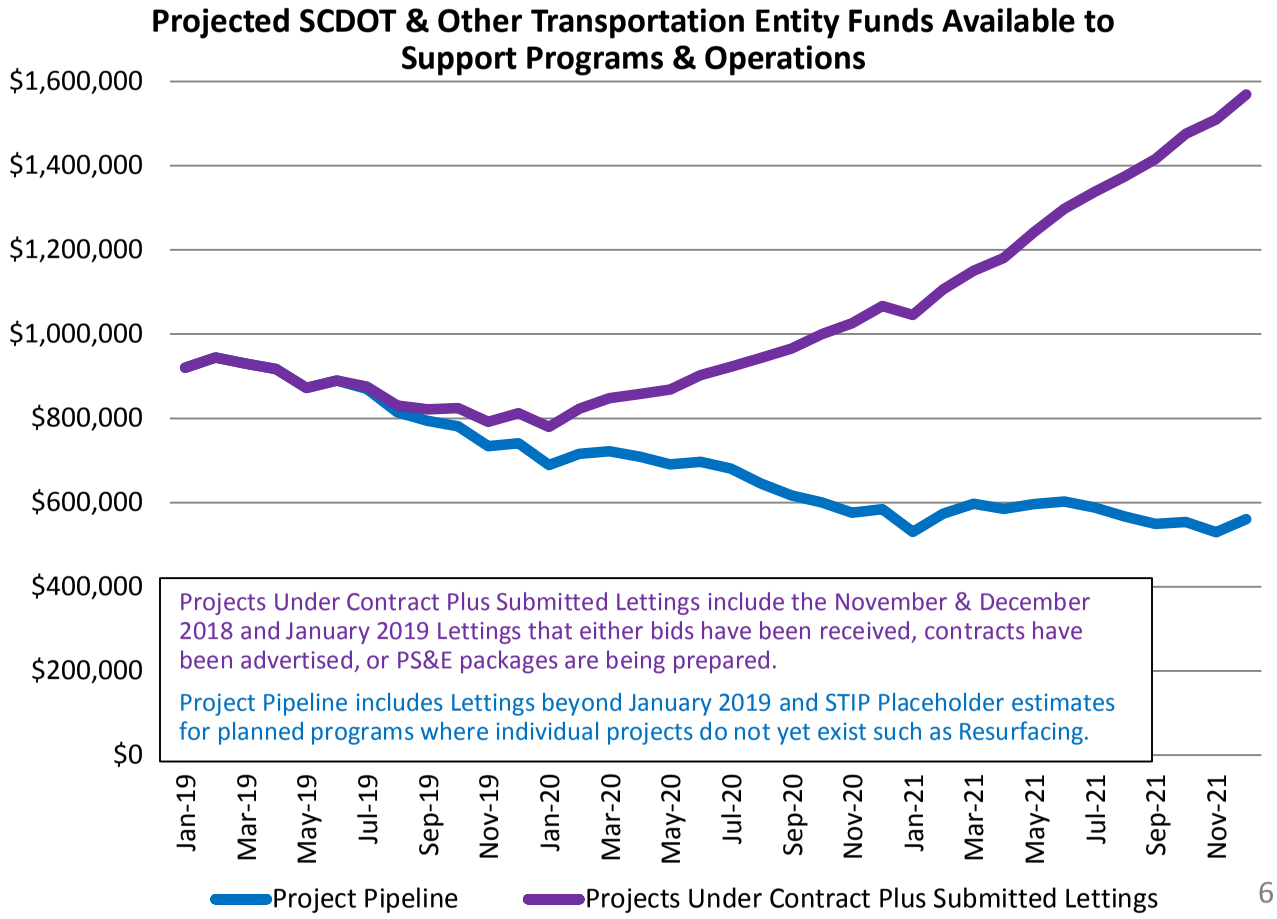

Working Document

4491 Infrastructure Maintenance Trust Fund

January 17, 2019

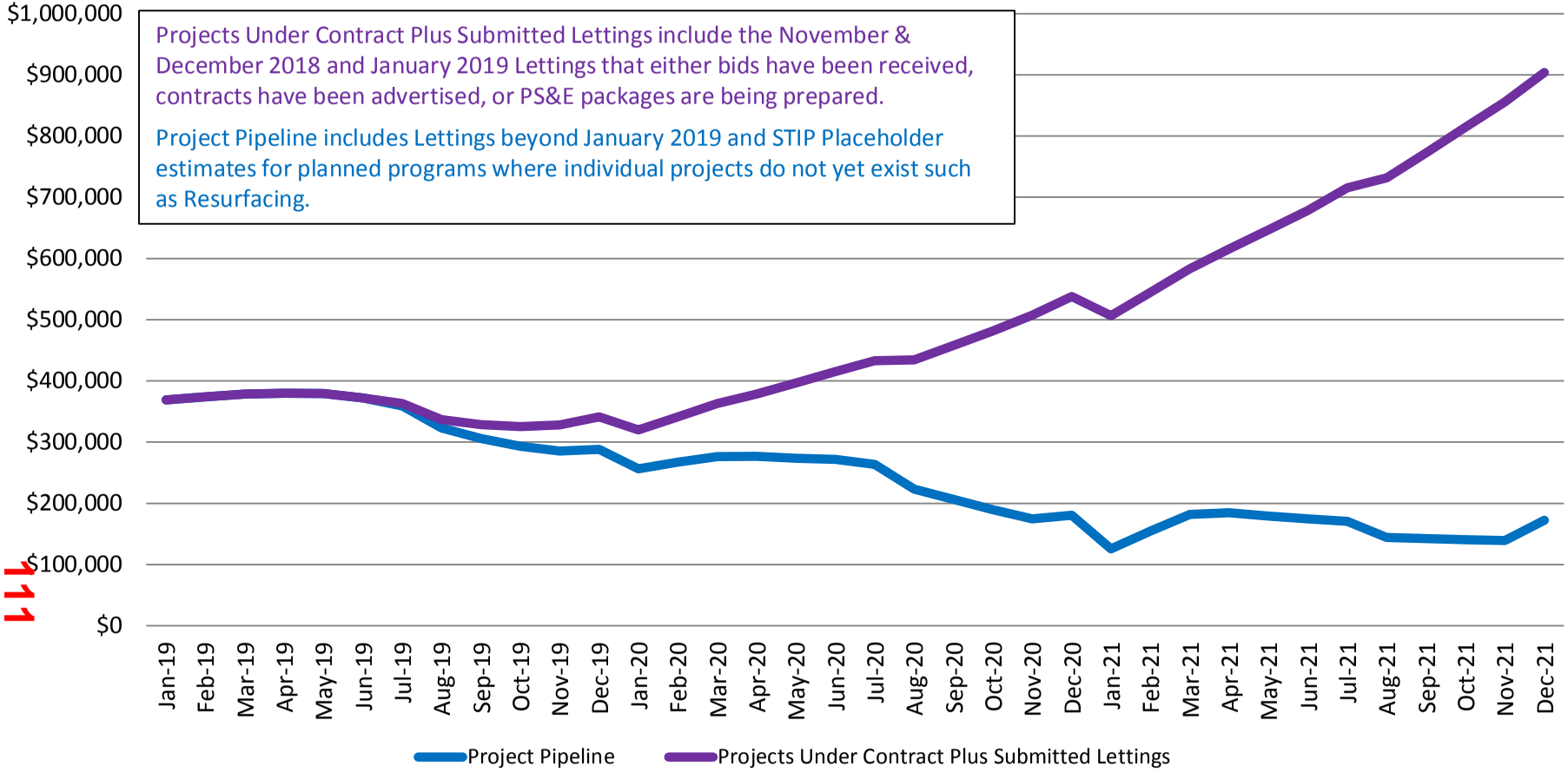

111

Intentionally Left Blank

South Carolina Department of Transportation

SFY 18-19 Revenue Component: All Funding Sources

In Millions, Through November 30, 2018*

State Revenues Summary (see next page for details)	Revenue Projection SFY18-19	SFY 18-19 YTD Actuals Thru November 30, 2018	YTD Projected Revenue Receipts	Variance Actuals-Projections
State Gas Tax (Gasoline & Diesel)	$653	$266.51	$283.46	($16.95)
Infrastructure Maintenance Fee (aka Vehicle Sales Tax)	$209	$86.36	$79.83	$6.53
Act 275 SCDMV Fees & Fines	$87	$21.21	$19.97	$1.24
Motor Vehicle License Fees	$17	$7.36	$5.21	$2.15
Registration Fee	$26	$12.34	$9.49	$2.85
Hybrid Vehicle Fee	$1	$0.58	$0.53	$0.05
Electric Power Tax	$4	$0.00	$0.00	$0.00
Cross Island Parkway Tolls	$9	$3.71	$3.72	($0.01)
Petroleum Inspection Tax	$9	$4.05	$3.72	$0.33
ACT 98 General Fund Transfer	$0	$0.00	$0.00	$0.00
Sale of Services	$18	$11.56	$4.82	$6.74
Sale of Goods	$4	$0.00	$0.00	$0.00
Over Size/Over Weight Permits	$4	$1.46	$1.03	$0.43
Other Misc. Revenues	$9	$4.47	$4.86	($0.39)
DMV Penalties	$4	$0.95	$1.05	($0.10)
Interest Earned	$5	$6.26	$1.79	$4.47
Refundable Tax Credit	($20)	$0.00	$0.00	$0.00
Motor Carrier Road Use Fee	$4	$0.00	$0.00	$0.00
Transfer to Parks, Recreation, and Tourism (Welcome Center)	($4)	($3.56)	($3.56)	$0.00
CTC Donor Bonus	($21)	($17.62)	($21.00)	$3.38
	$1,018	**$405.64**	**$394.92**	**$10.72**

Other Revenues: Partnered Projects	Revenue Projection SFY18-19	SFY 18-19 YTD Actuals Thru November 30, 2018	YTD Projected Revenue Receipts	Variance Actuals-Projections
Participation Agreements with Counties & Cities	$35	$12.02	$15.96	($3.94)
SCTIB Reimbursements for Act 98 Projects	$290	$11.21	$70.36	($59.15)
SC Ports Authority: Port Access Road	$78	($0.10)	$34.75	($34.85)
SC Dept. of Commerce: Volvo Interchange	$13	$8.42	$2.73	$5.69
	$416	**$31.55**	**$123.81**	**($92.26)**

Other Revenues: Federal Reimbursements	Revenue Projection SFY18-19	SFY 18-19 YTD Actuals Thru November 30, 2018	YTD Projected Revenue Receipts	Variance Actuals-Projections
Reimbursement for Eligible Project Activities	**$1,031**	**$326.46**	**$411.21**	**($84.75)**

ALL REVENUES COMBINED	$2,465	$763.65	$929.95	($166.30)

ANALYSIS: Overall revenues are 18% less than projected due to Other Revenues, which are received as eligible project work is completed and billed. State revenues are favorably within 3% of projected revenues. SCDOT continues to work closely with SCDOR to monitor gas tax revenues.

* As reported by South Carolina Information Enterprise System (SCEIS)

South Carolina Department of Transportation

SFY 18-19 Revenue Component: Detailed Information

In Millions, Through November 30, 2018*

	IMTF (Infrastructure Maintenance Trust Fund) Revenues	Year 2 Revenue Projection SFY18-19	SFY 18-19 YTD Actuals Thru November 30, 2018	Forecasted YTD Revenue Receipts	Variance Actuals-Projections
Act 40 (Roads Bill)	Gasoline Portion of the Gas Tax Increase @ 12 cents (2 cents per year for 6 years)	$120	$43.61	$49.80	($6.19)
	Diesel Portion of the Gas Tax Increase @ 12 cents (2 cents per year for 6 years)	$34	$13.67	$13.31	$0.36
	Registration Fee ($16 increase)	$26	$12.34	$9.49	$2.85
	Hybrid Vehicles / Alternative Vehicles	$1	$0.58	$0.53	$0.05
	Motor Carrier Road Use Fee	$4	$0.00	$0.00	$0.00
	Infrastructure Maintenance Fee aka Vehicle Sales Tax (New Portion generated from increasing $300 cap to $500)	$69	$28.50	$26.35	$2.15
	Refundable Tax Credit	($20)	$0.00	$0.00	$0.00
	CTC Donor Bonus Transfer from DOT (Act 40 Revisions)	($21)	($17.62)	($21.00)	$3.38
	Act 40: Roads Bill Revenues	**$213**	**$81.08**	**$78.48**	**$2.60**
Existing Revenues Swept into the	Existing SCDOT Funds now swept into IMTF account: Act 275 Original Vehicle Sales Tax (80% of the first $300 portion)	$140	$57.86	$53.48	$4.38
	Interest	$0	$1.90	$0.00	$1.90
	Sales and Use Tax	$2	$1.42	$0.70	$0.72
	Existing SCDOT Revenues swept into the IMTF Account	**$142**	**$61.18**	**$54.18**	**$7.00**
	TOTAL IMTF Revenues	**$355**	**$142.26**	**$132.66**	**$9.60**

Other State Revenues in the Highway Fund, Non-Fed. Aid Acct	Revenue Projection SFY18-19	SFY 18-19 YTD Actuals Thru November 30, 2018	YTD Projected Revenue Receipts	Variance Actuals-Projections
Gas Tax Original 16 cent portion - Gasoline	$392	$162.12	$177.33	($15.21)
Gas Tax Original 16 cent portion - Diesel	$125	$56.52	$50.52	$6.00
International Fuel Trade Agreement	($18)	($9.41)	($7.50)	($1.91)
Act 275 SCDMV Fees & Fines	$87	$21.21	$19.97	$1.24
Sale of Services	$18	$11.56	$4.82	$6.74
Act 176: Motor Vehicle License Fees	$17	$7.36	$5.21	$2.15
Act 176: Petroleum Inspection Tax	$9	$4.05	$3.72	$0.33
Act 176: Electric Power Tax	$4	$0.00	$0.00	$0.00
Act 176: DMV Penalties	$4	$0.95	$1.05	($0.10)
Cross Island Parkway Tolls	$9	$3.71	$3.72	($0.01)
Sale of Goods	$4	$0.00	$0.00	$0.00
Over Size/Over Weight Permits	$4	$1.46	$1.03	$0.43
Other Misc. Revenues	$7	$3.05	$4.16	($1.11)
Interest earned outside of IMTF and Tolls	$5	$4.36	$1.79	$2.57
Transfer to Parks, Recreation, and Tourism (Welcome Center)	($4)	($3.56)	($3.56)	$0.00
	$663	**$263.38**	**$262.26**	**$1.12**

* As reported by South Carolina Information Enterprise System (SCEIS)

South Carolina
Department of Transportation

Infrastructure Maintenance Trust Fund
Statement of Receipts and Disbursements
through November 30, 2018

	State Fiscal Year 2019	Cumulative	
Receipts:			
Motor Fuel	57,280,457.60	125,079,307.18	
Infrastructure Maintenance Fee	86,356,230.37	308,766,858.36	
Registration Fee	12,340,766.93	30,076,507.71	
Sales and Use Tax - Max Tax	1,412,457.94	4,483,005.41	
Road Use Fee	579,480.00	1,348,290.00	
Investment Earnings	1,899,763.51	2,745,786.92	
Total receipts to date			$ 472,499,755.58
Disbursements (Note A)	(64,644,146.34)	(88,663,836.21)	
Total disbursements to date			$ (88,663,836.21)
Balance of Funds as of November 30, 2018 (Note B)			$ 383,835,919.37
Project Commitments		872,545,779.81	
External project payments		(54,020,359.24)	
Outstanding Project Commitments			818,525,420.57
Difference between Cash Balance and Project Commitments			$ (434,689,501.20)

Center Lane Miles Awarded to Contract by Category	
Pavements	1,492.576
Rural Road Safety	172.660
Total Miles Awarded to Contract	1,665.236

Note A: Disbursements do not include SCDOT internal expenses relating to Infrastructure Maintenance Trust Fund Projects.

Note B - SCDOT has reviewed and coordinated this information with records of the South Carolina Comptroller General's Office.

Intentionally Left Blank

The Program

SCDOT

ANNUAL REPORT 2017-2018

REPORT TO THE GENERAL ASSEMBLY

C FUND EXPENDITURES

FOR

SELF-ADMINISTERED & SCDOT ADMINISTERED

COUNTY TRANSPORTATION COMMITTEES

JULY 1, 2017 – JUNE 30, 2018

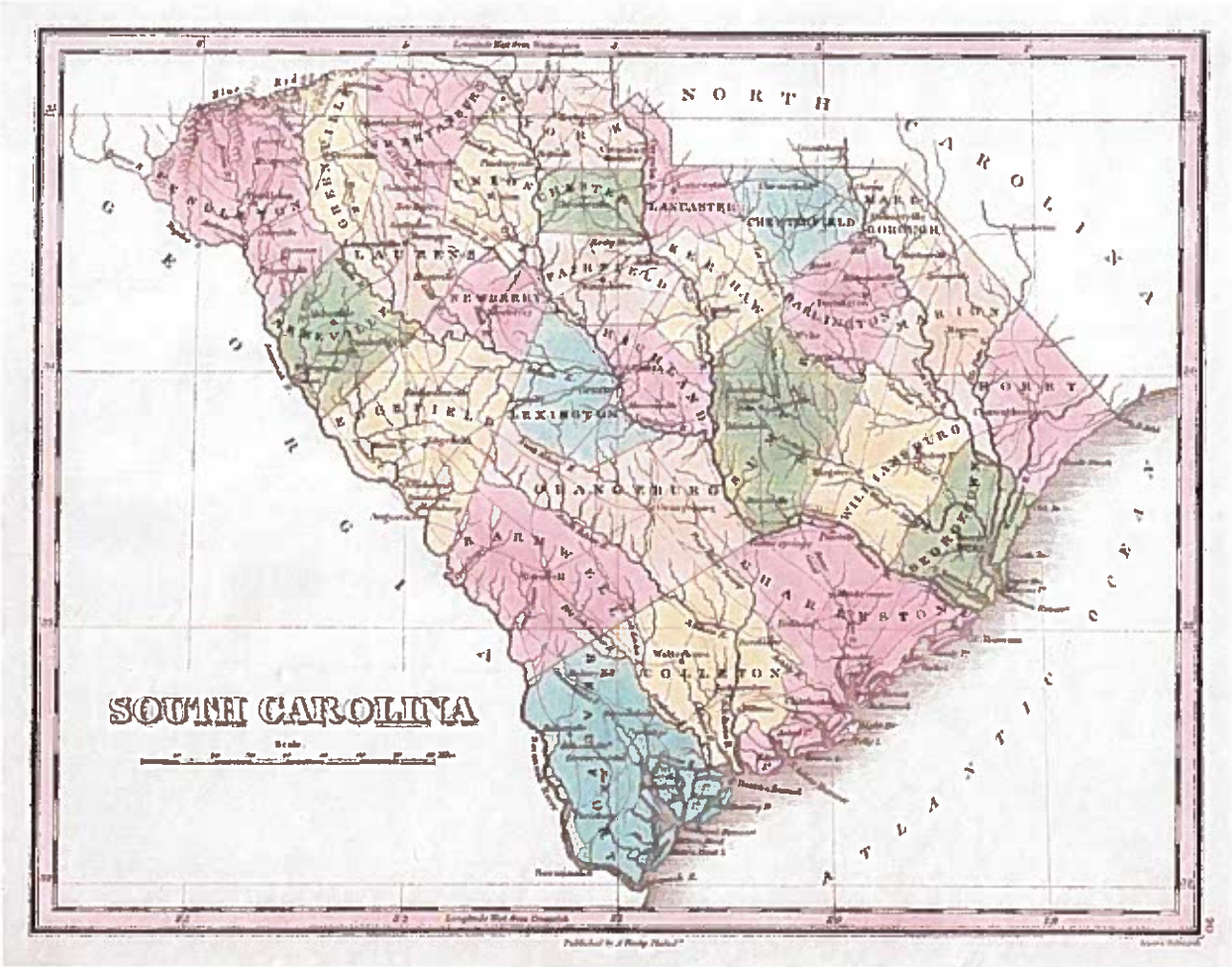

Summary Report for the C Fund Program
2017-2018 State Fiscal Year

C Fund Background:

Public roads and highways are the infrastructure for growth in South Carolina and building and maintaining them is a tremendous responsibility. The South Carolina Department of Transportation (SCDOT), like all state DOTs across the country, has quickly learned that the job is too big to accomplish without partners. The C Program is a long-established partnership between the SCDOT and the forty six counties of South Carolina to fund the improvements of state roads, county roads, city streets and other local transportation projects. It is successful because local leaders and citizens alike are willing to step up and work with SCDOT to meet the transportation needs of their communities. Financial resources for roads and bridges are precious as the demands far exceed available funding. SCDOT values the hard work and commitment of County Transportation Committee (CTC) members working with civic leaders to use these resources judiciously for the advancement of local transportation projects. Sections A and B of South Carolina Code of Laws, §12-28-2740 (the C fund statute) state that two and sixty-six one-hundredths cents per gallon of the user fee on gasoline must be deposited with the State Treasure and used in furtherance of a countywide transportation plan adopted by CTCs throughout the state.

C Fund Additions:

The Roads Bill Legislation (Act 40) included the authorization of additional recurring funding for the CTC Program. The new legislation amends the C Fund law increasing the CTC's portion 0.3325 cents per gallon beginning July 1, 2018, and each July first thereafter through July 1, 2021. When the total increased is in place in SFY 21-22, the proceeds to the CTCs will equal 3.99 cents. Therefor this year's recurring C fund apportionment is still based on the original 2.66 cents per gallon.

The provisions of the Roads Bill Legislation require the additional funding to be used exclusively for repairs, maintenance, and improvements to the state highway system. The 25% expenditure requirement on the state system will remain valid until SFY 20-21 when it will increase to 27%. At full implementation in SFY 21-22 and beyond, the CTC's expenditure requirement will be 33%.

The Donor Bonus allocation that the Department of Transportation (DOT) annually transfers to the CTC program was also changed as a result of Act 40. The new legislation stipulates the amount of funds to be divided among those CTCs designated as a donor county (a county that contributes to the C fund an amount in excess of what it receives under the allocation formula) is to be increased from $9.5 million to $17 million beginning in SFY 17-18. After the $17 million is divided among the donor counties in the ratio defined by law, the DOT is to transfer an additional $3.5 million to be divided among those remaining eligible donor counties in an effort

to increase their total allocations to what the county contributed to the C fund program through gas sales. Funds will be distributed accordingly up to a cap of $20.5 million.

Annual Report:

The 19 Self-Administered County Transportation Committees listed in this report were prepared by each CTC and submitted to SCDOT. In addition SCDOT has prepared similar annual reports for the other 27 SCDOT Administered CTCs for the General Assembly's information. These individual reports have been compiled into a statewide report and are being submitted to the General Assembly as required by Section D of South Carolina Code of Laws §12-28-2740. A summary of all cash balances and uncommitted balances may be found in appendix A.

Projections for the 2018-2019 State Fiscal Year:

At the beginning of the state's fiscal year, SCDOT sends each CTC Chairman the Committee's project income for the upcoming year. This information is used for their transportation planning purposes during the course of the year. The project revenue for the sale of gasoline allocated to the C Fund program for the current 2018/2019 state fiscal year (SFY) is expected to be $86,220,200. Minor increases or decreases in revenue that may occur can be attributed to modest fluctuations in the price and consumption of gasoline. A copy of the apportionment chart for 2017-2018 and 2018-2019 can be found in appendix B.

LISTING OF SELF-ADMINISTERED CTCS.....PAGE NUMBER

Anderson County Transportation Committee..... 7

Beaufort County Transportation Committee..... 16

Berkeley County Transportation Committee..... 21

Charleston County Transportation Committee..... 33

Cherokee County Transportation Committee.....46

Chester County Transportation Committee..... 53

Clarendon County Transportation Committee..... 62

Colleton County Transportation Committee..... 67

Edgefield County Transportation Committee..... 74

Greenville County Transportation Committee..... 81

Greenwood County Transportation Committee..... 90

Lancaster County Transportation Committee..... 99

Laurens County Transportation Committee..... 102

Lexington County Transportation Committee..... 109

Pickens County Transportation Committee..... 122

Saluda County Transportation Committee..... 130

Spartanburg County Transportation Committee..... 139

Sumter County Transportation Committee..... 149

York County Transportation Committee..... 156

LISTING OF SCDOT ADMINISTERED CTCs.....PAGE NUMBER

Abbeville County Transportation Committee.....166

Aiken County Transportation Committee..... 173

Allendale County Transportation Committee.....181

Bamberg County Transportation Committee..... 188

Barnwell County Transportation Committee..... 195

Calhoun County Transportation Committee.....202

Chesterfield County Transportation Committee..... 209

Darlington County Transportation Committee.....217

Dillon County Transportation Committee..... 224

Dorchester County Transportation Committee..... 231

Fairfield County Transportation Committee.....238

Florence County Transportation Committee.....245

Georgetown County Transportation Committee.....253

Hampton County Transportation Committee.....261

Horry County Transportation Committee.....268

Jasper County Transportation Committee.....277

Kershaw County Transportation Committee.....284

Lee County Transportation Committee.....292

McCormick County Transportation Committee.....299

Marion County Transportation Committee.....306

Marlboro County Transportation Committee.....314

Newberry County Transportation Committee.....321

Oconee County Transportation Committee.....329

Orangeburg County Transportation Committee.....336

Richland County Transportation Committee.....344

Union County Transportation Committee.....352

Williamsburg County Transportation Committee.....359

ANDERSON

Chairman Ronald P. Townsend

ANDERSON CTC ANNUAL C FUND REPORT
JULY 1, 2017 - JUNE 30, 2018
RECURRING FUNDS

INCOME AND EXPENSES		
Balance of Funds as of July 1, 2017		**$ 4,081,100**
Income:		
Funds Received for Period July 1, 2017 through June 30, 2018	$ 2,637,779	
Interest Earned for Period July 1, 2017 through June 30, 2018	$ -	
Donor Bonus Funds received	$ 371,055	
Funds Received for Return of Uncommitted Balance	$ 139,567	
Total Income		$ 3,148,401
Expenses:		
Administrative Expenses	$ -	
Local Paving Project Expenditures	$ 1,613,971	
State Road Project Expenditures	$ 1,231,422	
Total Expenditures		$ 2,845,393
Balance of Funds as of June 30, 2018		**$ 4,384,108**
FUNDING COMMITMENTS		
Local Paving Projects	$ 728,914	
State Road Projects	$ 300,000	
Total Committed Funds		$ 1,028,914
Total Uncommitted Funds Available for New Projects		**$ 3,355,194**

PROJECTS FUNDED WITH RECURRING FUNDS

LOCAL PAVING PROJECTS

Project Number	PROJECT DESCRIPTION	WORK TYPE	RESPONSIBLE AGENCY	BUDGET	TOTAL EXPENDITURES	CURRENT FISCAL YEAR EXPENDITURES	REMAINING BUDGET
ACTC 105c	see attached list of roads 2016-2017 matching	resurfacing	Anderson Co	$ 1,817,499	$ 1,716,635	$ 1,613,971	$ 100,864
WM-07-0578	Minor Street culvert repair	culvert repair	Williamson	$ 328,050	$ -	$ -	$ 328,050
	Wigfall Rd restructure	resurfacing	Anderson Co	$ 300,000	$ -	$ -	$ 300,000
							$ -
	TOTALS			$ 2,445,549	$ 1,716,635	$ 1,613,971	$ 728,914

EXPENDITURES FOR LOCAL PAVING PROJECTS AS PERCENT OF TOTAL INCOME = 61.19%

STATE ROAD PROJECTS

Project Number	PROJECT DESCRIPTION	WORK TYPE	RESPONSIBLE AGENCY	BUDGET	TOTAL EXPENDITURES	CURRENT FISCAL YEAR EXPENDITURES	REMAINING BUDGET
ACTC 105c	Lebanon Rd	Resurface	SCDOT	$ 1,300,000	$ 1,300,000	1,231,422	$ -
	Wigfall Rd restructure	Resurface	SCDOT	$ 300,000	$ -	-	$ 300,000
	TOTALS			$ 1,600,000	$ 1,300,000	1,231,422	$ 300,000

EXPENDITURES FOR STATE ROAD PROJECTS AS PERCENT OF TOTAL INCOME = 46.68%

ANDERSON CTC ANNUAL C FUND REPORT
JULY 1, 2017 - JUNE 30, 2018
SFY 15-16 NON-RECURRING FUNDS (H.4230)

INCOME AND EXPENSES		
Balance of Funds as of July 1, 2017		**$ 2,629,045**
Income:		
Funds Received for Period July 1, 2017 through June 30, 2018	$ -	
Interest Earned for Period July 1, 2017 through June 30, 2018	$ 35,879	
Funds Received for Return of Uncommitted Balance	$ -	
Total Income		$ 35,879
Expenses:		
State Road Project Expenditures	$ 2,664,924	
Total Expenditures		$ 2,664,924
Balance of Funds as of June 30, 2018		**$ (0)**
FUNDING COMMITMENTS		
State Road Projects	$ -	
Total Commitments		$ -
Total Uncommitted Funds Available for New Projects		**$ (0)**

PROJECTS FUNDED WITH NON-RECURRINGS FUNDS (H.4230)

STATE ROAD PROJECTS

Project Number	PROJECT DESCRIPTION	WORK TYPE	RESPONSIBLE AGENCY	BUDGET	TOTAL EXPENDITURES	CURRENT FISCAL YEAR EXPENDITURES	REMAINING BUDGET
H4230	See attached list	Resurface	SCDOT	$ 7,586,797	$ 7,586,797	2,664,924	$ -
	TOTALS			$ 7,586,797	$ 7,586,797	2,664,924	$ -

ANDERSON CTC ANNUAL C FUND REPORT
JULY 1, 2017 - JUNE 30, 2018
SFY 16-17 NON-RECURRING FUNDS (P117.135)

INCOME AND EXPENSES		
Balance of Funds as of July 1, 2017		**$ 1,760,000**
Income:		
Funds Received for Period July 1, 2017 through June 30, 2018	$ -	
Interest Earned for Period July 1, 2017 through June 30, 2018	$ -	
Funds Received for Return of Uncommitted Balance	$ 5.39	
Total Income		$ 5
Expenses:		
State Road Project Expenditures	$ 821,851	
Total Expenditures		$ 821,851
Balance of Funds as of June 30, 2018		**$ 938,154**
FUNDING COMMITMENTS		
State Road Projects	$ (938,149)	
Total Commitments		$ (938,149)
Total Uncommitted Funds Available for New Projects		**$ 5.39**

 PROJECTS FUNDED WITH NON-RECURRINGS FUNDS (P117.135)

STATE ROAD PROJECTS

Project Number	PROJECT DESCRIPTION	WORK TYPE	RESPONSIBLE AGENCY	BUDGET	TOTAL EXPENDITURES	CURRENT FISCAL YEAR EXPENDITURES	REMAINING BUDGET
P117.135	see attached list **roads let with H4230	Resurface	SCDOT	$ 1,760,000	$ 821,851	821,821	$ 938,149
	TOTALS			$ 1,760,000	$ 821,851	821,821	$ 938,149

CTC Chairman: Robert P. Townsend
(Signature)

Date: 9/18/18

PLEASE DISPLAY EACH PROJECT AS IT WAS AWARDED. (EXP. IF SMITH BROTHERS WAS AWARDED A CONTRACT FOR THE RESURFACING OF 15 DIFFERENT ROADS, THE PROJECT WOULD BE LISTED ONE TIME, NOT FOR EACH INDIVIDUAL ROAD)

Road Number	Road Name	Mileage
AN-101521	E Market Street	0.08
AN-10-1208	High Street	0.12
AN-10-1540	Beltline Boulevard	0.53
AN-10-1570	Murray Avenue	0.22
AN-10-1452	Townsend Street	0.08
AN-10-1240	Kensington Court	0.03
HP-19-1636	Ashley Street	0.14
HP-19-1697	Kennedy Street	0.11
HP-19-1652	Chiquola Avenue	0.47
HP-19-1735	Saluda Street	0.71
PN-04-1892	Micasa Drive	0.49
PN-4-1830	E Blue Ridge Street	0.37
PN-4-1870	Keese Street	0.33
PN-4-1934	Winston Street	0.4
PN-4-1846	Crawford Circle	0.16
WP-1-20	Smith Street	0.14
WP-1-16	Drake Street	0.27
WP-1-5	Burkett Street	0.28
WP-1-8	James Street	0.24
SP-1-14	Evans Street	0.1
WM-7-1947	Black Street	0.04
WM-7-2009	Lee Street	0.01

Road Number	Road Name	Segment	Miles
S-338	Glenwood Avenue	SC-28 - S-472	1.18
S-699	Camfield Road	Lindale - Millgate	0.55
S-325	Cleveland Avenue	White - S McDuffie	0.41
S-313	Edgewood Avenue	Hwy 28 - Mauldin	1.11
S-691	College Avenue	Bellview - Summit	1.06
S-840	Woodfield Drive	Woodridge - Stone Creek	0.27
S-841	Woodridge Drive	Concord - Echo	0.42
S-619	Carolina Circle	Carter - N. Main	0.16
S-650	Manning Street	E Whitner - E Hampton	0.62
S-326	Caughlin Avenue	Railroad - Whitner	0.54
S-894	Leftwich Lane	Bellhaven - Dead End	0.25
S-834	Cater Street	Hwy 28 - Ella	0.21
S-625	D Street	Mills - Glenn	0.34
S-411	Norris Street	S Towers - SC - 28	0.22
S-415	Franklin Street	Railroad Tract - W Market	1
S-650	North Manning Street	E Orr - S - 652	0.12
S-835	Ridgecrest Avenue	S-110 - S-309	0.47
S-703	E Street	Mills - S - 352	0.39
S-345	H Street	Dixon - S-490	0.28
S-619	Carolina Circle	Carter - S-410	0.25
S-833	Peachtree Street	SC-28 - S-619	0.14
S-624	Piedmont Avenue	S-343 - S-71	0.34
S-453	Park Drive	SC-81 - End State Maint.	0.24
S-138	West Green Street	SC-81 - Hampton	0.24
S-15	Central Street	E Green - Cruette	0.2
S-470	Bannister Street	Blue Ridge - Church	0.27
S-397	Campbell Street	Oneal - Hwy 76	0.47
S-661	Hillcrest Avenue	Broyles - Guthrie	0.32
S-597	Myrtle Avenue	Anderson - Watkins	0.46
S-671	McKay Road	SC-252 - Samuel	0.43
S-297	Brook Street	SC-252 - Sherwood	0.55
S-297	Brook Street	Sherwood - Tribble	0.42
S-299	West Oak Drive	Brentwood - Poplar	0.1
S-29	Highway 29	SC-28 - RR Tracks	0.31
S-226	Broad Street	E Queen - S Mechanic	0.42
S-29	Highway 29	S-115 - S-1056	0.3
S-307	Buchanan Circle	Cherry - Cherry	0.26
S-777	Sylvia Lane	Welborn - Tasha	0.12
S-455	College Avenue	SC-8 - Bellview	0.23
S-779	Welborn Street	Main - 220' N Sylvia	0.07
S-779	Welborn Street	Dianne - Dendy	0.1
S-503	Broad Street	Academy - Gossett	0.3
S-576	Williams Street	Gossett - S Hamilton	0.8
S-212	Mahaffey Road	S Academy - Spring St	0.4
S-301	Gossett Drive	W Main - Williams	0.25
S-671	McKay Road	City Limits - SC - 185	3
S-413	E Front Street	SC-153 - SC-1146	1.64
S-23	Old Dobbins Bridge Road	I-85 - Truckstop	0.5
S-143	Old Anderson Road	SC-81 - SC-153	2.16
S-81	Anderson Road	SC-247 - Abbeville Co	8.63
			33.52
			65.86

BEAUFORT

Chairman Kraig Gordon

BEAUFORT COUNTY CTC ANNUAL FUND REPORT
JULY 1, 2017- JUNE 30, 2018
RECURRING FUNDS

INCOME AND EXPENSES		
Balance of Funds as of July 1, 2017		**$3,475,093**
Income:		
Funds Received for Period July 1, 2017 through June 30, 2018	$1,954,681	
Interested Earned for Period July 1, 2017 through June 30, 2018	$0	
Donor Bonus Received	$330,961	
Total Income at June 30, 2018	$2,285,642	$2,285,642
Expenses:		
Administrative Expenses	$698	
Local Paving Project Expenditures	$423,973	
State Road Project Expenditures	$1,478,915	
Total Expenditures	$1,903,587	$1,903,587
Balance of Funds as of June 30, 2018		**$3,857,148**
FUNDING COMMITMENTS		
Local Paving Projects	$2,646,672	
State Road Projects	$1,363,177	
Total Committed Funds	$4,009,849	$4,009,849
Total Uncommitted Funds Available for New Projects		($152,701)

PROJECTS FUNDED WITH RECURRING FUNDS

LOCAL PAVING PROJECTS

PROJECT NUMBER	PROJECT DESCRIPTION	WORK TYPE	RESPONSIBLE AGENCY	BUDGET	TOTAL EXPENDITURES	CURRENT FISCAL YEAR EXPENDITURES	REMAINING BUDGET
	Contract 50WE Dirt Road Improvements	Paving	County	$ 3,035,325.00	$ 386,088.90	$ 386,088.90	$ 2,649,236.10
54764	Albertha Fields Rd.						
54765	Almond Dr.						
54766	Coker Lane						
54767	Devonwood Dr.						
54768	Mary Smalls Rd.						
54769	Shiney Rd.						
County Maintained Paved Roads	Pavement Condition Survey for County Maintained Roads BCTC Approved for Funding	Engineering Services	County	$ 141,400.00	$ 106,080.00	$ 37,884.00	$ (2,564.00)
	TOTALS			$ 3,176,725.00	$ 492,168.90	$ 423,972.90	$ 2,646,672.10

EXPENDITURES FOR LOCAL PAVING PROJECTS AS PERCENT OF TOTAL INCOME = 21.69 22%

STATE ROAD PROJECTS

PROJECT NUMBER	PROJECT DESCRIPTION	WORK TYPE	RESPONSIBLE AGENCY	BUDGET	TOTAL EXPENDITURES	CURRENT FISCAL YEAR EXPENDITURES	REMAINING BUDGET
54901	2016 SCDOT Road Resurfacing Project Contract Awarded 4/25/16 SCDOT Roads selected for Resurfacing by BCTC 9/16/15	Resurfacing	County	$ 1,250,000.00	$ 1,241,049.49	$ 1,241,049.49	$ 8,950.51
US 21 & S-7-233	Town of Port Royal Sidewalk Project BCTC Approved Funding 11/16/16	Sidewalk	Town of Port Royal	$ 39,451.00	$ -	$ -	$ 39,451.00
US 21/ SC 170	Beaufort County Traffic Signal Replacement & Data Collection US 21/ SC 170 Intersection BCTC Approved Funding 5/18/16	Traffic Signal	County	$ 187,000.00	$ 54,608.00	$ -	$ 132,392.00
54923	City of Beaufort Sidewalk Repair Southside Blvd. BCTC 5/20/15	Sidewalk	City	$ 130,000.00	$ 130,000.00	$ 130,000.00	$ -
54910	Monotube Mast Arms	Traffic		$ 60,000.00	$ 56,788.92	$ 56,788.92	$ 3,211.08
54912	US 278 Signal Timing Improvements BCTC 9/20/17	Traffic Signal	Beaufort County	$ 70,000.00	$ 34,780.51	$ 34,780.51	$ 35,219.49
54911	Paris Ave./Ribaut Rd. Intersection Upgrade BCTC 9/20/17	Traffic Signal	Town of Port Royal	$ 20,000.00	$ 16,046.52	$ 16,046.52	$ 3,953.48
54932	Resurfacing Improvements to +/- 5.56 miles of various roads located in the City Limits BCTC 9/20/17	Resurfacing	City of Beaufort	$ 290,000.00			$ 290,000.00
54929	Pope Ave Resurfacing Improvements BCTC 9/20/17	Resurfacing	Town of Hilton Head	$ 850,000.00	$ -	$ -	$ 850,000.00
07 C P032411(B)	Resurface Palmetto Bay Rd. (US 278) 5/17/18	Resurfacing	SDOT	$ 405,000.00	$ 405,000.00	$ -	$ -
07 C P032412	Repair Bridge Approches both sides at US 21 at Chowan Creek, SC 170 at Broad River & SC 170 at Chechessee River 5/17/18	Repair	SCDOT	$ 240,000.00	$ 240,000.00	$ -	$ -
07 C P037466	Melanie Lowther Memorial Bridge Dedication Signs	Dedication Signs	SCDOT Donation	$ 250.00	$ 250.00	$ 250.00	$ -
	TOTALS			$ 3,541,701.00	$ 2,178,523.44	$ 1,478,915.44	$ 1,363,177.56

EXPENDITURES FOR STATE ROAD PROJECTS AS PERCENT OF TOTAL INCOME = 71.285 71%

BEAUFORT CTC ANNUAL C FUND REPORT
JULY 1, 2017 - JUNE 30, 2018
SFY 16-17 NON-RECURRING FUNDS (P117.135)

INCOME AND EXPENSES		
Balance of Funds as of July 1, 2016		-
Income:		
Funds Received for Period July 1, 2016 through June 30, 2017	-	
Interest Earned for Period July 1, 2016 through June 30, 2017	-	
Total Income		-
Expenses:		
State Road Project Expenditures	-	
Total Expenditures		-
Balance of Funds as of June 30, 2017		-
FUNDING COMMITMENTS		
State Road Projects	-	
Total Commitments		
Total Uncommitted Funds Available for New Projects		-

PROJECTS GROUPED WITHIN SIX CURRENT SIGNIFICANCE.

STATE ROAD PROJECTS

1	2	3	4	5	6	7	8
PROJECT NUMBER	PROJECT DESCRIPTION	WORK TYPE	RESPONSIBLE AGENCY	BUDGET	TOTAL EXPENDITURES	CURRENT FISCAL YEAR EXPENDITURES	REMAINING BUDGET
S-7-80	2017 C Fund Programming Request - 507 C PO 32411 Resurface Palmetto Bay Road August 2016	Resurfacing	SCDOT	$1,295,000	1,295,000	0	$0
	TOTALS			$1,295,000	$1,295,000	$0	$0

CTC CHAIRMAN Signature

DATE 28 Nov 2018

BERKELEY

Chairman Tom Lewis

BERKELEY COUNTY CTC ANNUAL C FUND REPORT
JULY 1, 2017 - JUNE 30, 2018

INCOME AND EXPENSES		
Balance of Funds as of July 1, 2017		$ 4,040,682
Income:		
Funds Received for Period July 1, 2017 through June 30, 2018	$ 2,762,850	
Interest Earned for Period July 1, 2017 through June 30, 2018	$ 8,799	
Total Income		$ 2,771,649
Expenses:		
Administrative Expenses	$. 48	
Local Paving Project Expenditures	$ 1,482,036	
State Road Project Expenditures	$ -	
Total Expenditures		$ 1,482,084
Balance of Funds as of June 30, 2018		$ 5,330,247
FUNDING COMMITMENTS		
Local Paving Projects	$ 3,312,182	
State Road Projects	$ 650,500	
Total Committed Funds		$ 3,962,682
Total Uncommitted Funds Available for New Projects		$ 1,367,565

LOCAL PAVING PROJECTS

Project Number	PROJECT DESCRIPTION	WORK TYPE	RESPONSIBLE AGENCY	BUDGET	TOTAL EXPENDITURES	CURRENT FISCAL YEAR EXPENDITURES	REMAINING BUDGET
09 B 006	Sangaree Parkway Sidewalk	Sidewalk & Related Improvements	County	$ 9,675.00	$ -	$ -	$ 9,675.00
09 B 007 09 B 008 09 B 009	Tomaka Drive, Longstreet St & Beauregard Rd Sidewalk	Sidewalk & Related Improvements	County	$ 42,500.00	$ 43,338.24	$ -	$ (838.24)
09 B 012	Gainesborough Drive	Road Widening & Related Improvements	County	$ 1,922,183.26	$ 1,922,183.26	$ 378,292.95	$ -
10 M 001	Moncks Corner Recreation Complex Rd	Construction	Town of Moncks Corner	$ 325,405.48	$ 325,405.48	$ -	$ -
10 B 003	Trinity Church Rd	Paving	County	$ 897,293.20	$ 897,293.20	$ -	$ -
10 H 004	Tanner Plantation Trail	Multipurpose Trail	City of Hanahan	$ 66,400.00	$ 66,400.00	$ -	$ -
12 B 001	Gainesborough Drive Design Revision	Engineering	County	$ 54,879.06	$ 54,879.06	$ -	$ -
14 B 001	Local Street Resurfacing	Resurfacing	County	$ 1,150,000.00		$ -	$ 1,150,000.00
16 B 001	2015 Local Street Resurfacing	Resurfacing	County	$ 2,000,000.00	$ 966,654.40	$ -	$ 1,033,345.60
17 B 008	Local Pavement Preservation	Resurfacing	County	$ 1,120,000.00		$ -	$ 1,120,000.00
18 B 001	2018 Local Street Resurfacing	Resurfacing	County	$ 1,103,743.29	$ 1,103,743.29	$ 1,103,743.29	$ -
	TOTALS			$ 8,692,079.29	$ 5,379,896.93	$ 1,482,036.24	$ 3,312,182.36

EXPENDITURES FOR LOCAL PAVING PROJECTS AS PERCENT OF TOTAL INCOME = 53.50%

STATE ROAD PROJECTS

Project Number	PROJECT DESCRIPTION	WORK TYPE	RESPONSIBLE AGENCY	BUDGET	EXPENDITURES	CURRENT FISCAL YEAR EXPENDITURES	REMAINING BUDGET
10 D 006	Mendel Rivers Rd	Resurface	County	$ 568,000.00	$ -	$ -	$ 568,000.00
11 D 003	Viper Rd	Resurface	County	$ 82,500.00	$ -	$ -	$ 82,500.00
P027334	Resurface all or a portion of S-35, S-77, S-251, S-316, S-379, S-288, S-438, S-440, S-519, S-633, S-634, S-762, S-993, S-1150, S-1173, S-1202 & S-1220	Resurface	State	$ 2,606,237.26	$ 2,606,237.26		$ -
P029501 (B)	Resurface S-22, S-38, S-40, S-73, S-83, S-84, S-108, S-109, S-153, S-197, S-245, S-250, S-285, S-321, S-323, S-508, S-509, S-522, S-549, S-565, S-591, S-624, S-625, S-751, S-752, S-989, S-1038, S-1065, S-1138 & S-1216	Resurface	State	$ 676,343.29	$ 676,343.29		$ -
P030002 (B)	Resurface S-61, S-138, S-1081, S-1151, S-97, S-944, S-24, S-37, S-225, S-413, S-562, S-708, S-9, S-147, S-173, S-590, S-866 & S-1141	Resurface	State	$ 5,753,447.61	$ 5,753,447.61		$ -
P030003	Install drainage pipe on Hill St (S-110)	Drainage	State	$ 319,575.20	$ 319,575.20		$ -
P030668	Resurface Copperhead Rd (S-125)	Resurface	State	$ 1,169,355.19	$ 1,169,355.19		$ -
P034696	Name Main Street Ext. from Rembert C Dennis Blvd to US-52 in Moncks Corner & SC-6 from US-52 to Ranger Dr in Cross the "John Trout Memorial Highway"	Dedication Sign	State	$ 500.00	$ 500.00		$ -
	TOTALS			$ 11,175,958.55	$ 10,525,458.55	$ -	$ 650,500.00

EXPENDITURES FOR STATE ROAD PROJECTS AS PERCENT OF TOTAL INCOME = 0.00%

BERKELEY COUNTY CTC ANNUAL C FUND REPORT
JULY 1, 2017 - JUNE 30, 2018
NON-RECURRING FUNDS (H.4230)

INCOME AND EXPENSES		
Balance of Funds as of July 1, 2017		$ (11)
Income:		
Funds Received for Period July 1, 2017 through June 30, 2018	$ -	
Interest Earned for Period July 1, 2017 through June 30, 2018	$ -	
Total Income		$ -
Expenses:		
State Road Project Expenditures	$ -	
Total Expenditures		$ -
Balance of Funds as of June 30, 2018		$ (11)
FUNDING COMMITMENTS		
State Road Projects	$ -	
Total Commitments		$ -
Total Uncommitted Funds Available for New Projects		$ (11)

PROJECTS FUNDED WITH NON-RECURRINGS FUNDS (H.4230)

STATE ROAD PROJECTS

Project Number	PROJECT DESCRIPTION	WORK TYPE	RESPONSIBLE AGENCY	BUDGET	EXPENDITURES	CURRENT FISCAL YEAR EXPENDITURES	REMAINING BUDGET
P029501 (A)	Resurface S-22, S-38, S-40, S-73, S-83, S-84, S-108, S-109, S-153, S-197, S-245, S-250, S-285, S-321, S-323, S-357, S-508, S-509, S-522, S-549, S-565, S-591, S-624, S-625, S-751, S-752, S-989, S-1038, S-1065, S-1138 & S-1216	Resurface	SCDOT	$ 3,613,787.35	$ 3,613,787.35	$ -	$ -
P030002 (A)	S-61, S-110, S-138, S-1081, S-1151, S-97, S-944, S-24, S-37, S-225, S-413, S-562, S-708, S-9	Resurface	SCDOT	$ 4,207,063.99	$ 4,207,063.99	$ -	$ -
	TOTALS			$ 7,820,851.34	$ 7,820,851.34	$ -	$ -

BERKELEY COUNTY CTC ANNUAL C FUND REPORT
JULY 1, 2017 - JUNE 30, 2018
NON-RECURRING FUNDS (P117.135)

INCOME AND EXPENSES		
Balance of Funds as of July 1, 2017		$ 5,540
Income:		
Funds Received for Period July 1, 2017 through June 30, 2018	$ -	
Interest Earned for Period July 1, 2017 through June 30, 2018	$ -	
Total Income		$ -
Expenses:		
State Road Project Expenditures	$ -	
Total Expenditures		$ -
Balance of Funds as of June 30, 2018		$ 5,540
FUNDING COMMITMENTS		
State Road Projects	$ -	
Total Commitments		$ -
Total Uncommitted Funds Available for New Projects		$ 5,540

PROJECTS FUNDED WITH NON-RECURRINGS FUNDS (P117.135)

STATE ROAD PROJECTS

Project Number	PROJECT DESCRIPTION	WORK TYPE	RESPONSIBLE AGENCY	BUDGET	EXPENDITURES	CURRENT FISCAL YEAR EXPENDITURES	REMAINING BUDGET
P031997	Repair and Resurface SC-402	Resurface	SCDOT	$ 1,766,700	$ 1,766,700	-	$ -
	TOTALS			$ 1,766,700	$ 1,766,700	-	$ -

CTC Chairman: Thomas R. Lewis
(Signature)

Date: 10/16/2018

Berkeley – 2017 Road Resurfacing (Local Roads)

Blenheim Court	Goose Creek
Hidden Fawn Circle	Goose Creek
Spike Point Court	Goose Creek
Ceinwein Court	Goose Creek
Roundtable Lane	Goose Creek
Doulton Lane	Goose Creek
Clarendon Court	Goose Creek
Deerfield Drive	Goose Creek
Mallock Court	Goose Creek
Laird Court	Summerville
Mendenhall Street	Summerville
Glasgow Circle	Summerville
Commissioners Court	Hanahan
Kingfisher Circle	Hanahan
Woodpecker Lane	Hanahan
Sorento Boulevard	Hanahan
Spooner Court	Goose Creek
Fox Hunt Road	Goose Creek
Splitrail Drive	Goose Creek
Squire Court	Goose Creek
Berringer Drive	Goose Creek
Springfield Place	Goose Creek
Winding Rock Road	Goose Creek
Red Cypress Drive	Goose Creek
McDougal Circle	Summerville
Fox Squirrel Run	Summerville
Eastover Circle	Summerville
Limerick Circle	Summerville
Sweetgrass Boulevard	Hanahan
Eaglet Lane	Hanahan
White Ibis Court	Hanahan

Berkeley- Local Roads

Route Name	Requested By	Subdivision	Total Mileage to be Completed	Notes	Length	Width	Area SY	%Patch SY	Leveling
Woodsage Drive	Hanahan	The Gardens	0.56		3005	22	7345.6	367.3	9.2
Weavers Way	Hanahan	Sweetgrass	0.19		1110	22	2713.3	135.7	3.4
Sweetgrass Blvd.	Hanahan	Sweetgrass	0.7	All of Sweetgrass Blvd. except section of roadway from 7201 Sweetgrass Blvd. to 7235	3696	22	9034.7	451.7	11.3
Crossbill Trail	Hanahan	Ibis Glade	0.67		3540	22	8653.3	432.7	10.8
Song Sparrow Way	Hanahan	Eagle Bluff	0.42		2217.6	22	5420.8	271.0	6.8
Hawks Cr.	Hanahan	The Reserve	0.825		4356	22	10648.0	532.4	13.3
Loganberry Circle	Goose Creek		0.758	Around the circle to be resurfaced with some areas that need patching.	4002.2	22	9783.3	489.2	12.2
Adler Drive	Goose Creek	Liberty Hall Plantation	0.12		637	22	1557.1	77.9	1.9
Slow Mill Drive	Goose Creek	Liberty Hall Plantation	0.72		3801.6	22	9292.8	464.6	11.6
Cypress View Drive	Goose Creek	Liberty Hall Plantation	0.32		1689.6	22	4130.1	206.5	5.2
Broken Branch Road	Goose Creek	Liberty Hall Plantation	0.27		1425.6	22	3484.8	174.2	4.4
Elbow Circle	Goose Creek	Liberty Hall Plantation	0.17		987.6	22	2414.1	120.7	3.0
Banner Court	Goose Creek	Liberty Hall Plantation	0.03		158.4	22	387.2	19.4	0.5
Avalon Court	Goose Creek	Liberty Hall Plantation	0.02		105.6	22	258.1	12.9	0.3
Crosby Court	Goose Creek	Liberty Hall Plantation	0.03		158.4	22	387.2	19.4	0.5
Moss Grove Dr Double Entrance	Berkeley County	Moss Grove	0.18	*WIDTH MEASUREMENT INCLUDES MEDIAN	966	56	6010.7	300.5	7.5
Moss Grove Dr	Berkeley County	Moss Grove	0.76		4031	22	9853.6	492.7	12.3
Sugar Tree PL	Berkeley County	Moss Grove	0.04		340	22	831.1	41.6	1.0
Sunny Side Ct	Berkeley County	Moss Grove	0.04		340	22	831.1	41.6	1.0
Lakewind Dr	Berkeley County	Moss Grove	0.77		4065.6	22	9938.1	496.9	12.4

Crystal Oaks Ln	Berkeley County	Moss Grove	0.15		1005	22	2456.7	122.8	3.1
Evening Shade Dr	Berkeley County	Moss Grove	0.18		1163	22	2842.9	142.1	3.6
Emerald Island Dr	Berkeley County	Moss Grove	0.53		3223	22	7878.4	393.9	9.8
Owl Watch Way	Berkeley County	Moss Grove	0.06		382	22	933.8	46.7	1.2
Cicadas Song Dr	Berkeley County	Moss Grove	0.37		2200	22	5377.8	268.9	6.7
Silver Moss Dr Double Entrance	Berkeley County	Moss Grove	0.03	*WIDTH MEASUREMENT INCLUDES MEDIAN	158.4	65	1144.0	57.2	1.4
Silver Moss Dr	Berkeley County	Moss Grove	0.2		1056	22	2581.3	129.1	3.2
Early Morning Dr	Berkeley County	Moss Grove	0.12		633.6	22	1548.8	77.4	1.9
Red Leaf Blvd Double Entrance 1	Berkeley County	Foxbank Plantation	0.03		158.4	22	387.2	19.4	0.5
Red Leaf Blvd Double Entrance 2	Berkeley County	Foxbank Plantation	0.02		105.6	22	258.1	12.9	0.3
Red Leaf Blvd.	Berkeley County	Foxbank Plantation	0.79		4171.2	22	10196.3	509.8	12.7
Harriswood Ln	Berkeley County	Foxbank Plantation	0.21		1108.8	22	2710.4	135.5	3.4
Killarney Trail	Berkeley County	Foxbank Plantation	0.94		4963.2	22	12132.3	606.6	15.2
Worthington Drive	Berkeley County	Foxbank Plantation	0.14		739.2	22	1806.9	90.3	2.3
Glenmore Drive	Berkeley County	Foxbank Plantation	0.3		1584	22	3872.0	193.6	4.8
Woodbrook Way	Berkeley County	Foxbank Plantation	0.83		4382.4	22	10712.5	535.6	13.4
Topsaw Ln	Berkeley County	Foxbank Plantation	0.42		2217.6	22	5420.8	271.0	6.8
Albrighton Way	Berkeley County	Foxbank Plantation	0.36		1900.8	22	4646.4	232.3	5.8
Crossland Dr	Berkeley County	Foxbank Plantation	0.47		2481.6	22	6066.1	303.3	7.6
Brayton Ln	Berkeley County	Foxbank Plantation	0.1		528	22	1290.7	64.5	1.6
Fox Bank Plant Blvd.	Berkeley County	Foxbank Plantation	1.16		6124.8	22	14971.7	748.6	18.7
Saluda Dr	Berkeley County	Foxbank Plantation	0.33		1742.4	22	4259.2	213.0	5.3
Devonshire Dr	Berkeley County	Foxbank Plantation	0.29		1531.2	22	3742.9	187.1	4.7

Congaree Rd	Berkeley County	Foxbank Plantation	0.08		422.4	22	1032.5	51.6	1.3
Lamplighter Ln	Berkeley County	Berkeley Commons	0.16		1268	22	3099.6	155.0	3.9
Patriot Ln	Berkeley County	Berkeley Commons	0.21		1108.8	22	2710.4	135.5	3.4
Dunning Rd	Berkeley County	Berkeley Commons	0.47		2906	22	7103.6	355.2	8.9
Kingswood Place	Berkeley County	Berkeley Commons	0.07		369.6	22	903.5	45.2	1.1
Jamestown Dr	Berkeley County	Berkeley Commons	0.23		1639	22	4006.4	200.3	5.0
Sterling Oaks Dr Double Entrance	Berkeley County	Sterling Oaks	0.05	*WIDTH MEASUREMENT INCLUDES MEDIAN	264	65	1906.7	95.3	2.4
Sterling Oaks Dr	Berkeley County	Sterling Oaks	1.12		5913.6	22	14455.5	722.8	18.1
Quenby Ln	Berkeley County	Sterling Oaks	0.32		1689.6	22	4130.1	206.5	5.2
Sheffield Ct	Berkeley County	Sterling Oaks	0.08		422.4	22	1032.5	51.6	1.3
Sterling Oaks Ct	Berkeley County	Sterling Oaks	0.03		158.4	22	387.2	19.4	0.5
Limetree Ln	Berkeley County	Sterling Oaks	0.13		686.4	22	1677.9	83.9	2.1
Quenby Ct	Berkeley County	Sterling Oaks	0.02		105.6	22	258.1	12.9	0.3
Scarlet oaks Ct	Berkeley County	Sterling Oaks	0.16		844.8	22	2065.1	103.3	2.6
Cypress Forest Dr Double Entrance	Berkeley County	Cypress Ridge	0.03	*WIDTH MEASUREMENT INCLUDES MEDIAN	158.4	45	792.0	39.6	1.0
Cypress Forest Dr	Berkeley County	Cypress Ridge	0.71		3748.8	22	9163.7	458.2	11.5
Sabal Palmetto Ct	Berkeley County	Cypress Ridge	0.15		792	22	1936.0	96.8	2.4
Tallow Ct	Berkeley County	Cypress Ridge	0.1		528	22	1290.7	64.5	1.6
Carolina Wren Ave	Berkeley County	Cypress Ridge	0.49		2587.2	22	6324.3	316.2	7.9
Southern Sugar Ave	Berkeley County	Cypress Ridge	0.24		1267.2	22	3097.6	154.9	3.9
Foster Tern St	Berkeley County	Cypress Ridge	0.05		264	22	645.3	32.3	0.8
Black Gum Cir	Berkeley County	Cypress Ridge	0.05		264	22	645.3	32.3	0.8
Bald Eagle Ct	Berkeley County	Cypress Ridge	0.06		316.8	22	774.4	38.7	1.0

River Row Dr	Berkeley County	Cypress Ridge	0.25		1320	22	3226.7	161.3	4.0
Morelets Dr	Berkeley County	Cypress Ridge	0.11		580.8	22	1419.7	71.0	1.8
			21.00		**113819**		**284297.1**	**14214.85**	355.4

CHARLESTON

Chairman Wilbert O'Brien Limehouse

CHARLESTON COUNTY ANNUAL C FUND REPORT
JULY 2017 - JUNE 2018

INCOME AND EXPENSES

Balance of Funds as of July 1, 2017			$	13,080,776
			$	13,080,776
Income:				
Funds Received for Period July 1, 2017 through June 30, 2018	$	6,134,050		
Interest Earned for Period July 1, 2017 through June 30, 2018	$	171,524		
Total Income			$	6,305,574
Expenses:				
Administrative Expenses	$	224		
Local Road Project Expenditures	$	5,048,653		
State Road Project Expenditures	$	1,726,529		
Total Expenditures			$	6,775,406
Balance of Funds as of June 30, 2018			$	12,610,943

FUNDING COMMITMENTS

Local Road Projects	$	6,556,851
State Road Projects	$	3,948,279
Total Committed Funds	$	10,505,129
Total Uncommitted Funds Available for New Projects	$	2,105,814
Uncommitted Funds as Percent of Total Income = 33.4%		

CTC Chairman _____

Date: Oct 9 2018

STATE ROAD PROJECTS

ROAD ROUTE	Org Key	PROJECT DESCRIPTION	WORK TYPE	RESPONSIBLE AGENCY	BUDGET	TOTAL EXPENDITURES	Current Fiscal Year Expenditures	REMAINING BUDGET
S-2117	W42047405	45th to 52nd Avenue Drainage	Drainage	Charleston County	$ 100,000	$ -	$ -	$ 100,000
S-2118	W42047605	46th - 52nd Ave Drain	Drainage	Charleston County	$ 100,000	$ -	$ -	
S-2118	W42047605	46th-52nd Ave Drain	Drainage	Charleston County	$ 100,000	$ -	$ -	$ 100,000
S-52	W42047501	Ashley Avenue Drainage 2nd St	Drainage	Charleston County	$ 50,000	$ 50,000	$ -	$ -
S-103	W42047505	Ashley Avenue Drainage 2nd St	Drainage	Charleston County	$ 50,000	$ 37,920	$ -	$ 12,080
S-28	W42047602	Camp Road Sidewalk	Safety - Pedestrian	Charleston County	$ 301,500	$ 123,919	$ 28,365	$ 177,581
S-659	W42047007	Cherry St Improvements	Roadway and Drainage	Charleston County	$ 77,765	$ 52,530	$ -	$ 25,235
S-659	W42047103	Cherry St Improvements	Roadway and Drainage	Charleston County	$ 70,000	$ -	$ -	$ 70,000
S-659	W42047202	Cherry St Improvements	Roadway and Drainage	Charleston County	$ 100,000	$ 152	$ -	$ 99,848
S-642	W42047507	Dorchester Road Sidewalk	Safety - Pedestrian	Charleston County	$ 44,039	$ 44,039	$ 44,039	$ -
S-62	W42047603	E Montague Ave Crosswalks	Safety - Pedestrian	Charleston County	$ 250,000	$ 180,262	$ 178,985	$ 69,738
S-171	W42047502	Folly Road Trans Study	Safety - Pedestrian	Charleston County	$ 100,000	$ -	$ -	$ 100,000
S-703	W42047610	IOP Connector Palm Blvd	Safety - Pedestrian	Charleston County	$ 25,000	$ 12,237	$ 12,237	$ 12,763
S-56	W42047407	Lauda Dr at Mathis Ferry Study	Intersection - Capacity	Charleston County	$ 17,042	$ 8,685	$ -	$ 8,357
S-599	W42007808	Middle Street Drainage	Drainage	Charleston County	$ 50,000	$ 50,000	$ -	$ -
Various	W42047110	Museum Signs	Roadway Safety	Charleston County	$ 7,000	$ -	$ -	$ 7,000
SC 7	W42047205	Northbridge Park Path	Safety - Pedestrian	Charleston County	$ 50,000	$ 50,000	$ -	$ -
S-2274	W42047611	Northside Dr Sidewalk	Safety - Pedestrian	Charleston County	$ 400,000	$ 33,928	$ 33,928	$ 366,072
S-1272	W42047503	Pelzer Drive Sidewalk	Safety - Pedestrian	Charleston County	$ 200,000	$ 73,441	$ 38,023	$ 126,559
S-1272	W42047601	Pelzer Drive Sidewalk	Safety - Pedestrian	Charleston County	$ 75,000	$ 18,314	$ 16,969	$ 56,686
S-9	W42047302	Pinckney St Boardwalk	Safety - Pedestrian	Charleston County	$ 100,000	$ 29,474	$ 881	$ 70,526
S-9	W42047612	Pinckney St Boardwalk	Safety - Pedestrian	Charleston County	$ 100,000	$ -	$ -	$ 100,000
S-38	W42047606	Pk Ferry Right Turn	Safety - Intersection	Charleston County	$ 275,000	$ 206,248	$ 169,800	$ 68,752
S-477 / S-275	W42047604	Ravenel Intersection	Safety - Intersection	Charleston County	$ 29,283	$ 29,283	$ -	$ 0
S-963/1595	W42046903	Red Sunset	Roadway and Drainage	Charleston County	$ 150,000	$ 114,564	$ 4,663	$ 35,436
S-13	W42047608	Remount Road Right Turn	Safety - Intersection	Charleston County	$ 280,000	$ 133,756	$ 118,110	$ 146,244
(81% local, 19% St)	W42040001	Resurfacing	Resurfacing	Charleston County	$ 8,546,905	$ 7,442,732	$ 884,123	$ 1,104,173
SC 41	W42047303	Rivertown DW Rt Turn	Safety - Intersection	Charleston County	$ 285,000	$ 285,000	$ -	$ -
SC 41	W42047506	Rivertowne Dunes West	Safety - Intersection	Charleston County	$ 225,000	$ 218,057	$ -	$ 6,943
SC41	W42047204	Rivertowne Parkway/Dunes W	Safety - Intersection	Charleston County	$ 100,000	$ 95,157	$ -	$ 4,843
S-1168	W42047404	Savage Road Sidewalk	Safety - Pedestrian	Charleston County	$ 250,000	$ 133,669	$ 31,707	$ 116,331
Various	W42047201	SCDOT Dedication Signs FY12	Signage	Charleston County	$ 5,000	$ 4,250	$ 500	$ 750
Various	W42047301	SCDOT Dedication Signs FY13	Signage	Charleston County	$ 5,000	$ -	$ -	$ 5,000
Various	W42047401	SCDOT Dedication Signs FY14	Signage	Charleston County	$ 5,000	$ -	$ -	$ 5,000
S-569	W42047607	Scotia Street	Drainage	Charleston County	$ 250,000	$ 43,860	$ 5,420	$ 206,140
S-2523	W42047613	Seacoast Parkway Sidewalk	Safety - Pedestrian	Charleston County	$ 385,000	$ 39,283	$ 39,283	$ 345,718
S-1702	W42047614	Seaside Lane Sidewalk	Safety - Pedestrian	Charleston County	$ 165,000	$ 77,159	$ 77,159	$ 87,841
S-599	W42047609	Sullivans Island Crosswalk	Safety - Pedestrian	Charleston County	$ 15,000	$ 15,000	$ 10,000	$ -
S-599	W42047615	Sullivans Island Crosswalk	Safety - Pedestrian	Charleston County	$ 20,000	$ 20,000	$ 20,000	$ -
US17/SC174	W42047903	US17N at SC174 Turn Lane	Safety - Intersection	Charleston County	$ 100,959	$ 100,958	$ -	$ -
S-1595	W42047504	West 9th Street Extend	Roadway and Drainage	Charleston County	$ 325,000	$ 12,336	$ 12,336	$ 312,664
		TOTALS			$ 13,784,494	$ 9,736,214	$ 1,726,529	$ 3,948,279

EXPENDITURES FOR STATE ROAD PROJECTS AS PERCENT OF TOTAL INCOME = 27.4%

LOCAL PAVING PROJECTS

LOCAL ROUTE	Org Key	PROJECT DESCRIPTION	WORK TYPE	RESPONSIBLE AGENCY	BUDGET	TOTAL EXPENDITURES	Current Fiscal Year Expenditures	REMAINING BUDGET
	W42046403	Ashley Hall Plantation Rd Bridge	Bridge Replacement	Charleston County	$ 429,569	$ 105,594	$ 12,997	$ 323,975
	W42046602	Calhoun/W Hamilton	Roadway and Drainage	Charleston County	$ 825,000	$ 527,072	$ 522,936	$ 297,928
	W42046608	EOC Turn Lanes	Safety - Intersection	Charleston County	$ 75,000	$ 60,300	$ 28,377	$ 14,700
	W42046509	EOC Turn Lanes PCP	Safety - Intersection	Charleston County	$ 280,000	$ 240,886	$ 240,886	$ 39,114
	W42046510	Grand Oaks/W Ashley Cir	Roadway	Charleston County	$ 100,000	$ -	$ -	$ 100,000
	W42046405	Jerdone Street Sidewalk Connection	Safety - Pedestrian	Charleston County	$ 31,153	$ 31,154	$ -	$ -
	W42046506	Jerdone Street Sidewalk Connection	Safety - Pedestrian	Charleston County	$ 63,399	$ 63,399	$ -	$ -
	W42046508	Jerdone Street Sidewalk Connection	Safety - Pedestrian	Charleston County	$ 35,346	$ 35,346	$ -	$ -
	W42046501	Kiawah Parkway Sign	Roadway Safety	Charleston County	$ 10,000	$ -	$ -	$ 10,000
	W42046606	Lansing Dr Sidewalk	Safety - Pedestrian	Charleston County	$ 300,000	$ 47,390	$ 13,113	$ 252,610
	W42046502	Lemontree and Jeffrey Road	Roadway and Drainage	Charleston County	$ 91,703	$ 91,703	$ -	$ -
	W42046507	Lemontree and Jeffrey Road	Roadway and Drainage	Charleston County	$ 118,507	$ 118,507	$ -	$ -
	W42006510	Lincolnville Misc	Roadway and Drainage	Charleston County	$ 180,000	$ 179,974	$ 69,087	$ 26
	W42046503	New Road Rocking US 17	Roadway and Drainage	Charleston County	$ 100,000	$ 100,000	$ -	$ -
	W42046607	North Forrest Sidewalk	Safety - Pedestrian	Charleston County	$ 130,000	$ 14,420	$ 2,726	$ 115,580
	W42046303	Northwoods Blvd Right Turn	Safety - Intersection	Charleston County	$ 58,951	$ 58,962	$ -	$ -
	W42046401	Northwoods Blvd Right Turn	Safety - Intersection	Charleston County	$ 199,841	$ 199,841	$ -	$ -
	W42046504	Northwoods Blvd Sidewalk	Safety - Intersection	Charleston County	$ 200,000	$ 47,985	$ 1,588	$ 152,015
	W42046201	Palmetto Fort Subdivision	Rodway	Charleston County	$ 375	$ 375	$ -	$ -
(100% local, 0% St)	W42006511	Pavement Management	Asset Management	Charleston County	$ 54,916	$ 54,916	$ -	$ -
	W42046604	Pk W Blvd Sidewalk	Safety - Pedestrian	Charleston County	$ 210,000	$ 157,438	$ 150,810	$ 52,562
	W42046603	Porcher School Road Paving	Roadway and Drainage	Charleston County	$ 100,000	$ -	$ -	$ 100,000
	W42046001	Proj Req Evals	Project Evaluation	Charleston County	$ 20,000	$ 16,280	$ -	$ 3,720
(81% local, 19% St)	W42040001	Resurfacing	Resurfacing	Charleston County	$ 18,845,472	$ 14,138,210	$ 3,769,158	$ 4,707,262
	W42047901	Road Rating Pavement	Asset Management	Charleston County	$ 92,794	$ 91,324	$ -	$ 1,470
	W42046511	Seabrook Island Rd Drain	Roadway and Drainage	Charleston County	$ 125,000	$ -	$ -	$ 125,000
	W42046004	Specification Book	Spec book	Charleston County	$ 35,000	$ 2,189	$ -	$ 32,811
	W42046605	Stinson Sidewalk	Safety - Pedestrian	Charleston County	$ 215,717	$ 31,256	$ 11,695	$ 184,460
	W42046301	Tort Liability Insurance	Insurance	Charleston County	$ 6,624	$ 6,624	$ -	$ -
	W42046601	Tort Liability Insurance	Insurance	Charleston County	$ -	$ -	$ -	$ -
	W42046202	Trexler Ave	Roadway and Drainage	Charleston County	$ 175,000	$ 167,717	$ 21,615	$ 7,283
	W42046505	WA Greenway Extension Surfacing	Safety - Pedestrian	Charleston County	$ 140,000	$ 140,000	$ 140,000	$ -
	W42006712	West Dolphin	Drainage	Charleston County	$ 150,000	$ 150,000	$ -	$ -
	W42046512	Woodland Shores St. Design	Safety - Pedestrian	Charleston County	$ 100,000	$ 63,666	$ 63,666	$ 36,335
		TOTALS			$ 23,499,376	$ 16,942,528	$ 5,048,653	$ 6,556,851

EXPENDITURES FOR LOCAL ROAD PROJECTS AS PERCENT OF TOTAL INCOME = 80.1%

CHARLESTON COUNTY CTC ANNUAL C FUND REPORT

JULY 1, 2017 - JUNE 30, 2018

NON-RECURRING FUNDS (H.4230)

INCOME AND EXPENSES

Balance of Funds as of July 1, 2017		$ 121,657
Income:		
Funds Received for Period July 1, 2017 through June 30, 2018	$ -	
Interest Earned for Period July 1, 2017 through June 30, 2018	$ -	
Total Income		$ -
Expenses:		
State Road Project Expenditures	$ 121,657	
Total Expenditures		$ 121,657
Balance of Funds as of June 30, 2018		$ 0

FUNDING COMMITMENTS

State Road Projects	$ 0	
Total Commitments		$ 0
Total Uncommitted Funds Available for New Projects		$ (0)

STATE ROAD PROJECTS

Project Number	PROJECT DESCRIPTION	WORK TYPE	RESPONSIBLE AGENCY	BUDGET	EXPENDITURES	CURRENT FISCAL YEAR EXPENDITURES	REMAINING BUDGET
W42048601	Resurfacing FY 2016	Resurface	Charleston County	$ 9,020,924	$ 9,020,924	$ 121,657	$ 0
	TOTALS			$ 9,020,924	$ 9,020,924	$ 121,657	$ 0

CTC Chairman: Wilbur O'Neal
(Signature)

Date: Oct 9 2018

CHARLESTON COUNTY CTC ANNUAL C FUND REPORT

JULY 1, 2017 - JUNE 30, 2018

NON-RECURRING FUNDS (Proviso 117.135)

INCOME AND EXPENSES

Balance of Funds as of July 1, 2017		$ 1,990,000
Income:		
Funds Received for Period July 1, 2017 through June 30, 2018	$ -	
Interest Earned for Period July 1, 2017 through June 30, 2018	$ 3,203	
Total Income		$ 3,203
Expenses:		
State Road Project Expenditures	$ 1,990,000	
Total Expenditures		$ 1,990,000
Balance of Funds as of June 30, 2018		$ 3,203

FUNDING COMMITMENTS

State Road Projects	$ -	
Total Commitments		$ -
Total Uncommitted Balance Returned		$ 3,203

STATE ROAD PROJECTS

Project Number	PROJECT DESCRIPTION	WORK TYPE	RESPONSIBLE AGENCY	BUDGET	EXPENDITURES	CURRENT FISCAL YEAR EXPENDITURES	REMAINING BUDGET
W42048701	Resurfacing FY 2017	Resurface	Charleston County	$ 1,990,000	$ 1,990,000	$ 1,990,000	$ -
	TOTALS			$ 1,990,000	$ 1,990,000	$ 1,990,000	$ -

CTC Chairman: [illegible]
(Signature)

Date: Oct 5 2018

CHARLESTON

SFY 15/16 NON-RECURRING CTC FUNDS

PROJECT ID #	ADMIN	DATE PROGRAMMED	DESCRIPTION	ROAD #	SEGMENT (Mile Points)	TOTAL MILES	LET DATE	FUNDS COMMITTED	ADDITIONAL FUNDS COMMITTED (RECURRING)	FUNDS EXPENDED	UNCOMMITTED FUNDS REMAINING	COMPLETION DATE
											$ 9,020,924.05	
Plan A	County	12/01/15	Resurfacing	S-821	Otranto - Goose Creek	0.399	1/27/16	$ 5,710,540.67		$ 5,710,540.67	$ 3,310,383.38	3/142018
				S-1427	Deerwood - US-78	0.242						
				S-1626	Dead End - Salamander	0.061						
				S-1673	Cul-de-sac - Salamander	0.130						
				S-1429	Antler - Adaline	0.150						
				S-542	US-52 - Salamander	1.420						
				S-543	Bentwood - Dead End	0.875						
				S-1737	Deerwood - Cul-de-sac	0.069						
				S-2083	Otranto - Deerwood	0.636						
				S-1225	Deerwood - Cul-de-sac	0.211						
				S-815	Dead End - E Montague	0.199						
				S-1403	Margaret - Russelldale	0.081						
				S-1222	Railroad - Piedmont	0.129						
				S-1602	Railroad - Piedmont	0.132						
				S-2026	Railroad - Piedmont	0.131						
				S-814	Upjohn - Nesbit	0.274						
				S-1404	Van Buren - Bryant	0.140						
				S-1405	Taylor - Taylor	0.126						
				S-1670	Dead End - Rockingham	0.058						
				S-1669	Cul-de-sac - E Montague	0.172						
				S-794	Dead End - Dead End	0.197						
				S-1388	S Rhett - Dead End	0.118						
				S-985	Leesville - Justice	0.083						
				S-1598	Dead End - Melbourne	0.075						
				S-177	S Rhett - Durant	0.385						
				S-363	Spruill - Lambert	0.113						
				S-986	Beaver - Bexley	0.145						
				S-675	Spruill - Old Park	0.286						
				S-688	Colleton - S Rhett	0.059						
				S-785	US-52 - Meeting Street	0.180						
				S-816/360	Rugheimer - S Rhett	0.280						
				S-465	Terry - Matipan	0.053						
				S-1671	Dorchester - Andrews	0.341						
				S-472	Louise - Charlene	0.150						
				S-773	Louise - Martha	0.170						
				S-465	Matipan - Azalea	0.105						
				S-471	Louise - Charlene	0.067						
				S-470	Martha - Charlene	0.552						
				S-475	Ranger - Charlene	0.473						
				S-465	Coral Bell - Elegans	0.229						
				S-695	Louise - Martha	0.208						
				S-775	Busch - Peacock	0.077						
				S-473/474	Alabama - Blanton	0.130						
				S-774	Busch - Peacock	0.061						
				S-465	Coral Bell - Elegans	0.257						
				S-404	E Bay - Jonathan Lucas	1.134						

PROJECT ID #	ADMIN	DATE PROGRAMMED	DESCRIPTION	ROAD #	SEGMENT (Mile Points)	TOTAL MILES	LET DATE	FUNDS COMMITTED	ADDITIONAL FUNDS COMMITTED (RECURRING)	FUNDS EXPENDED	UNCOMMITTED FUNDS REMAINING	COMPLETION DATE
				S-225	Huger - Moultrie	0.089						
				S-661	Jonathan Lucas - Bee	0.124						
				S-1017	Dead End - Simons	0.048						
				S-126	Morrison - Athen	0.378						
				S-866	Congress Huger	0.088						
				S-238	Rutledge - 12th	0.160						
				S-226	Dead End - Rutledge	0.118						
				S-905	Station 28 1/2 - 16th	1.764						
				S-2383	Station 20 1/2 - Middle	0.415						
				S-849	Station 13th - 14th	0.091						
				S-638	Station 19th - 18 1/2	0.054						
				S-1798	Middle - Poe	0.061						
				S-1283	Station 20th - 20 1/2	0.086						
				S-908	Station 17th - 15th	0.216						
				S-2281	Middle - Osceola	0.054						
				S-419/2225	Dead End - Dead End	0.189						
				S-847	Cove - Middle	0.131						
				S-909	Middle - Atlantic	0.127						
				S-906	Middle - Atlantic	0.124						
				S-638	Flag - Back	0.247						
				S-428	Cameron - Palm	0.069						
				S-850	Station 26 1/2 - 28th	0.381						
				S-853	Station 28 1/2 - 27th	0.255						
				S-417	Station 31 - 28 1/2	0.371						
				S-416	Station 32nd - 28th	0.644						
				S-850	Bayonne - Dead End	0.339						
				S-203	Harvey - Jasper	0.253						
				S-517	Middle - Marshall	0.208						
				S-518	Marshall - Jasper	0.289						
				S-519	Marshall - Middle	0.183						
				S-416	Middle - Marshall	0.128						
				S-568	N Pinckney - Morrison	0.293						
				S-1192	Cul De Sac - N Pinckney	0.093						
				S-567	Dead End - Cassena	0.055						
				S-1191	Oak - Cassena	0.279						
				S-9	Lofton - US-17	1.479						
				S-1028	Folly Rd - Buxton Bridge	1.450						
Plan B			Resufacing	S-1376	Cul De Sac - Main	0.821		$ 3,310,383.38	$ 1,196,428.37	$ 4,506,811.75	$ 0.00	3/14/2018
				S-1566	Cul De Sac - US-17	0.089						
				S-1568	Dead End - Wappoo	0.088						
				S-1782	Mutual - Lantern	0.169						
				S-1840	Dead End - US-17	0.423						
				S-1850	Marshfield - Brent	0.318						
				S-1851	Brent - Main	0.274						
				S-1910	Cul De Sac - Waldon	0.100						
				S-190	St Andrews - St Andrews	0.177						
				S-191	St Andrews - Dead End	0.124						
				S-192	St Andrews - Dead End	0.289						
				S-193	Riverdale - US-17	0.053						
				S-193	Avondale - St Andrews	0.383						

PROJECT ID #	ADMIN	DATE PROGRAMMED	DESCRIPTION	ROAD #	SEGMENT (Mile Points)	TOTAL MILES	LET DATE	FUNDS COMMITTED	ADDITIONAL FUNDS COMMITTED (RECURRING)	FUNDS EXPENDED	UNCOMMITTED FUNDS REMAINING	COMPLETION DATE
				S-194	Arcadian - Arcadian	0.141						
				S-333	Lindendale - Riverdale	0.300						
				S-334	Rosedale - Ashdale	0.136						
				S-382	Woodward - St Andrews	0.089						
				S-384/607	St Andrews - Parish	0.292						
				S-435	St Andrews - Oakdale	0.151						
				S-607	Dead End - Godfrey Park	0.136						
				S-64	St Andrews - US-17	0.243						
				S-724	Cul De Sac - St Andrews	0.187						
				S-725	St Andrews - US-17	0.296						
				S-725	Sheldon - St Andrews	0.133						
				S-1153	Maybank - Brownswood	1.165						
				S-1317	Dunwick - Southwick	0.275						
				S-1318	Castlewick - Southwick	0.347						
				S-1321	Walter - Bohicket	1.363						
				S-1334	Towne - Cane Slash	0.331						
				S-1723	Dunwick - Southwick	0.253						
				S-1724	Dunwick - Southwick	0.262						
				S-1760	Berryhill - Walter	0.129						
				S-1762	Berryhill - Walter	0.115						
				S-2144	Berryhill - Walter	0.143						
				S-2446	Southwick - Dunwick	0.243						
				S-433	Bears Bluff - End Pvmnt	1.144						
				S-1296	Dead End - Stonefield	0.391						
				S-1300	Jordan - Sprague	0.339						
				S-1475	Jordan - Sprague	0.336						
				S-1484	Lighthouse - Stonefield	0.261						
				S-1580	Dead End - Cul De Sac	0.153						
				S-1581	Grimball - Sallie	0.074						
				S-1582	Westwood - Fort Johnson	0.313						
				S-1583	Dead End - Fort Johnson	0.291						
				S-1584	Folly - Witter	0.185						
				S-1585	Witter - Freer	0.092						
				S-1589	Bermuda - Dead End	0.063						
				S-2034	End Pvmnt - Fort Johnson	0.127						
				S-753	Highland - Hunley	0.376						
				S-754	Short - Inland	0.251						
				S-754	Jordan - Bermuda	0.207						
				S-957	Patterson - Hunley	0.118						
				S-1480	Woodland Shores - Dead End	0.167						
				S-1579	Priestly - Riverland	0.210						
				S-1705	Woodland Shores - Dead End	0.155						
				S-1756	Lucky - Riverland	0.174						
				S-2153	Cul De Sac - Woodland Shores	0.161						
				S-2600	Woodland Shores - Cul De Sac	0.100						
				S-286	Dead End - Riverland	0.756						
				S-442	Canal - Swinton	0.263						
				S-739	Riverland - Dead End	0.134						
				S-739	Priestly - Riverland	0.124						
				S-740	Canal - Swinton	0.255						

PROJECT ID #	ADMIN	DATE PROGRAMMED	DESCRIPTION	ROAD #	SEGMENT (Mile Points)	TOTAL MILES	LET DATE	FUNDS COMMITTED	ADDITIONAL FUNDS COMMITTED (RECURRING)	FUNDS EXPENDED	UNCOMMITTED FUNDS REMAINING	COMPLETION DATE
				S-743	Limbaker - Maxcy	0.044						
				S-743	Buckner - Maxcy	0.062						
				S-1063	Old Georgetown - Sea Island	0.100						
				S-1063	Freelock - Cadberry	0.037						
				S-1063	Sea Island - Freelock	0.066						
				S-1063	Russell - Old Georgetown	0.158						
				S-1344	Melvin Bennett - Bluebird	0.064						
				S-1344	Bluebird - Bluebird	0.148						
				S-1345	Robin - Robin	0.298						
				S-1456	Bonnie - Randall	0.052						
				S-1456	McCants - Bonnie	0.143						
				S-1456	Randall - Randall	0.082						
				S-1456	Randall - Center	0.052						
				S-1557	Six Mile - Annie Laura	0.306						
				S-1642	JB Edward School - Von Kolnitz	0.199						
				S-1642	JB Edward School - Von Kolnitz	0.031						
				S-1642	Mathis Ferry - JB Edward School	0.390						
				S-1952	Julius Robertson - Hwy 41	0.340						
				S-2057	Joseph Glover - Hwy 41	0.285						
				S-2356	Center - Dead End	0.109						
				S-2357	Center - Dead End	0.104						
				S-2358	Center - Dead End	0.112						
				S-2366	McAdams - Joe Rouse	0.081						
				S-2366	McAdams - Cul De Sac	0.150						
				S-2526	Bowman - Stuart Engals	0.369						
				S-2526	Stuart Engals - Stuart Engals	0.056						
				S-2526	Stuart Engals - Louise	0.066						
				S-2526	Louise - Carter	0.050						
				S-2526	Stuart Engals - Ira	0.038						
				S-2526	Carter - Stuart Engals	0.052						
				S-2526	Stuart Engals - Stuart Engals	0.082						
				S-2527	Robin - Cul De Sac	0.210						
				S-2527	Chuck Dawley - Robin	0.048						
				S-50	Church - Bennett	0.067						
				S-50	Lucas - Whilden	0.083						
				S-50	Whilden - Church	0.066						
				S-514	Live Oak - Hibben	0.070						
				S-515	Simmons - Dead End	0.166						
				S-921	Six Mile - W Palmetto Fort	0.258						
				S-921	N Palmetto Fort - Ruffin	0.214						
TOTAL						45.46		$ 9,020,924.05	$ 1,196,428.37	$ 10,217,352.42	$ -	

CHARLESTON

SFY 16/17 NON-RECURRING CTC FUNDS

[illegible]	[illegible]	[illegible]	[illegible]	[illegible]	[illegible]	[illegible]	[illegible]	[illegible]	ADDITIONAL FUNDS COMMITTED (RECURRING)	[illegible]	[illegible]	[illegible]
											$ 1,996,411.84	
	County	02/24/17	Resurfacing	S-91	0.00 - 4.91	4.910		$ 1,990,000.00	$ -	$ 1,990,000.00	$ 6,411.84	
				S-97	0.22 - 0.84	0.620						
TOTAL	TOTAL					5.53		$ 1,990,000.00	$ -	$ 1,990,000.00	$ 6,411.84	

CHEROKEE

Chairman W. B. Cook

CHEROKEE COUNTY CTC ANNUAL C FUND REPORT
JULY 1, 2017 - JUNE 30, 2018
RECURRING FUNDS

INCOME AND EXPENSES		
Balance of Funds as of July 1, 2017		**$ 528,918**
Income:		
Funds Received for Period July 1, 2017 through June 30, 2018	$ 1,056,313	
Interest Earned for Period July 1, 2017 through June 30, 2018	$ -	
Donor Bonus Received	$ 378,833	
Funds Received for Return of Uncommitted Balance	$ -	
Total Income		$ 1,435,146
Expenses:		
Administrative Expenses	$ -	
Local Paving Project Expenditures	$ -	
State Road Project Expenditures	$ 1,470,547	
Total Expenditures		$ 1,470,547
Balance of Funds as of June 30, 2018		**$ 493,518**
FUNDING COMMITMENTS		
Local Paving Projects	$ -	
State Road Projects	$ -	
Total Committed Funds		$ -
Total Uncommitted Funds Available for New Projects		**$ 493,518**

PROJECTS FUNDED WITH RECURRING FUNDS

LOCAL PAVING PROJECTS

Project Number	PROJECT DESCRIPTION	WORK TYPE	RESPONSIBLE AGENCY	BUDGET	TOTAL EXPENDITURES	CURRENT FISCAL YEAR EXPENDITURES	REMAINING BUDGET
							$ -
							$ -
							$ -
	TOTALS			$ -	$ -	$ -	$ -

EXPENDITURES FOR LOCAL PAVING PROJECTS AS PERCENT OF TOTAL INCOME = 0.00%

STATE ROAD PROJECTS

Project Number	PROJECT DESCRIPTION	WORK TYPE	RESPONSIBLE AGENCY	BUDGET	TOTAL EXPENDITURES	CURRENT FISCAL YEAR EXPENDITURES	REMAINING BUDGET
P036994	S Green River Road/Ford Road/Rutledge Ave/Chester St	Resurface	SCDOT	$ 1,384,332	$ 1,384,332	1,384,332	$ -
P030735 C	S Green River Road/Ford Road/Shady Grove Road	Resurface	SCDOT	$ 312,962	$ 312,962	22,721	$ -
P030593	Griffith St Sidewalk	Sidewalk	SCDOT	$ 50,000	$ 50,000	-	$ -
P031784 B	Resurface Frederick Street	Resurface	SCDOT	$ 63,494	$ 63,494	63,494	$ -
	TOTALS			$ 1,810,788	$ 1,810,788	1,470,547	$ -

EXPENDITURES FOR STATE ROAD PROJECTS AS PERCENT OF TOTAL INCOME = 139.22%

CHEROKEE COUNTY CTC ANNUAL C FUND REPORT
JULY 1, 2017 - JUNE 30, 2018
SFY 15-16 NON-RECURRING FUNDS (H.4230)

INCOME AND EXPENSES		
Balance of Funds as of July 1, 2017		$ -
Income:		
Funds Received for Period July 1, 2017 through June 30, 2018	$ -	
Interest Earned for Period July 1, 2017 through June 30, 2018	$ -	
Funds Received for Return of Uncommitted Balance	$ -	
Total Income		$ -
Expenses:		
State Road Project Expenditures	$ -	
Total Expenditures		$ -
Balance of Funds as of June 30, 2018		$ -
FUNDING COMMITMENTS		
State Road Projects	$ -	
Total Commitments		$ -
Total Uncommitted Funds Available for New Projects		$ -

PROJECTS FUNDED WITH NON-RECURRINGS FUNDS (H.4230)

STATE ROAD PROJECTS

Project Number	PROJECT DESCRIPTION	WORK TYPE	RESPONSIBLE AGENCY	BUDGET	TOTAL EXPENDITURES	CURRENT FISCAL YEAR EXPENDITURES	REMAINING BUDGET
P030735	Resurface Green River Road, Ford Road, and Shady Grove Road	Resurface	SCDOT	$ 1,584,000	$ 1,584,000	-	$ -
	TOTALS			$ 1,584,000	$ 1,584,000	-	$ -

CHEROKEE COUNTY CTC ANNUAL C FUND REPORT
JULY 1, 2017 - JUNE 30, 2018
SFY 16-17 NON-RECURRING FUNDS (P117.135)

INCOME AND EXPENSES		
Balance of Funds as of July 1, 2017		$ -
Income:		
Funds Received for Period July 1, 2017 through June 30, 2018	$ -	
Interest Earned for Period July 1, 2017 through June 30, 2018	$ -	
Funds Received for Return of Uncommitted Balance	$ -	
Total Income		$ -
Expenses:		
State Road Project Expenditures	$ -	
Total Expenditures		$ -
Balance of Funds as of June 30, 2018		$ -
FUNDING COMMITMENTS		
State Road Projects	$ -	
Total Commitments		$ -
Total Uncommitted Funds Available for New Projects		$ -

 PROJECTS FUNDED WITH NON-RECURRINGS FUNDS (P117.135)

STATE ROAD PROJECTS

Project Number	PROJECT DESCRIPTION	WORK TYPE	RESPONSIBLE AGENCY	BUDGET	TOTAL EXPENDITURES	CURRENT FISCAL YEAR EXPENDITURES	REMAINING BUDGET
P030735 B	Resurface Green River Road, Ford Road, and Shady Grove Road	Resurface	SCDOT	$ 381,759	$ 381,759		
P031784 A	Resurface Frederick Street	Resurface	SCDOT	$ 305,485	$ 305,485	-	$ -
	TOTALS			$ 687,244	$ 687,244	-	$ -

CTC Chairman: _____
(Signature)

Date: 8-14-18

PLEASE DISPLAY EACH PROJECT AS IT WAS AWARDED. (EXP. IF SMITH BROTHERS WAS AWARDED A CONTRACT FOR THE RESURFACING OF 15 DIFFERENT ROADS, THE PROJECT WOULD BE LISTED ONE TIME, NOT FOR EACH INDIVIDUAL ROAD)

CHESTER

Chairman Shane Stuart

CHESTER COUNTY CTC ANNUAL C FUND REPORT
JULY 1, 2017 - JUNE 30, 2018

INCOME AND EXPENSES

Balance of Funds as of July 1, 2017		$ 1,177,364
Income:		
Funds Received for Period July 1, 2017 through June 30, 2018	$ 944,360	
Reimb - Sign Mat for Period July 1, 2017 through June 30, 2018	$ 365	
Interest Earned for Period July 1, 2017 through June 30, 2018	$ 15,392	
Total Income		$ 960,117
Expenses:		
Local Paving Project Expenditures	$ 895,541	
State Road Project Expenditures	$ 457,020	
Total Expenditures		$ 1,352,561
Balance of Funds as of June 30, 2018		$ 784,920

FUNDING COMMITMENTS

Local Paving Projects	$ 578,604	
State Road Projects	$ 13,509	
Total Committed Funds		$ 592,113
Total Uncommitted Funds Available for New Projects		$ 192,807

LOCAL PAVING PROJECTS

LOCAL ROUTE	PROJECT DESCRIPTION	WORK TYPE	RESPONSIBLE AGENCY	BUDGET	TOTAL EXPENDITURES	CURRENT FISCAL YEAR EXPENDITURES	REMAINING BUDGET
Various	Miscellaneous - Sign Material/Pipe/Rock	Misc.	County	$ 82,453	$ 82,453	$ 82,453	$ -
SC-72 West	Zion Cemetary Rd.	Resurfacing	County	$ 2,400	$ 2,400	$ 2,400	$ -
C.007.34	120 ft. 72 inch aluminum pipe w/ Road Improv. - Connor Road 40 ft. of 36 inch RC pipe	Drainage	County	$ 171,451	$ 171,451	$ 10,005	$ -
C007.36	Connor Road Emergency Pipe Install	Drainage	County	$ 64,504	$ 64,504	$ 64,504	$ -
C007.42	Conner Road Headwall	Drainage	County	$ 103,126	$ 103,126	$ 103,126	$ -
C007.35	Richburg Fire Department Substation - Construct/Paving two driveways	Paving	County	$ 51,460	$ 51,460	$ 3,452	$ -
C007.40	Dennis Corp - Murdock Road - Survey/Develop Const. Plans	Surveying	County	$ 37,250	$ 37,250	$ 7,955	$ -
C007.48	Colonels Point Pavement Repair	Resurfacing	County	$ 8,143	$ 8,143	$ 8,143	$ -
C007.51	Baseball Alley - Drainage and Culvert	Drainage	County	$ 10,279	$ 10,279	$ 10,279	$ -
C007.49	Chester Youth Baseball Complex - Road Improvement	Resurfacing	County	$ 2,700	$ 2,700	$ 2,700	$ -
C007.35	Chester Engineering IDC - Dennis Corp. (2016)						
	2016 CTC Consulting	Inventory/ Inspection /	County	$ 63,118	$ 63,118	$ 20,262	$ -
	2017 CTC Consulting	Evaluation		$ 100,000	$ 19,704	$ 19,704	$ 80,296
C007.33	Chester Construction IDC - Dennis Corp. (2016)						
	Special C Fund Paving	Inspection	County	$ 2,557	$ 2,557	$ 2,557	$ -
	2017 CTC			$ 19,289	$ 19,289	$ 19,289	$ -
Scott Rd	Scott Road - Local County Portion	Resurfacing	County	$ 342,523	$ 200,844	$ 200,844	$ 141,679
C007.41	2017 Road Improvement Program - (Roadways throughout County) - Doctors Ct., Revel Creek, Mayhugh, Hindmon	Resurfacing	County	$ 694,496	$ 337,869	$ 337,869	$ 356,627
	TOTALS			$ 1,755,750	$ 1,177,146	$ 895,541	$ 578,603

EXPENDITURES FOR LOCAL PAVING PROJECTS AS PERCENT OF TOTAL INCOME = 93.3%

STATE ROAD PROJECTS

ROAD - ROUTE	PROJECT DESCRIPTION	WORK TYPE	RESPONSIBLE AGENCY	BUDGET	EXPENDITURES	CURRENT FISCAL YEAR EXPENDITURES	REMAINING BUDGET
C-7.39	2017 NRF - County Portion (Roadways throughout County) P.117.135 Non-Recurring Funds - County Portion Cement Reclamation and Asphalt Paving - Cameron Rd S-138/Cradle Street S-455/Gethsemane Rd S-700/Howe Rd S-401/Cherokee Dr S-165/Durham Rd S-33/Hall Street S-464/Mt. Tabor S-466/Mt Tabor S-151/Old Store Rd S-465/Roof Lane S-470/Russel Rd S-436	Resurfacing	County	$ 342,114	$ 342,114	$ 342,114	$ -
S-123	The Reverend Joe H. Neal Way	Signage	County	$ 500	$ 500	$ 500	$ -
S-12-76	Scott Road	Resurfacing	County	$ 15,674	$ 15,674	$ 15,674	$ -
SC-72 East	Guardrail Repair - Lewis Turnout	Repair	County	$ 6,267	$ 6,267	$ 6,267	$ -
S-12-16	Ashford Street Sidewalk	Survey/Design/Permitting	County	$ 37,726	$ 37,726	$ 37,726	$ -
US-321/SC-72/SC-9	JA Cochran Bypass Sidewalk	Survey/Design/Permitting	County	$ 31,039	$ 31,039	$ 31,039	$ -
S-20	Dearborn Street	Survey	County	$ 285	$ 285	$ 285	$ -
US-321/SC-72N SC-121N/SC-9E	Intersection Road Name Signs - JA Cochran Bypass	Signage	County	$ 36,925	$ 23,416	$ 23,416	$ 13,509
	TOTALS			$ 470,530	$ 457,021	$ 457,020	$ 13,509

EXPENDITURES FOR STATE ROAD PROJECTS AS PERCENT OF TOTAL INCOME = 47.60%

CTC Chairman: _____
(Signature)

Date: 23 OCT 18

CHESTER COUNTY CTC ANNUAL C FUND REPORT
JULY 1, 2017 - JUNE 30, 2018
NON-RECURRING FUNDS (H.4230)

INCOME AND EXPENSES

Balance of Funds as of July 1, 2017			$	33,626
Income:				
Funds Received for Period July 1, 2017 through June 30, 2018	$	-		
Interest Earned for Period July 1, 2017 through June 30, 2018	$	249		
Total Income			$	249
Expenses:				
State Road Project Expenditures	$	29,863		
Total Expenditures			$	29,863
Balance of Funds as of June 30, 2018			$	4,011

FUNDING COMMITMENTS

State Road Projects	$	4,011		
Total Commitments			$	4,011
Total Uncommitted Funds Available for New Projects			$	0

PROJECTS FUNDED WITH NON-RECURRINGS FUNDS (H.4230)

STATE ROAD PROJECTS

Project Number	PROJECT DESCRIPTION	WORK TYPE	RESPONSIBLE AGENCY	BUDGET	EXPENDITURES	CURRENT FISCAL YEAR EXPENDITURES	REMAINING BUDGET
	Resurfacing S-12-324, S-12-54, S-12-70, S-12-442, S-12-285	Resurface	County	$ 2,964,776	$ 2,960,765	29,863	$ 4,011
	TOTALS			$ 2,964,776	$ 2,960,765	29,863	$ 4,011

CTC Chairman: _____
(Signature)

Date: 27 SEPT 2018

CHESTER COUNTY CTC ANNUAL C FUND REPORT
JULY 1, 2017 - JUNE 30, 2018
SFY 16-17 NON-RECURRING FUNDS (P117.135)

INCOME AND EXPENSES				
Balance of Funds as of July 1, 2017			$	696,887
Income:				
Funds Received for Period July 1, 2017 through June 30, 2018	$	-		
Uncommitted Bal. Rec'd July 1, 2017 through June 30, 2018	$	2		
Interest Earned for Period July 1, 2017 through June 30, 2018	$	4,153		
Total Income			$	4,155
Expenses:				
State Road Project Expenditures	$	701,042		
Total Expenditures			$	701,042
Balance of Funds as of June 30, 2018			$	(0)
FUNDING COMMITMENTS				
State Road Projects	$	-		
Total Commitments			$	-
Total Uncommitted Funds Available for New Projects			$	(0)

PROJECTS FUNDED WITH NON-RECURRINGS FUNDS (P117.135)

STATE ROAD PROJECTS

Project Number	PROJECT DESCRIPTION	WORK TYPE	RESPONSIBLE AGENCY	BUDGET	EXPENDITURES	CURRENT FISCAL YEAR EXPENDITURES	REMAINING BUDGET
C-7.39	Cement Reclamation and Asphalt Paving - 5 Roadways	Resurfacing	County	$ 701,454	$ 701,455	701,042	$ (0)
	TOTALS			$ 701,454	$ 701,455	$ 701,042	$ (0)

CTC Chairman: _____
(Signature)

Date: 23 OCT 18

Chester – C-7-39 (Non-Recurring Funds)

S-33	Durham Road
S-45	
S-145	Cherokee Drive
S-151	Mt Tabor Church Rd/Roof Road
S-183	Cameron Rd
S-401	Howe Road
S-466	Mt. Tabor Church Rd
S-467	Roof Road
S-468	Roof Road
S-469	Hall Street
S-470	Roof Road
S-700	Gethsemane Road

CLARENDON

Chairman Dwight L. Stewart Jr.

CLARENDON COUNTY ANNUAL C PROGRAM REPORT
JULY 2017 - JUNE 2018
Recurring Funds

INCOME AND EXPENSES:

Balance of Funds as of June 30, 2017		$607,051
Income:		
Funds Received for Period July 1, 2017 through June 30, 2018	1,175,986	
Interest Earned for Period July 1, 2017 through June 30, 2018	3,084	
Total Income:		1,179,070
Expenses:		
Local Paving Projects	130,226	
State Road Projects	298,515	
Total Expenses:		428,741
Balance of Funds as of June 30, 2018		$1,357,380

FUNDING COMMITMENTS:

Local Paving Projects	385,302	
State Road Projects (Recurring)	32,200	
Total Committed Funds		$417,502
Total Uncommitted Funds Available for New Projects		$939,878
Uncommitted Funds as a Percentage of Total Income		N/A
Local Expenditures as a Percentage of Total Income		11.0%
State Road Project Expenditures as a Percentage of Total Income		25.3%

Clarendon County C-Program Statement

	Project Description	Local Route	Work type	Responsible Agency	Total Budget	Total Expenditures	Current Yr Expenditures	Remaining Budget	Completed Variance	Status*
Local Paving Projects										
Clar80013	Cold Mix Asphalt	N/A	Materials	County	5,000.00	4,670.65	4,670.65	n/a	329.35	C
Clar80021	Crushed Concrete	N/A	Materials	County	50,000.00	49,980.53	49,980.53	n/a	19.47	C
Clar80071	Home on the Green Subdivision	N/A	Improvement	County	460,952.00	75,650.00	75,575.00	385,302.00	n/a	O
	Totals				**515,952.00**	**130,301.18**	**130,226.18**	**385,302.00**	**348.82**	
State Road Projects (Recurring)										
P037785	Benton Road	S-674	Resf & patch	SCDOT	175,000.00	175,000.00	175,000.00 [1]		n/a	O
P032527	Country Club Acres Group (S-452/538/454/453/456/631/455)		Resf & patch	SCDOT	239,053.79	197,514.78	12,514.78 [1]		n/a	O
Clar80074	Powell Cir	S-459	Improvement	County	43,200.00	11,000.00	11,000.00	32,200.00	n/a	O
Clar80075	City of Manning - Mill St Sidewalk Match	S-721	Improvement	City of Manning	100,000.00	100,000.00	100,000.00	n/a	-	C
	Totals				**557,253.79**	**483,514.78**	**298,514.78**	**32,200.00**	-	
				Totals	**1,073,205.79**	**613,815.96**	**428,740.96**	**417,502.00**	**348.82**	

TOTAL COMMITTED FUNDS 417,502

* C - Project completed

* O- Open

[1] Represents funds sent to SC DOT for project administration

9/25/2018

By: Dwight L. Stewart, Jr., Chairman **(Date)**
Clarendon County Transportation Committee

CLARENDON COUNTY ANNUAL C PROGRAM REPORT
JULY 2016 - JUNE 2017
Non-recurring Funds (P117.135)

INCOME AND EXPENSES:

Balance of Funds as of June 30, 2017		$658,396
Income:		
Non-recurring Proviso Funding	24	
Interest Earned for Period July 1, 2017 through June 30, 2018	2,423	
Total Income:		2,447
Expenses:		
State Road Projects	46,500	
Total Expenses:		46,500
Balance of Funds as of June 30, 2018		$614,343

FUNDING COMMITMENTS:

State Road Projects (Non-recurring)	
Total Committed Funds	$614,343
Total Uncommitted Funds Available for New Projects	$0

Clarendon County C-Program Statement
Non-recurring Funds

	Project Description	Local Route	Work type	Responsible Agency	Total Budget	Total Expenditures	Current Yr Expenditures	Remaining Budget	Completed Variance	Status*
Clar80069	2018 Contracted Roadwork (George Harvin/Ram Bay Roads)	Various [1]	Resf & patch	County	808,183.00	46,500.00	46,500.00	761,683.00	-	O
				Totals	808,183.00	46,500.00	46,500.00	761,683.00	-	

TOTAL COMMITTED FUNDS 761,683

* C - Project completed
* O- Open
[1] As reported seperately to SC DOT

By: Dwight L. Stewart, Jr., Chairman
Clarendon County Transportation Committee

9/25/18
(Date)

COLLETON

Chairman Nate Bristow

COLLETON COUNTY CTC ANNUAL C FUND REPORT
JULY 1, 2017 - JUNE 30, 2018
RECURRING FUNDS

INCOME AND EXPENSES

Balance of Funds as of July 1, 2017		$ 1,547,962
Income:		
Funds Received for Period July 1, 2017 through June 30, 2018	$ 1,668,383	
Interest Earned for Period July 1, 2017 through June 30, 2018	$ 15,573	
Total Income		$ 1,683,956
Expenses:		
Local Paving Project Expenditures	$ 239,293	
State Road Project Expenditures	$ 819,284	
Total Expenditures		$ 1,058,577
Balance of Funds as of June 30, 2018		$ 2,173,341

FUNDING COMMITMENTS

Local Paving Projects	$ 1,008,630	
State Road Projects	$ 995,881	
Total Committed Funds		$ 2,004,510
Total Uncommitted Funds Available for New Projects		$ 168,830

LOCAL PAVING PROJECTS

LOCAL ROUTE	PROJECT DESCRIPTION	WORK TYPE	RESPONSIBLE AGENCY	BUDGET	TOTAL EXPENDITURES	CURRENT FISCAL YEAR EXPENDITURES	REMAINING BUDGET
	15.026 - Public Works Rock	Maintenance	County	$ 50,000	$ 47,837	$ 2,007	$ 2,163
	15.028 - Dirt Road Paving (FY16/17)	Dirt Road Paving	County	$ 895,000	$ 214,104	$ 209,944	$ 680,896
	15.029 - County Road Resurfacing (FY16/17)	Resurfacing	County	$ 250,000	$ 200,259	$ 22,671	$ 49,741
	15.032 - County Road Resurfacing (FY17/18)	Resurfacing	County	$ 280,000	$ 4,171	$ 4,171	$ 275,829
	15.033 - Bishop Taylor Intersection Sign	Sign	County	$ 500	$ 500	$ 500	$ -
	CTC Admin	Admin	County	$ -	$ -	$ -	$ -
	TOTALS			$ 1,475,500	$ 466,870	$ 239,293	$ 1,008,630

EXPENDITURES FOR LOCAL PAVING PROJECTS AS PERCENT OF TOTAL INCOME = 14%

STATE ROAD PROJECTS

ROAD - ROUTE	PROJECT DESCRIPTION	WORK TYPE	RESPONSIBLE AGENCY	BUDGET	TOTAL EXPENDITURES	CURRENT FISCAL YEAR EXPENDITURES	REMAINING BUDGET
	15 C P027541 - Edisto Beach Drainage & Road Improvements	Drainage	SCDOT	$ 658,394	$ 74,826	$ 404,656	$ 583,567
	15 PEC P027541 - Edisto Beach Drainage & Road Improvements	Drainage	SCDOT	$ 32,500	$ 32,500	$ -	$ -
	15 R/W P027541 - Edisto Beach Drainage & Road Improvements	Drainage	SCDOT	$ 101,500	$ -	$ -	$ 101,500
	15 C P027542 - Jacksonboro Road Resurfacing	Resurfacing	SCDOT	$ 340,000	$ 340,000	$ -	$ -
	15 C P028818 - Federal Aid Resurfacing Project # 15.028779	Resurfacing	SCDOT	$ 1,227,368	$ 1,227,368	$ -	$ -
	15 C P028128 & R/W - US 15/Tuskeegee Rd Intersection Improvement	Intersect. Impr.	SCDOT	$ 1,401,100	$ 43,558	$ -	$ 1,357,542
	15 PEC P028128 - US 15/Tuskeegee Rd Intersection Improvement	Intersect. Impr.	SCDOT	$ 296,847	$ 230,000	$ 1,732	$ 66,847
	15 C P029189 - Resurfacing US-21 in Ruffin	Resurfacing	SCDOT	$ 435,000	$ 435,000	$ -	$ -
	I-95 Loop - Jefferies Hwy. Resurfacing	Resurfacing	City of Walterboro	$ 100,000	$ -	$ -	$ 100,000
	15.018 - Rivers Street Drainage/Gadsden Loop Sidewalk	Drainage	County	$ 325,000	$ 274,760	$ 15,015	$ 50,240
	15.020 - Hwy 64 Sidewalk	Sidewalk	County	$ 150,000	$ 168,799	$ 12,746	$ (18,799)
	15.022.02 - 2015 One Time Funds State Resurfacing (15.022.01 Overrun)	Resurfacing	County	$ 340,272	$ 340,272	$ 340,272	$ -
	15.024 - Leith Lane (S-15-189) Improvements	Resurfacing	County	$ 40,000	$ 47,337	$ 4,663	$ (7,337)
	15.027 - Sidewalk Feasibility Study McDanieltown Rd (S-35)	Sidewalk	County	$ 50,000	$ 40,188	$ 36,029	$ 9,812
	15.031 - SCDOT Resurfacing (FY17/18) (S-335 & S-559)	Resurfacing	County	$ 840,000	$ 4,171	$ 4,171	$ 835,829
	TOTALS			$ 6,337,981	$ 3,258,780	$ 819,284	$ 995,881

EXPENDITURES FOR STATE ROAD PROJECTS AS PERCENT OF TOTAL INCOME = 49%

CTC Chairman: Mal Be
(Signature)

Date: 10/30/2018

COLLETON COUNTY CTC ANNUAL C FUND REPORT
JULY 1, 2017 - JUNE 30, 2018
2015 NON-RECURRING FUNDS

INCOME AND EXPENSES

Balance of Funds as of July 1, 2017		$ 135,162
Income:		
Funds Received for Period July 1, 2017 through June 30, 2018	$ -	
Interest Earned for Period July 1, 2017 through June 30, 2018	$ -	
Total Income		$ -
Expenses:		
Administrative Expenses	$ -	
Local Paving Project Expenditures	$ -	
State Road Project Expenditures	$ 475,434	
Total Expenditures		$ 475,434
Balance of Funds as of June 30, 2018		$ -

FUNDING COMMITMENTS

Local Paving Projects	$ -	
State Road Projects	$ -	
Total Committed Funds		$ -
Total Uncommitted Funds Available for New Projects		$ -

STATE ROAD PROJECTS - 2015 Non-Recurring - (S-41, S-588, S-45, S-100, S-127, S-34)

ROAD - ROUTE	PROJECT DESCRIPTION	WORK TYPE	RESPONSIBLE AGENCY	BUDGET	TOTAL EXPENDITURES	CURRENT FISCAL YEAR EXPENDITURES	REMAINING BUDGET
	15.022.01 - State Secondary One Time Funds 2015	Resurfacing	County	$ 4,703,216	$ 5,043,488	$ 475,434	$ -
	TOTALS			$ 4,703,216	$ 5,043,488	$ 475,434	$ -

EXPENDITURES FOR STATE ROAD PROJECTS AS PERCENT OF TOTAL INCOME = 100%

CTC Chairman: _____
(Signature)

Date: 10/30/2018

COLLETON COUNTY CTC ANNUAL C FUND REPORT

JULY 1, 2017 - JUNE 30, 2018

2016 NON-RECURRING FUNDS

INCOME AND EXPENSES

Balance of Funds as of July 1, 2017			$ 462,718
Income:			
Funds Received for Period July 1, 2017 through June 30, 2018	$ 3		
Interest Earned for Period July 1, 2017 through June 30, 2018	$ -		
Total Income			$ 3
Expenses:			
Administrative Expenses	$ -		
Local Paving Project Expenditures	$ -		
State Road Project Expenditures	$ 121,432		
Total Expenditures			$ 121,432
Balance of Funds as of June 30, 2018			$ 341,289

FUNDING COMMITMENTS

Local Paving Projects	$ -	
State Road Projects	$ 90,000	
Total Committed Funds		$ 90,000
Total Uncommitted Funds Available for New Projects		$ 251,289

STATE ROAD PROJECTS - 2016 Non-Recurring - (SC303, S-34, S-293, S-151)

ROAD - ROUTE	PROJECT DESCRIPTION	WORK TYPE	RESPONSIBLE AGENCY	BUDGET	TOTAL EXPENDITURES	CURRENT FISCAL YEAR EXPENDITURES	REMAINING BUDGET
	15.030 - Phase 1 - SC303 and S-34	Resurfacing	County	$ 1,005,000	$ 754,220	$ 121,432	$ 250,780
	15.030 - Phaes 2 - S-293 and S-151	Resurfacing	County	$ 90,000	$ -	$ -	$ 90,000
	TOTALS			$ 1,095,000	$ 754,220	$ 121,432	$ 340,780

EXPENDITURES FOR STATE ROAD PROJECTS AS PERCENT OF TOTAL INCOME = 100%

CTC Chairman: _____
(Signature)

Date: 9-28-18

EDGEFIELD

Chairman Sam Crouch Jr.

EDGEFIELD CTC ANNUAL C FUND REPORT
JULY 1, 2016 - JUNE 30, 2017
RECURRING FUNDS

INCOME AND EXPENSES		
Balance of Funds as of July 1, 2016		**$ 1,518,150**
Income:		
Funds Received for Period July 1, 2016 through June 30, 2017	$ 920,504	
Interest Earned for Period July 1, 2016 through June 30, 2017	$ 7,936	
Total Income		$ 928,440
Expenses:		
Administrative Expenses	$ 448	
Local Paving Project Expenditures	$ 567,979	
State Road Project Expenditures	$ 879,003	
Total Expenditures		$ 1,447,430
Balance of Funds as of June 30, 2016		**$ 999,160**
FUNDING COMMITMENTS		
Local Paving Projects	$ 700,522	
State Road Projects	$ 360	
Total Committed Funds		$ 700,882
Total Uncommitted Funds Available for New Projects		**$ 298,278**

PROJECTS FUNDED WITH RECURRING FUNDS

LOCAL PAVING PROJECTS

Project Number	PROJECT DESCRIPTION	WORK TYPE	RESPONSIBLE AGENCY	BUDGET	TOTAL EXPENDITURES	CURRENT FISCAL YEAR EXPENDITURES	REMAINING BUDGET
16-17-187	Stephens Mill Subdivision	Engineering/Paving	County	$ 539,145	$ 485,383	$ 458,358	$ 53,762
15-17-189	Potential Project & Research	Admin/Engineering	County	$ 4,501	$ 4,501	$ 3,001	$ -
17-18-175	Wilderness	Engineering/Paving	County	$ 624,974	$ 44,603	$ 44,603	$ 580,371
17-18-179	Windy Ridge Feasability	Engineering	County	$ 17,475	$ 10,500	$ 10,500	$ 6,975
17-18-180	Scupin Rd - road widening	move light pole	County	$ 932	$ 932	$ 932	$ -
17-18-173	Gravel	Maintenance	County	$ 80,000	$ 47,644	$ 47,644	$ 32,356
17-18-172	Asphalt-Patch	Maintenance	County	$ 5,000	$ 1,024	$ 1,024	$ 3,976
17-18-168	Sandclay	Maintenance	County	$ 5,000	$ 450	$ 450	$ 4,550
17-18-166	Signs/pavement markers	Maintenance	County	$ 5,000	$ 1,467	$ 1,467	$ 3,533
17-18-167	Bridge Escrow	Maintenance	County	$ 5,000	$ -	$ -	$ 5,000
17-18-169	Ditch Stablization	Maintenance	County	$ 5,000	$ -	$ -	$ 5,000
17-18-151	Pipe	Maintenance	County	$ 5,000	$ -	$ -	$ 5,000
	TOTALS			$ 1,297,027	$ 596,505	$ 567,979	$ 700,522

EXPENDITURES FOR LOCAL PAVING PROJECTS AS PERCENT OF TOTAL INCOME = 65.2%

STATE ROAD PROJECTS

Project Number	PROJECT DESCRIPTION	WORK TYPE	RESPONSIBLE AGENCY	BUDGET	EXPENDITURES	CURRENT FISCAL YEAR EXPENDITURES	REMAINING BUDGET
P029143	Reclamation & widening on Lloyd Rd (S-461)	Resurface	SCDOT	$ 462,483	$ 462,483		
P029464 (B)	Resurface S-174 and S-21	Resurface	SCDOT	$ 472,502	$ 472,502		
P036886	Resurface Storm Thurmond High School Rd (S-256)	Resurface	SCDOT	$ 189,408	$ 189,048	189,408	$ 360
P036982	Reclamation on N Martintown Rd (S-113)	Resurface	SCDOT	$ 291,459	$ 291,459	291,459	$ -
P037392	Reclamation of Center Springs Rd (S-39)	Resurface	SCDOT	$ 398,137	$ 398,137	398,137	
	TOTALS			$ 1,813,988	$ 878,643	879,003	$ 935,345

EXPENDITURES FOR STATE ROAD PROJECTS AS PERCENT OF TOTAL INCOME = 100.89%

EDGEFIELD CTC ANNUAL C FUND REPORT
JULY 1, 2016 - JUNE 30, 2017
SFY 15-16 NON-RECURRING FUNDS (H.4230)

INCOME AND EXPENSES		
Balance of Funds as of July 1, 2016		**$ 1,111**
Income:		
Funds Received for Period July 1, 2016 through June 30, 2017	$ -	
Interest Earned for Period July 1, 2016 through June 30, 2017	$ 26	
Total Income		$ 26
Expenses:		
State Road Project Expenditures	$ -	
Total Expenditures		$ -
Balance of Funds as of June 30, 2017		**$ 1,137**
FUNDING COMMITMENTS		
State Road Projects	$ -	
Total Commitments		$ -
Total Uncommitted Funds Available for New Projects		**$ 1,137**

PROJECTS FUNDED WITH NON-RECURRINGS FUNDS (H.4230)

STATE ROAD PROJECTS

Project Number	PROJECT DESCRIPTION	WORK TYPE	RESPONSIBLE AGENCY	BUDGET	EXPENDITURES	CURRENT FISCAL YEAR EXPENDITURES	REMAINING BUDGET
P029464 (A)	Resurface Currytown Rd (S-174) & Loncane Rd (S-21)	Resurface	SCDOT	$ 2,509,418	$ 2,509,418	-	
	TOTALS			$ 2,509,418	$ 2,509,418	-	$ -

EDGEFIELD CTC ANNUAL C FUND REPORT
JULY 1, 2016 - JUNE 30, 2017
SFY 16-17 NON-RECURRING FUNDS (P117.135)

INCOME AND EXPENSES		
Balance of Funds as of July 1, 2016		**$ 576,957**
Income:		
Funds Received for Period July 1, 2016 through June 30, 2017	$ 2	
Interest Earned for Period July 1, 2016 through June 30, 2017	$ 13,270	
Total Income		$ 13,272
Expenses:		
State Road Project Expenditures	$ 178,942	
Total Expenditures		$ 178,942
Balance of Funds as of June 30, 2017		**$ 411,287**
FUNDING COMMITMENTS		
State Road Projects	$ 369,892	
Total Commitments		$ 369,892
Total Uncommitted Funds Available for New Projects		**$ 41,395**

PROJECTS FUNDED WITH NON-RECURRINGS FUNDS (P117.135)

STATE ROAD PROJECTS

Project Number	PROJECT DESCRIPTION	WORK TYPE	RESPONSIBLE AGENCY	BUDGET	EXPENDITURES	CURRENT FISCAL YEAR EXPENDITURES	REMAINING BUDGET
16-17-186	S19-425 Woodridge & S-19 - Transfer	Resurface	County	$ 573,024	$ 203,132	178,942	$ 369,892
	TOTALS			$ 573,024	$ 203,132	178,942	$ 369,892

CTC Chairman: Sam Crouch
(Signature)

Date: 10/4/18

GREENVILLE

Chairman Paul F. Hughes

GREENVILLE COUNTY LEGISLATIVE DELEGATION TRANSPORTATION COMMITTEE

ANNUAL "C" FUND REPORT – RECURRING FUNDS
FOR FISCAL YEAR ENDED JUNE 30, 2018

INCOME AND EXPENSES:	
Balance of Funds as of July 1, 2017	$ 3,680,084
Income:	
Tax funds received	6,566,115
Interest earned	17,948
Other revenue	7,227,734
Total Income	13,811,797
Expenses:	
Administrative	1,000
Local paving projects	11,617,841
State road projects	1,576,060
Total Expenditures	13,194,901
Balance of Funds as of June 30, 2018	4,296,980
FUNDING COMMITMENTS:	
Local paving projects	988,744
State road projects	2,653,083
Total Committed Funds	3,641,827
TOTAL UNCOMMITTED FUNDS AVAILABLE FOR NEW PROJECTS AT JUNE 30, 2018	$ 655,153

SUPPLEMENTARY INFORMATION
SCHEDULE 1

GREENVILLE LEGISLATIVE DELEGATION TRANSPORTATION COMMITTEE

PROJECTS FUNDED WITH RECURRING FUNDS
FOR FISCAL YEAR ENDED JUNE 30, 2018

LOCAL PAVING PROJECTS

Project #	Project Description	Work Type	Responsible Party	Budget	Current Fiscal Year Expenditures	Total Expenditures	Remaining Budget
479	GCRA Sterling Ret.Pond/N.Chastain Restoru.(County Contributes $129,027)	Drainage	CTC	$ 315,943	$ 16,929	$ 227,879	$ 88,064
483	Greenville City Main & W.Washington Resurface	Resurface	City	325,000	-	253,251	71,749
487	FY '14/'15 Municipal Match	Resurface	CTC	3,470,000	-	6,478,110	-
492	GCRA Needmore Community/Spring St. Impr.(GCRA Contributing $572,500)	Reconstruct	GCRD	572,500	208,678	400,106	172,394
494	Municipal Match Program FY 2015-2016	Resurface	CTC	3,000,000	120,700	6,179,721	-
501	Stripes on Knollwood Dr.	Safety	CTC	2,880	-	-	2,880
514	Municipal Match Program FY 2016-2017	Resurface	CTC	3,039,544	7,159,784	8,399,211	-
514	(Formerly Proj.#517; Combined w/ #514) Greenville Water System / Carolina Ave. Resurfacing	Resurface	CTC	25,761	2,235	2,235	23,526
516	Connector Road @ PNG	New Road	City	400,000	-	-	400,000
518	Elmshorn Drive Sidewalks	Sidewalks	CTC	113,000	188,511	188,511	-
521	Abba Way and Kara Ct. Resurfacing	Resurface	CTC	52,000	2,271	2,271	49,729
528	Muni. Match FY 2017-2018	Resurface	CTC	3,500,000	3,680,656	3,680,656	-
530	Drainage Repair at Powderhorn/Hunters Hill Rds. in Simpsonville (City Match $100,000)	Reconstruct	CTC	100,000	22,558	22,558	77,442
535	City of Greer Alley Repair (City Match $447,728)	Reconstruct	CTC	64,921	112,717	112,717	-
543	Erosion Repair @ Forest Park S. Almond (Ttl Cost $202,960; Simp. Match $100,000)	Reconstruct	CTC	102,960	-	-	102,960
				$ 15,084,509	11,515,039	$ 25,947,226	$ 988,744
	Engineering and Professional Fees				102,802		
					$ 11,617,841		
	Expenditures for Local Paving Projects as a percentage of annual apportionment ($4,306,300)				269.79%		

SUPPLEMENTARY INFORMATION
SCHEDULE 1

GREENVILLE LEGISLATIVE DELEGATION TRANSPORTATION COMMITTEE

PROJECTS FUNDED WITH RECURRING FUNDS (CONTINUED)
FOR FISCAL YEAR ENDED JUNE 30, 2018

STATE ROAD PROJECTS

State Road or Route #	Project #	Project Description	Work Type	Party	Budget	Current Fiscal Year Expenditures	Total Expenditures	Remaining Budget
S23-263	468	Sidewalks at Staunton Bridge Rd Community Center/GCRD	Sidewalks	GCRD	$ 4,000	$ -	$ -	$ 4,000
SC 183	486	Monroe St./SC Rt. 183 Connection	Safety	CTC	3,416	3,416	3,416	-
US 25	489	Right Turn Lane @ US Rt 25 @ Gap Creek Rd	Safety	CTC	(1,101)	(1,101)	(1,101)	-
US 25	497	Gantt Fire Dept. Emergency Signal on US 25	Safety	CTC	125,000	-	13,605	111,395
Addendum A	500	H.4230 Special Funds Resurfacing	Resurface	CTC	800,147	-	-	800,147
P-2301	502	Traffic Signal on Faris Rd (P-2301) @ GHS/New Horizon	Safety	CTC	600,000	10,378	51,890	548,110
S23-83	503	Paved Shoulder on Grove Rd (S23-83) at Bus Stop Near GHS OB-GYN	Safety	CTC	85,000	7,765	13,194	71,806
SC 101 & 14	511	Greer Streetscape (Add'l $275,000 FY '17/'18) (SC Hwys. 101 & 14)	Reconstruct	CTC	775,000	188,583	223,434	551,566
US 25	513	Duncan Chapel F.D.Emergency Signal at US 25/Foothills Rd	Safety	CTC	220,000	3,832	10,219	209,781
S23-571	519	Scuffletown(S23-571)/Jones Mill(S23-191) Widen/Turn Lanes (GCSD Contributes $563,891)	Safety	CTC	563,891	979,331	1,096,512	-
SC 14	525	Traffic Study for Right Turn Lane at Hwy.14 and Roper Mtn. Rd.	Safety	CTC	3,000	3,000	3,000	-
SC 417	526	Memorial Sign for Rev. Watson on Hwy. 417	Sign	CTC	500	-	-	500
S23-114	527	Memorial Sign for David Staton on Tigerville Rd. (S23-114)	Sign	CTC	500	-	-	500
S23-593	531	Berea Dr. (S23-593) Resurfacing Near Berea Schools (Part of Proj. #500)	Resurface	CTC	305,095	153,875	153,875	151,220
S23-869	532	Tubbs Mountain Rd. (S23-869) Resurfacing (Part of Proj. #500)	Resurface	CTC	260,149	179,305	179,305	80,844
US 25	533	Traffic Signal at US 25 and Page Dr. (Railroad Match $100,000)	Signal	CTC	70,000	6,786	6,786	63,214
US 25	537	Curb/Sidewalk at Pendleton St. and N. Calhoun St. Near Turning Point SC House	Reconstruct	CTC	17,052	24,944	24,944	-
SC 146	540	Emergency Signal at Clear Springs Fire Dept. on Woodruff Rd. (SC Rt. 146)	Signal	CTC	60,000	-	-	60,000
SC 418	544	Eddie Case Memorial Sign on SC Rt. 418 (McCarter Rd.)	Sign	CTC	500	500	500	-
SC 276/288	545	James Barnett Memorial Sign (Hwys. 276 and 288)	Sign	CTC	500	500	500	-
US 123	546	Robert Bryson Memorial Sign on N. Academy (US 123)	Sign	CTC	500	500	500	-
S941	547	Trooper D.K. Rebman Memorial Sign (I-385 @ Bridges Rd.)	Sign	CTC	500	500	500	-
					$ 3,893,649	1,562,114	$ 1,781,079	$ 2,653,083
		Engineering and Professional Fees				13,946		
						$ 1,576,060		
		Expenditures for State Paving Projects as a percentage of annual apportionment ($4,306,300)				36.60%		

GREENVILLE COUNTY LEGISLATIVE DELEGATION TRANSPORTATION COMMITTEE

ANNUAL "C" FUND REPORT – NON-RECURRING FUNDS (SYF 15-16) (H.4230)
FOR FISCAL YEAR ENDED JUNE 30, 2018

INCOME AND EXPENSES:	
Balance of Funds as of July 1, 2017	$ 3,070,497
Income:	
Tax funds received	-
Interest earned	90,008
Other revenue	-
Total Income	90,008
Expenses:	
Administrative	-
Local paving projects	-
State road projects	3,276,711
Total Expenditures	3,276,711
Balance of Funds as of June 30, 2018	(116,206)
FUNDING COMMITMENTS:	
Local paving projects	-
State road projects	-
Total Committed Funds	-
TOTAL UNCOMMITTED FUNDS AVAILABLE FOR NEW PROJECTS AT JUNE 30, 2018	$ (116,206)

SUPPLEMENTARY INFORMATION
SCHEDULE 2

GREENVILLE LEGISLATIVE DELEGATION TRANSPORTATION COMMITTEE

PROJECTS FUNDED WITH NON-RECURRING FUNDS (SFY 15-16) (H.4230)
FOR FISCAL YEAR ENDED JUNE 30, 2018

H. 4230 STATE ROAD PROJECTS

State Road or Route #	Project #	Project Description	Work Type	Responsible Party	Budget	Current Fiscal Year Expenditures	Total Expenditures	Remaining Budget
Addendum A	500	H.4230 Special Funds Resurfacing / (SFY 15-16) (H.4230)	Resurface	CTC	$ 12,767,657	$ 3,247,717	$ 12,767,657	$ -
		Engineering and professional fees				28,994		
						$ 3,276,711		

GREENVILLE COUNTY LEGISLATIVE DELEGATION TRANSPORTATION COMMITTEE

ANNUAL "C" FUND REPORT – NON-RECURRING FUNDS (SYF 16-17) (P117.135)
FOR FISCAL YEAR ENDED JUNE 30, 2018

INCOME AND EXPENSES:	
Balance of Funds as of July 1, 2017	$ 2,860,000
Income:	
Tax funds received	-
Interest earned	-
Other revenue	-
Total Income	-
Expenses:	
Administrative	-
Local paving projects	-
State road projects	2,885,533
Total Expenditures	2,885,533
Balance of Funds as of June 30, 2018	(25,533)
FUNDING COMMITMENTS:	
Local paving projects	-
State road projects	-
Total Committed Funds	-
TOTAL UNCOMMITTED FUNDS AVAILABLE FOR NEW PROJECTS AT JUNE 30, 2018	$ (25,533)

SUPPLEMENTARY INFORMATION
SCHEDULE 3

GREENVILLE LEGISLATIVE DELEGATION TRANSPORTATION COMMITTEE

PROJECTS FUNDED WITH NON-RECURRING FUNDS (SYF 16-17) (P117.135)
FOR FISCAL YEAR ENDED JUNE 30, 2018

P117.135 STATE ROAD PROJECTS

State Road or Route #	Project #	Project Description	Work Type	Responsible Party	Budget	Current Fiscal Year Expenditures	Total Expenditures	Remaining Budget
Addendum A	500	H.4230 Special Funds Resurfacing / (SYF 16-17) (P117.135)	Resurface	CTC	$ 2,610,149	$ 2,610,149	$ 2,610,149	$ -
S23-869	532	Tubbs Mountain Rd. (S23-869) Resurfacing (Part of Proj. #500)	Resurface	CTC	249,851	249,851	249,851	-
					$ 2,860,000	2,860,000	$ 2,860,000	$ -
		Engineering and professional fees				25,533		
						$ 2,885,533		

GREENVILLE LEGISLATIVE DELEGATION TRANSPORTATION COMMITTEE

ROADS LIST FOR GLDTC PROJECT #500
INCLUDES RECURRING FUNDS, H.4230, AND P117.135

GLDTC PROJECT #500

Road Number	Description
S-234	Hellams Street
S-110	Memorial Drive
S-540	S. Suber Road
S-782	Lily Street
S-133	Duncan/Watkins Bridge
S-322	Viewmont Drive
S-166	E. Lee/Brushy Creek
S-135	Edwards Road
S-312	Batesville Road
S-1025	The Parkway
S-304	Edwards Road
S-667	Mitchell Road
S311	Halton Road
S-20	Smyth/Woodside
S-147	W. Washingtton St. Ext
S-218	Parkins Mill Road
S-304	Jacobs Road/Prosperity Avenue
S-458	Harts Lane
S-572	Stokes Road
S-897	Bethel Drive
S-50	Fork Shoals Road
S-52	Beech Springs Road
S-559	Coachman Drive
S-166	Cannon Avenue
S-114	Bridge Repair over S. Tyger River

GREENWOOD

Chairman Calhoun Mays III

GREENWOOD COUNTY ANNUAL C-FUND REPORT
JULY 1, 2017 to JUNE 30, 2018
RECURRING FUNDS

INCOME AND EXPENSES

Balance of Funds as of July 1, 2017		$ 2,611,711.89
Income:		
Funds Received for Period July 1, 2017 through June 30, 2018	$1,153,239.77	
Interest Earned for Period July 1, 2017 through June 30, 2018	$ 41,788.14	
Funds Received for Return of Uncommitted Balance	$ 21,714.70	
Total Income		$1,216,742.61
Expense:		
Administrative Expense	$ 242.93	
Per Diem Expense (CTC)	$ 2,175.00	
Local Paving Project Expenditures	$ 872,321.77	
State Road Project Expenditures	$ 953,074.70	
Total Expenditure		$1,827,814.40
Balance of Funds as of June 30, 2018		**$2,000,640.10**

FUNDING COMMITMENTS

Local Paving Projects	$ 700,435.00	
State Road Projects	$ 0.00	
Total Committed Funds		$ 700,435.00
Total Uncommitted Funds Available for New Projects		**$ 1,300,205.10**

PROJECTS FUNDED WITH RECURRING FUNDS

LOCAL PAVING PROJECTS

PROJECT NUMBER	PROJECT DESCRIPTION	WORK TYPE	RESPONSIBLE AGENCY	BUDGET	TOTAL EXPENDITURE	CURRENT FY EXPENDITURE	REMAINING BUDGET
2016-CITY01	City of Greenwood Resurfacing	Resurfacing	City of Greenwood	$272,665.21	$272,665.21	$4,171.00	$0.00
2016-NS01	Town of Ninety Six Resurfacing	Resurfacing	Greenwood County	$7,627.54	$7,627.54	$7,627.54	$0.00
2016-COUNTY01	Greenwood County Resurfacing	Resurfacing	Greenwood County	$404,575.02	$404,575.02	$404,575.02	$0.00
2015-CPW	CPW Utility Relocation	Utility/Widen	Greenwood CPW	$24,822.46	$24,822.46	$24,822.46	$0.00
2017-18 COUNTY LOCAL	Greenwood County Resurfacing	Resurfacing	Greenwood County	$448,810.00	$0.00	$0.00	$448,810.00
2017-18 CITY LOCAL	City of Greenwood Resurfacing	Resurfacing	City of Greenwood	$232,750.75	$232,750.75	$232,750.75	$0.00
2017-18 WARE SHOALS	Town of Ware Shoals Resurfacing – Mill St	Resurfacing	Town of Ware Shoals	$170,000.00	$170,000.00	$170,000.00	$0.00
2018 MATHIS RD CULVERT	Greenwood County Replacement of Box Culvert on Mathis Rd	Drainage	Greenwood County	$80,000.00	$15,450.00	$15,450.00	$64,550.00
2017-18 COUNTY LITTLE COWHEAD CREEK	Greenwood County Bridge Repair – Cowhead Creek Road	Bridge Repair	Greenwood County	$200,000.00	$12,925.00	$12,925.00	$187,075.00
			Totals	**$1,841,250.98**	**$1,140,815.98**	**$872,321.77**	**$700,435.00**

Expenditures for Local Paving Projects as Percent of Total Income = 76.69% ($872,321.77 / $1,137,500.00)
See Attachment A for a listing of roads associated with each project.

STATE ROAD PROJECTS

PROJECT NUMBER	PROJECT DESCRIPTION	WORK TYPE	RESPONSIBLE AGENCY	BUDGET	TOTAL EXPENDITURE	CURRENT FY EXPENDITURE	REMAINING BUDGET
P036901	2017-18 SCDOT Annual (W. Durst Ave)	Resurfacing	SCDOT	$277,500.66	$277,500.66	$241,495.00	$0.00
P036887	2017-18 SCDOT Annual (Parkland Place Road)	Resurfacing	SCDOT	$0.00	$0.00	$154,505.00	$0.00
P036927	2017-18 SCDOT Annual (Wilkerson Lane)	Resurfacing	SCDOT	$104,042.21	$104,042.21	$0.00	$0.00
P037213	2017-18 NS West Main (West Main Street)	Reclamation	SCDOT	$477,000.00	$477,000.00	$477,000.00	$0.00
	2018 SCDOT Rural Road Safety US 221/72	Safety/Turn Lane	SCDOT	$80,074.00	$80,074.00	$80,074.00	$0.00
			Totals	**$938,616.87**	**$938,616.87**	**$953,074.00**	**$0.00**

Expenditures for State Road Projects as Percent of Total Income = 83.79% ($953,074.00 / $1,137,500.00)

GREENWOOD COUNTY ANNUAL C-FUND REPORT

JULY 1, 2017 to JUNE 30, 2018

SFY 15-16 NON-RECURRING FUNDS (H.4230)

INCOME AND EXPENSES

Balance of Funds as of July 1, 2017		**$ 51,540.00**
Income:		
Funds Received for Period July 1, 2017 through June 30, 2018	$ 0.00	
Interest Earned for Period July 1, 2017 through June 30, 2018	$ 0.00	
Funds Received for Return of Uncommitted Balance	$ 0.00	
Total Income		$ 0.00
Expense:		
State Road Project Expenditures:	$ 0.00	
Total Expenditure		$ 0.00
Balance of Funds as of June 30, 2018		**$ 51,540.00**

FUNDING COMMITMENTS

State Road Projects	$ 0.00	
Total Commitments		$ 0.00
Total Uncommitted Funds Available for New Projects		**$ 51,540.00**

PROJECTS FUNDED WITH NON-RECURRING FUNDS (H.4230)

STATE ROAD PROJECTS

PROJECT NUMBER	PROJECT DESCRIPTION	WORK TYPE	RESPONSIBLE AGENCY	BUDGET	TOTAL EXPENDITURE	CURRENT FISCAL YEAR EXPENDITURE	REMAINING BUDGET
P029218(B)	Full Depth Reclamation of S-667, S-722, S-643 & S-579	Reclamation	SCDOT	$67,298.97	$67,298.97	$0.00	$0.00
P029465(B)	Full Depth Reclamation of Park Street (S-727)	Reclamation	SCDOT	$89,059.52	$89,059.52	$0.00	$0.00
P029543	Resurface S-163, S-230, S-245, S-131 & S-98	Resurface	SCDOT	$3,177,510.10	$3,177,510.10	$0.00	$0.00
			Totals	**$3,333,868.59**	**$3,333,868.59**	$0.00	$0.00

GREENWOOD COUNTY ANNUAL C-FUND REPORT

JULY 1, 2017 to JUNE 30, 2018

SFY 16-17 NON-RECURRING FUNDS (P117.135)

INCOME AND EXPENSES

Balance of Funds as of July 1, 2017		**$ 767,257.63**
Income:		
Funds Received for Period July 1, 2017 through June 30, 2018	$ 0.00	
Interest Earned for Period July 1, 2017 through June 30, 2018	$ 0.00	
Funds Received for Return of Uncommitted Balance	$ 0.00	
Total Income		$ 0.00
Expense:		
State Road Project Expenditures:	$ 766,034.48	
Total Expenditure		$ 766,034.48
Balance of Funds as of June 30, 2018		**$ 1,223.15**

FUNDING COMMITMENTS

State Road Projects	$ 0.00	
Total Commitments		$ 0.00
Total Uncommitted Funds Available for New Projects		**$ 1,223.15**

PROJECTS FUNDED WITH NON-RECURRING FUNDS (P117.135)

STATE ROAD PROJECTS

PROJECT NUMBER	PROJECT DESCRIPTION	WORK TYPE	RESPONSIBLE AGENCY	BUDGET	TOTAL EXPENDITURE	CURRENT FISCAL YEAR EXPENDITURE	REMAINING BUDGET
P036887	2017-18 SCDOT Annual (Parkland Place Road)	Resurface	SCDOT	$767,876.38	$767,876.38	$766,034.48	$0.00
			Totals	$767,876.38	$767,876.38	$766,034.48	$0.00

Signed: _____
Calhoun Mays III, GCTC Chairman

Date: 12-3-2018

GREENWOOD COUNTY ANNUAL C-FUND REPORT
JULY 1, 2017 to JUNE 30, 2018

ATTACHMENT A

PROJECT NUMBER	PROJECT DESCRIPTION	ROAD LIST
2016-CITY01	City of Greenwood Resurfacing	Parkway, Spring Street, Lodge Grounds, Northgate, Ridgewood Circle, Wisewood/Blyth Heights, Virginia Avenue
2016-NS01	Town of Ninety Six Resurfacing	Alley West of Rogers Street
2016-COUNTY01	Greenwood County Resurfacing	Westbrook Dr, Anderson Cir., Middle St., Rivers St., Metro Dr., Barkwood Ln., Barkwood Ct., Suluca Ct., 96 Ball Park Rd., Kings Grant Ln., Whisperwood Dr., Whisperwood Ct., Ellison Ave., Hillside Dr., Charles Rd., Mt. Moriah Rd
2015-CPW	CPW Utility Relocation	Maxwell Avenue, Mill Avenue
2017-18 COUNTY LOCAL	Greenwood County Resurfacing	Cedar Dr, Cedar Lake Ct, Windmill Cir, Squirrel Tree Rd, Tracechain Rd, Cemetery Rd, Possom Hollow Rd, Single Tree Rd, Bond Ave, Fourth St, Mauldin Rd, Robin Ct, Driftwood Dr, Reynold's Park, Harborside Dr.
2017-18 CITY LOCAL	City of Greenwood Resurfacing	Pascal, Ashton Court, Chadford Court, Bonham Court, Hitt Street, Hospitality Boulevard, Commons Drive, Destination Way, Cinema Drive, Packer, Hunter, Saco, Mason, Merriman
2017-18 WARE SHOALS	Town of Ware Shoals Resurfacing – Mill St	Mill Street
2018 MATHIS RD CULVERT	Greenwood County Replacement of Box Culvert on Mathis Rd	Mathis Road
2017-18 COUNTY LITTLE COWHEAD CREEK	Greenwood County Bridge Repair – Cowhead Creek Road	Cowhead Creek Road

LANCASTER

Chairman Rudy Carter

LANCASTER CTC ANNUAL C FUND REPORT
JULY 1, 2017 - JUNE 30, 2018
RECURRING FUNDS

INCOME AND EXPENSES		
Balance of Funds as of July 1, 2017		**$ 1,621,957.83**
Income:		
Funds Received for Period July 1, 2017 through June 30, 2018	$ 1,625,496.00	
Interest Earned for Period July 1, 2017 through June 30, 2018	$ 799.25	
Total Income		$ 1,626,295.25
Expenses:		
Administrative Expenses	$ -	
Local Paving Project Expenditures	$ (812,596.30)	
State Road Project Expenditures	$ (2,306,809.26)	
Total Expenditures		$ (3,119,405.56)
Balance of Funds as of June 30, 2018		**$ 128,847.52**
FUNDING COMMITMENTS		
Local Paving Projects	$ -	
State Road Projects	$ -	
Total Committed Funds		$ -
Total Uncommitted Funds Available for New Projects		**$ 128,847.52**

 PROJECTS FUNDED WITH RECURRING FUNDS

LOCAL PAVING PROJECTS

Project Number	PROJECT DESCRIPTION	WORK TYPE	RESPONSIBLE AGENCY	BUDGET-(PO Amts)	TOTAL EXPENDITURES	CURRENT FISCAL YEAR EXPENDITURES	REMAINING BUDGET
11-04.19	Lancaster Co. 2/17/17 Calcium Chloride Roads- various County Roads	Design	COUNTY		$ 4,811.94	$ 477.50	
11-04.20	Lancaster Co-CTC -Sardis Ave Guardrail	Design	COUNTY	$ 100,000.00	$ 37,015.06	$ 34,826.84	$ (26,229)
11-04.21	Lancaster Co-CTC 2017 Resurfacing	Design	COUNTY		$ 4,787.90	$ 4,787.90	
11-04.22	Lancaster Co-Sun City Storm Drain	Design	COUNTY		$ 79,614.05	$ 79,614.05	
166274.00	LC-SCDOT One Time Funded Roads	Design	COUNTY	$ 77,800.00	$ 45,679.92	$ 40,365.60	$ 32,120
Calcium Chloride	Calcium Chloride Treatment-CTC Extension	Calcium Treatment	COUNTY	$ 108,000.00	$ 118,261.48	$ 118,261.48	$ (10,261)
1317.00	Gills Creek- Change order to Sardis Drive	County Paving	COUNTY	$ 75,000.00	$ 68,406.50	$ 68,406.50	$ 6,594
1104.20	Lancaster County Sales Tax-Sardis Dr. Guardrail	County Paving	COUNTY	$ 333,126.00	$ 339,986.61	$ 339,986.61	$ (6,861)
	KEER-County Match-County Match transferred to Grant Fund	County Paving	COUNTY	$ 100,000.00	$ 100,000.00	$ 100,000.00	$ -
1104-9 DOT	LANC 2015 Road Paving 1104-9 DOT	Retainage/County Paving	COUNTY	$ 25,869.82	$ 25,869.82	$ 25,869.82	$ -
	TOTALS			$819,795.82	$824,433.28	$812,596.30	-$4,637.46

EXPENDITURES FOR LOCAL PAVING PROJECTS AS PERCENT OF TOTAL INCOME = 50.0%

STATE ROAD PROJECTS

Project Number	PROJECT DESCRIPTION	WORK TYPE	RESPONSIBLE AGENCY	BUDGET	EXPENDITURES	CURRENT FISCAL YEAR EXPENDITURES	REMAINING BUDGET
1104-21	Lancaster Co-CTC 2017 Resurfacing	RESURFACE	COUNTY	$ 401,756.31	$ 579,755.56	$ 424,581.64	$ (177,999)
1104-9 DOT	LANC 2015 Road Paving 1104-9 DOT	Retainage	COUNTY	$ 750,000.00	$ 1,060,662.72	$ 25,869.82	$ (310,663)
1502-1	SCDOT CTC- Lancaster Sales Tax Road Program #1	Retainage	COUNTY	$ 351,655.73	$ 351,655.73	$ 12,311.34	$ -
15-31	SCDOT- One Time Money Secondary Roads	Retainage	COUNTY	$ 2,867,392.87	$ 2,501,528.69	$ 76,378.40	$ 365,864
1531-1	SCDOT One Time Money Secondary Roads-Evans & Neil	RESURFACE	COUNTY	$ 595,036.85	$ 623,123.66	$ 612,123.66	$ (28,087)
1531-2	SCDOT One Time Money Secondary Roads-Clinton Avenue	RESURFACE	COUNTY	$ 695,630.05	$ 709,990.49	$ 462,593.24	$ (14,360)
1531-3	SCDOT One Time Money Secondary Roads-Hampton Road	RESURFACE	COUNTY	$ 1,113,346.41	$ 1,156,053.33	$ 677,951.16	$ (42,707)
PO37825	SCDOT- Markings/Sharrows- Gay St; White St; E Market St.	Markings/Sharrows	COUNTY	$ 15,000.00	$ 15,000.00	$ 15,000.00	$ -
	TOTALS			$6,789,818.22	$6,997,770.18	$2,306,809.26	-$207,951.96

EXPENDITURES FOR STATE ROAD PROJECTS AS PERCENT OF TOTAL INCOME = 141.84%

CTC Chairman: _____
*(Signature)

Date: 10-30-18

LAURENS

Chairman John Burnette

LAURENS COUNTY ANNUAL C-FUND REPORT

JULY 1, 2017 to JUNE 30, 2018

RECURRING FUNDS

INCOME AND EXPENSES

Balance of Funds as of July 1, 2017		$ 1,927,449.54
Income:		
Funds Received for July 1, 2017 to June 30, 2018	$1,720,289.51	
Interest Received for July 1, 2017 to June 30, 2018	$ 11,122.22	
Total Income		$1,731,411.73
Expense:		
Administrative Expense (CTC)	$ 2,000.00	
Per Diem Expense (CTC)	$ 6,675.00	
Local Paving Project Expenditures	$ 837,142.65	
State Road Project Expenditures	$1,257,066.04	
Total Expenditure		$2,102,883.69
Balance of Funds as of June 30, 2018		**$1,555,977.58**

FUNDING COMMITMENTS

Local Paving Projects	$ (846,594.00)	
State Road Projects	$ 0.00	
State Road Match Projects	$ 0.00	
Total Committed Funds		$ (846,594.00)
Total Uncommitted Funds Available for New Projects		**$ 709,383.58**

LOCAL PAVING PROJECTS

Project Number	PROJECT DESCRIPTION	WORK TYPE	RESPONSIBLE AGENCY	BUDGET	TOTAL EXPENDITURES	CURRENT FISCAL YEAR EXPENDITURES	REMAINING BUDGET
36	Resurfacing of 15 County Roads	Resurfacing	County	$ 709,459.00	$ 704,519.00	$ 155,808.00	$ 4,940.00
37	Resurfacing of 22 County Roads	Resurfacing	County	$ 594,487.65	$ 590,117.65	$ 590,117.65	$ 4,370.00
City of Clinton FY 16-17	Resurfacing of Forest St	Resurfacing	City of Clinton	$ 41,217.00	$ 41,217.00	$ 41,217.00	$ -
City of Clinton FY 17-18	Resurfacing of S Woodrow St	Resurfacing	City of Clinton	$ 50,000.00	$ 50,000.00	$ 50,000.00	$ -
	TOTALS			$ 1,395,163.65	$ 1,385,853.65	$ 837,142.65	$ 9,310.00

EXPENDITURES FOR LOCAL PAVING PROJECTS AS PERCENT OF TOTAL INCOME = 54.74%

STATE PROJECTS FUNDED WITH RECURRING FUNDS

Project Number	PROJECT DESCRIPTION	WORK TYPE	RESPONSIBLE AGENCY	BUDGET	TOTAL EXPENDITURES	CURRENT FISCAL YEAR EXPENDITURES	REMAINING BUDGET
P029540 (B)	Resurface S-52, S-71, S-307, S-54 & S-274	Resurfacing	SCDOT	$ 363,355.00	$ 363,355.00	$ -	$ -
P030828 (B)	Resurface S-888, SC-56, SC-14 S-485/570 & S-955	Resurfacing	SCDOT	$ 802,629.28	$ 802,629.28	$ -	$ -
P037087	Widen & Resurface S-620, S-270 & S-623	Resurfacing	SCDOT	$ 1,257,066.04	$ 1,257,066.04	$ 1,257,066.04	$ -
	TOTALS			$ 2,423,050.32	$ 2,423,050.32	$ 1,257,066.04	$ -

25% OF COUNTY'S APPORTIONMENT OF "C" FUNDS BASED ON BIENNIAL AVERAGE: 82.20%

LAURENS COUNTY ANNUAL C-FUND REPORT

JULY 1, 2017 to JUNE 30, 2018

SFY 15-16 NON-RECURRING FUNDS (H.4230)

INCOME AND EXPENSES

Balance of Funds as of July 1, 2017		**$ 41,334.87**
Income:		
Funds Received for July 1, 2017 to June 30, 2018	$ 0.00	
Interest Received for July 1, 2017 to June 30, 2018	$ 61.56	.
Total Income		$ 61.56
Expense:		
State Road Project Expenditures:	$ 41,396.43	.
Total Expenditure		$ 41,396.43
Balance of Funds as of June 30, 2018		**$ 0.00**

FUNDING COMMITMENTS

State Road Projects	$ 0.00	.
Total Commitments		$ 0.00
Total Uncommitted Funds Available for New Projects		**$ 0.00**

PROJECTS FUNDED WITH NON-RECURRINGS FUNDS (H.4230)

STATE ROAD PROJECTS

Project Number	PROJECT DESCRIPTION	WORK TYPE	RESPONSIBLE AGENCY	BUDGET	EXPENDITURES	CURRENT FISCAL YEAR EXPENDITURES	REMAINING BUDGET
P029540 (A)	Resurface S-52, S-71, S-307, S-54 & S-274	Resurfacing	SCDOT	$ 4,350,339.31	$ 4,350,339.31	$ -	$ -
P030828 (C.)	Resurface S-888, SC-56, SC-14 S-485/570 & S-955	Resurfacing	SCDOT	$ 1,027,394.81	$ 1,027,394.81	$ -	$ -
P037087 (A)	Widen & Resurface S-620, S-270 & S-623	Resurfacing	SCDOT	$ 41,396.43	$ 41,396.43	$ 41,396.43	$ -
	TOTALS			$ 5,419,130.55	$ 5,419,130.55	$ 41,396.43	$ -

LAURENS COUNTY ANNUAL C-FUND REPORT

JULY 1, 2017 to JUNE 30, 2018

SFY 16-17 NON-RECURRING FUNDS (P117.135)

INCOME AND EXPENSES

Balance of Funds as of July 1, 2017		**$ 2,054.48**
Income:		
Funds Received for July 1, 2017 to June 30, 2018	$ 0.00	
Interest Received for July 1, 2017 to June 30, 2018	$ 3.05	
Total Income		$ 3.05
Expense:		
State Road Project Expenditures:	$ 2,057.53	
Total Expenditure		$ 2,057.53
Balance of Funds as of June 30, 2018		**$ 0.00**

FUNDING COMMITMENTS

State Road Projects	$ 0.00	
Total Commitments		$ 0.00
Total Uncommitted Funds Available for New Projects		**$ 0.00**

PROJECTS FUNDED WITH NON-RECURRINGS FUNDS (P117.135)

STATE ROAD PROJECTS

Project Number	PROJECT DESCRIPTION	WORK TYPE	RESPONSIBLE AGENCY	BUDGET	EXPENDITURES	CURRENT FISCAL YEAR EXPENDITURES	REMAINING BUDGET
P030828 (A)	Resurface S-888, SC-56, SC-14 S-485/570 & S-955	Resurfacing	SCDOT	$ 1,027,394.81	$ 1,027,394.81	$ -	$ -
P037087 (B)	Widen & Resurface S-620, S-270 & S-623	Resurfacing	SCDOT	$ 2,057.53	$ 2,057.53	$ 2,057.53	$ -
	TOTALS			$ 1,029,452.34	$ 1,029,452.34	$ 2,057.53	$ -

Signed: John Burnette
John Burnette, LCTC Chairman

Date: 9/5/2018

LEXINGTON

Chairwoman Debra B. Summers

LEXINGTON CTC ANNUAL C FUND REPORT

JULY 1, 2017-JUNE 30, 2018

RECURRING FUNDS

INCOME AND EXPENSES

Balance of Funds as of July 1, 2017		$ 7,507,484.74
Income:		
Funds Received for Period July 1, 2017 through June 30, 2018	$ 2,984,751.26	
Interest Earned for Period July 1, 2017 through June 30, 2018	$ 91,796.43	
Donor County Funds Received Period July 1, 2017 through June 30, 20	$ 1,905,244.72	
Project Refunds for Period July 1, 2017 through June 30, 2018	$ -	
Total Income		$ 4,981,792.41
Expenses:		
Administrative Expenses	$ -	
Local Paving Project Expenditures	$ 1,551,409.96	
State Road Project Expenditures	$ 182,876.91	
State Road Match Expenditures	$ -	
Total Expenditures		$ 1,734,286.87
Balance of Funds as of June 30, 2018		$10,754,990.28

FUNDING COMMITMENTS

Local Paving Projects	$ 2,729,914.17	
State Road Projects	$ 622,421.99	
Total Committed Funds		$ 3,352,336.16
Total Uncommitted Funds Available for New Projects		$ 7,402,654.12

Uncommitted Funds as Percent of Total Income = 149%

LEXINGTON COUNTY CTC ANNUAL C FUND REPORT

JULY 1, 2017-JUNE 30, 2018

REPORT DATE: NOVEMBER 13, 2018

LOCAL PAVING PROJECTS

Project Number	LOCAL ROUTE	PROJECT DESCRIPTION	WORK TYPE	RESPONSIBLE AGENCY	BUDGET	TOTAL EXPENDITURE	CURRENT FISCAL YEAR EXPENDITURE	REMAINING BUDGET
121302-5R0128	Railroad Avenue	Town of Pelion placement of RAP on Railroad Ave	Placement of RAP	County	$ 7,500	$ -	$ -	$ 7,500
121302-5R0205	Buck Corley Road Sidewalk	Lexington County TAP Grant for sidewalks	Sidewalk	County	$ 223,775	$ 60,793	$ 4,252	$ 162,982
121302-5R0220	N W Columbia Ave	Chapin TAP Grant Supplement for sidewalks	Sidewalk/Resurface	Town of Chapin	$ 82,300	$ -	$ -	$ 82,300
121303-000000	Subdivision Bond Supplements	Cherokee Shores, Woodland Pond, Whispering Glen, Res	Road & Drain. Improv.	County	$ 87,764	$ -	$ -	$ 87,764
121303-5R0142	Kaminer Subdivision	Final Plat and As-Built Drawings	Road & Drain. Improv.	County	$ 5,052	$ 1,700	$ -	$ 3,352
121303-5R0145	Hope Springs Subdivision	Bond Supplements, Full Depth Reclaim/Paving	Road & Drain. Improv.	County	$ 129,154	$ 129,154	$ 33,933	$ -
121304-539885	Pine Plain Road	Paving from SC 6 to Redmond Mill Rd	Paving	County	$ 112,298	$ 71,148	$ 5,426	$ 41,150
121304-5R0066	Old Charleston Road	Paving from Calks Ferry Rd to Pond Branch Rd (SC 34)	Paving	County	$ 612,231	$ 78,991	$ 3,922	$ 533,240
121304-5R0244	Alice Drive and Phaeton Dr	Paving from Hwy 321 to Pound Road	Paving	County	$ 83,483	$ 39,334	$ 36,637	$ 44,149
121304-5R0170	Foremost Drive	Paving from Nazareth Road to Frieda Road	Paving	County	$ 467,098	$ 402,598	$ 681	$ 64,500
121304-5R0172	Limestone Road	Paving from Wessinger Rd to St. Thomas Church Rd	Paving	County	$ 99,271	$ 76,671	$ 824	$ 22,600
121304-5R0191	Ruth Vista Road	Paving from Sherwood Dr to Pepper Rd	Paving	County	$ 843,990	$ 743,359	$ 39,764	$ 100,631
121304-5R0192	Water Tank Road	Paving from Harvey Berry Rd to D E Clark Rd	Paving	County	$ 2,322,034	$ 2,068,650	$ 23,571	$ 253,384
121304-5R0226	Bub Shumpert Road #7	Paving from Hartley Quarter Road to SC 302	Paving	County	$ 100,588	$ 63,088	$ 63,008	$ 37,500
121304-5R0206	Bub Shumpert Road #13	Paving from Hwy 178 to Hartley Quarter Road	Paving	County	$ 104,097	$ 53,247	$ 12,641	$ 50,850
121304-5R0207	Johns Creek Road	Paving from Wessinger Rd to Mallard Dr	Paving	County	$ 113,873	$ 75,574	$ 16,337	$ 38,299
123104-5R0227	Backman Ave	Paving from Platt Springs Rd to Platt Springs Rd	Paving	County	$ 77,131	$ 36,281	$ 22,770	$ 40,850
121304-5R0212	Stirlington Road	Drainage Repairs along Stirlington Road	Drainage	County	$ 369,807	$ 337,115	$ 309,841	$ 32,692
121304-5R0246	Olde Saluda Storm Sewer Rehab	Storm Sewer Evaluation and Rehabilitation	Drainage	County	$ 48,498	$ 36,182	$ 36,182	$ 12,316
121307-5R0223	Asphalt Maintenance (Various)	2016 Asphalt Maintenance Contract	Resurfacing	County	$ 1,322,045	$ 1,167,627	$ 220	$ 154,418
121307-5R0235	Asphalt Maintenance (Various)	2017 Asphalt Maintenance Contract	Resurfacing	County	$ 1,124,530	$ 1,029,829	$ 741,308	$ 94,702
121307-5R0245	Road Striping (Various)	2018 Road Striping Contract	Road Striping	County	$ 117,289	$ 78,968	$ 78,968	$ 38,321
121307-5AI608	Weed Dr	Geotechincal investigation and pavement rehabilitation	Resurfacing	County	$ 10,000	$ -	$ -	$ 10,000
121308-5R0028	Martin Neese Road	Paving from Hwy 6 to I.W. Hutto Rd	Paving	County	$ 241,435	$ 205,274	$ 7,054	$ 36,161
121308-000000	Soil Cement Program	Porth, Hyman, Darby Ambrose, Sweet Pea, Green Hills	Soil Cement	County	$ 222,089	$ 18,517	$ -	$ 203,572
121308-5R0113	Ashby Drive	Paving from Irvin Jumper Rd to Ball Park Rd	Paving	County	$ 541,892	$ 47,851	$ 16,106	$ 494,041
121308-5R0115	Oak Hill Rd	Paving from Fish Hatchery Rd to Dead End	Paving	County	$ 110,099	$ 27,827	$ 27,827	$ 82,272
121308-5R0239	Countywide Bridge Evaluation	Various County Road Bridges	Bridge Evaluation	County	$ 70,588	$ 70,219	$ 70,139	$ 369
		TOTALS				$ 6,919,997	$ 1,551,410	$ 2,729,914

EXPENDITURES FOR LOCAL PAVING PROJECTS AS PERCENTAGE OF ANNUAL C-FUND ALLOTMENT INCOME = 52%

LEXINGTON COUNTY CTC ANNUAL C FUND REPORT

JULY 1, 2017-JUNE 30, 2018

REPORT DATE: NOVEMBER 13, 2018

STATE ROAD PROJECTS

	LOCAL ROUTE	PROJECT DESCRIPTION	WORK TYPE	RESPONSIBLE AGENCY	BUDGET	TOTAL EXPENDITURE	CURRENT FISCAL YEAR EXPENDITURE	REMAINING BUDGET
121302-5R0148	Bush River Rd (S-32-107)	Lex. County Ehancement grant for sidewalks	Sidewalk	County	$ 204,228	$ 64,661	$ 2,898	$ 139,567
121302-5R0153	Sunset/Jarvis (US 378, SC 12)	W Cola Beautification ENH #26-12	Beaut. Enh Grant	SCDOT	$ 36,250	$ -	$ -	$ 36,250
121302-5R0218	US 1, S-39, S-150 & S-469	Town of Batesburg Leesville sidewalk	Sidewalk	Town of B-L	$ 40,000	$ 20,000	$ -	$ 20,000
121302-5R0229	SC 6	Town of Swansea CDBG Match	Sidewalk Ext.	Town of Swansea	$ 16,000	$ 14,900	$ 14,900	$ 1,100
121302-5R0233	SC 60	Town of Irmo Fire Signal	Signal	Town of Irmo	$ 120,000	$ -	$ -	$ 120,000
121302-5R0236	Knox Abbot Dr (US 321)	City of Cayce Pedestrian safety and traffic calming	Pedestrian Signal	City of Cayce	$ 40,000	$ -	$ -	$ 40,000
121306-5R0128	Zion Church Road Extenstion	Extend Zion Church Rd from Amicks Ferry to Lex. Ave.	Construct new road	County	$ 150,000	$ -	$ -	$ 150,000
121306-5R0216	SC 302	SC 302/Landfill Ln Turn Lanes	Intersection Improv.	County	$ 611,270	$ 495,765	$ 2,225	$ 115,505
121307-5R0235A	Airport Rd (S32-1583)	Road Resurfacing	Resurfacing	County	$ 12,854	$ 12,854	$ 12,854	$ -
P117.135	Various State Routes	P 117.135 State Resurfacing Contract	Resurfacing	SCDOT	$ 150,000	$ 150,000	$ 150,000	$ -
		TOTALS				$ 758,179	$ 182,877	$ 622,422

STATE ROAD PROJECTS

	LOCAL ROUTE	PROJECT DESCRIPTION	WORK TYPE	RESPONSIBLE AGENCY	CTC MATCH FUNDS COMMITTED	EXPENDITURE	CURRENT FISCAL YEAR EXPENDITURE	REMAINING BUDGET
	SCDOT Match Program	SCDOT Matching Funds	SCDOT Projects		$ -	$ -	$ -	$ -
		TOTALS			$ -	$ -	$ -	$ -

YEAR EXPENDITURE IN EXCESS OF MATCH AMOUNT*
$ -

EXPENDITURES FOR STATE ROAD PROJECTS AND MATCH PROJECTS IN EXCESS OF MATCH AMOUNT AS PERCENTAGE OF ANNUAL C-FUND ALLOTMENT TOTAL INCOME = $ -

* Note: Annual C-Fund Allotment Total includes Project Refunds received for report period.

6%

LEXINGTON COUNTY CTC ANNUAL C FUND REPORT

JULY 1, 2017-JUNE 30, 2018
NON-RECURRING FUNDS (H.4230)
REPORT DATE: NOVEMBER 13, 2018

INCOME AND EXPENSES

Project Number	Balance of Funds as of July 1, 2017		$ 21,998.77
	Income:		
	Funds Received for Period July 1, 2017 through June 30, 2018	$ -	
	Interest Earned for Period July 1, 2017 through June 30, 2018	$ -	
	Total Income		$ -
	Expenses:		
	State Road Project Expenditures	$ -	
	Total Expenditures		$ -
	Balance of Funds as of June 30, 2018		$ 21,998.77

FUNDING COMMITMENTS

State Road Projects	$ -	
Total Committed Funds		$ -
Total Uncommitted Funds Available for New Projects		$ 21,998.77

Uncommitted Funds as Percent of Total Income = 0%

LEXINGTON COUNTY CTC ANNUAL C FUND REPORT

JULY 1 , 2017-JUNE 30, 2018

REPORT DATE: NOVEMBER 13, 2018

STATE ROAD PROJECTS

Project Number	LOCAL ROUTE	PROJECT DESCRIPTION	WORK TYPE	RESPONSIBLE AGENCY	BUDGET	TOTAL EXPENDITURE	CURRENT FISCAL YEAR EXPENDITURE	REMAINING BUDGET
H4230	S-32, Various Routes	H4230 Resurfacing (SEE ATTACHMENT A)	Resurfacing	SCDOT	$ 8,545,366	$ 8,545,366	$ -	$ -
		TOTALS				$ 8,545,366	$ -	$ -

LEXINGTON COUNTY CTC ANNUAL C FUND REPORT

JULY 1, 2017-JUNE 30, 2018
NON-RECURRING FUNDS (P117.135)
REPORT DATE NOVEMBER 13, 2018

INCOME AND EXPENSES

Balance of Funds as of July 1, 2017		$ 10,779.18
Income:		
Funds Received for Period July 1, 2017 through June 30, 2018	$ -	
Interest Earned for Period July 1, 2017 through June 30, 2018	$ -	
Total Income		$ -
Expenses:		
State Road Project Expenditures	$ -	
Total Expenditures		$ -
Balance of Funds as of June 30, 2018		$ 10,779.18

FUNDING COMMITMENTS

State Road Projects	$ -	
Total Committed Funds		$ -
Total Uncommitted Funds Available for New Projects		$ 10,779.18

Uncommitted Funds as Percent of Total Income = 0%

LEXINGTON COUNTY CTC ANNUAL C FUND REPORT

JULY 1 , 2017 - JUNE 30, 2018

REPORT DATE: NOVEMBER 13, 2018

STATE ROAD PROJECTS

LOCAL ROUTE	PROJECT DESCRIPTION	WORK TYPE	RESPONSIBLE AGENCY	BUDGET	TOTAL EXPENDITURE	CURRENT FISCAL YEAR EXPENDITURE	REMAINING BUDGET
S32-875, S32-275, S32-37	P117.135 Resurfacing (SEE ATTACHMENT B)	Resurfacing	SCDOT	$ 1,967,756	$ 1,967,756	$ -	$ -
	TOTALS				$ 1,967,756	$ -	$ -

CTC Chairman: Dolma B Summer

Date: November 13, 2018

LEXINGTON COUNTY CTC ANNUAL C FUND REPORT
JULY 1 , 2017-JUNE 30, 2018
ATTACHMENT A

LEXINGTON CTC ONE-TIME STATE Road Resurfacing Program (H4230)

#	Road / Project Name	S32- #	From	To	Managing Agency	CC#			Cat	Miles
1	N MONMOUTH AVENUE	S32-290	W. Craft St	SC 6	SCDOT	1			OTRS	0.34
2	OLD CHARLESTON ROAD	S32-622	SC 302	James Dunbar Rd	SCDOT	1			OTRS	3.36
3	ST. PAUL STREET	S32-582	N. Monmouth St	N. Lawrence Ave	SCDOT	1			OTRS	0.28
4	BEDENBAUGH STREET	S32-199	E Church St	Rawls Dr	SCDOT	2			OTRS	0.28
5	BRODIE ROAD	S32-484	Cedar St	S. Brodie Rd	SCDOT	2			OTRS	1.00
6	CEDAR STREET	S32-1042	S. Lee St	Brodie Rd	SCDOT	2			OTRS	0.16
7	DIXIE STREET	S32-1145	W. Hampton St	Old Broad St	SCDOT	2			OTRS	0.05
8	DIXIE STREET	S32-330	W. Hampton St	Sandpit Rd	SCDOT	2			OTRS	0.26
9	HALLMAN STREET	S32-333	Mitchell St	N Carolina Ave	SCDOT	2			OTRS	0.31
10	LEXINGTON STREET	S32-304	Peachtree St	Fulmer St	SCDOT	2			OTRS	0.16
11	N FAIR STREET	S32-346	W Columbia Ave	Liberty St	SCDOT	2			OTRS	0.42
12	SANDPIT ROAD	S32-330	Dixie St	Quinton Ricard Rd	SCDOT	2			OTRS	0.40
13	BALL PARK ROAD	S32-1173	US 1	Rawl Rd	SCDOT	3			OTRS	1.33
14	CEDAR STREET	S32-225	West Main St	West Butler St	SCDOT	3			OTRS	0.08
15	CLARK STREET	S32-1680	Gibson St	George St	SCDOT	3			OTRS	0.12
16	HAYGOOD AVENUE	S32-389	West Main St	West Butler St	SCDOT	3			OTRS	0.08
17	HENDRIX STREET	S32-43	Barr Rd	Gibson Rd	SCDOT	3			OTRS	0.58
18	PINE STREET	S32-639	Reed Ave	Wessinger Dr	SCDOT	3			OTRS	0.14
19	SCHOOL DRIVE	S32-861	Corley St	Harmon St	SCDOT	3			OTRS	0.32
20	SWARTZ ROAD	S32-132	Parker St	Railroad Ave	SCDOT	3			OTRS	0.24
21	SWARTZ ROAD	S32-337	US 1	Parker St	SCDOT	3			OTRS	0.20
22	CAROLINA STREET	S321006	Wisconsin St	Miami St	SCDOT	4			OTRS	0.19
23	CATALINA/HIGHLAND DR	S32-871	Woodberry Rd	Woodberry Rd	SCDOT	4			OTRS	0.43
24	WATTLING ROAD	S32-71	US 1	Platt Springs Rd	SCDOT	4			OTRS	1.47
25	WISCONSIN STREET	S32-1006	Lexington Dr	Carolina St	SCDOT	4			OTRS	0.20
26	COUNTRY OAK ROAD	S32-1692	Farmdale Rd	Dead End	SCDOT	5			OTRS	0.45
27	FRANK STREET	S32-1896	Old Barnwell Rd	Tarparlin Dr	SCDOT	5			OTRS	0.29
28	LADY STREET	S32-1532	Oak St	Pine St	SCDOT	5			OTRS	0.27
29	MCLEE ROAD	S32-1910	Platt Springs Rd	Greenbank Dr	SCDOT	5			OTRS	0.78
30	OAK STREET	S32-658	Ramblin Rd	Colonial Dr	SCDOT	5			OTRS	0.43
31	PRINCETON ROAD	S32-1787	SC 302	Ramblin Rd	SCDOT	5			OTRS	0.94
32	WRENWOOD WAY	S32-1686	Shirway Rd	Wrenwood Dr	SCDOT	5			OTRS	0.21
33	ARROW SHORES CIRCLE	S32-1790	Dreher Island Rd	Arrow Shores Rd	SCDOT	6			OTRS	0.35

LEXINGTON CTC ONE-TIME STATE Road Resurfacing Program (H4230)

#	Road / Project Name	S32- #	From	To	Managing Agency	CC#			Cat	Miles
34	CRYSTAL LAKE CIRCLE	S32-1402	Crystal Lake Dr	CJ Crystal Lake Cir	SCDOT	6			OTRS	0.30
35	DAN COMALANDER	S32-689	Columbia Ave	Richland Cty Line	SCDOT	6			OTRS	1.04
36	LANCER DRIVE	S32-1567	Nursery Rd	White Falls Dr	SCDOT	6			OTRS	0.06
37	OLD SHEALY ROAD	S32-945	Peak St	Newberry Cty Line	SCDOT	6			OTRS	0.72
38	PRIMROSE LANE	S32-1881	Old Lexington Hwy	US 76	SCDOT	6			OTRS	0.89
39	QUAIL WALK TRAIL	S32-1895	Old Lexington Hwy	Dead End	SCDOT	6			OTRS	0.68
40	WHITE FALLS DRIVE	S32-1566	Coldstream Dr	Ripley Station Rd	SCDOT	6			OTRS	0.95
41	BAFFIN BAY ROAD	S32-1562	Oberlin Rd	End State Maint.	SCDOT	7			OTRS	0.27
42	BROOKSHIRE ROAD	S32-764	Nottingham Rd	End State Maint.	SCDOT	7			OTRS	0.45
43	DEPTFORD ROAD	S321564	Fork Ave	Finsbury Rd	SCDOT	7			OTRS	0.11
44	FINSBURY ROAD	S32-1565	St. Andrews Rd	Deptford Rd	SCDOT	7			OTRS	0.38
45	MONTCREST DRIVE	S32-1301	Bush River Rd	Bush River Rd	SCDOT	7			OTRS	0.46
46	OBERLIN ROAD	S32-1652	Piney Grove Rd	Seton Rd	SCDOT	7			OTRS	0.26
47	PITNEY ROAD	S32-1306	Baffin Bay Rd	Broken Hill Rd	SCDOT	7			OTRS	0.50
48	CROMWELL STREET	S32-549	Augusta St	Shull St	SCDOT	8			OTRS	0.20
49	JASPER STREET	S32-541	US 378	Dead End	SCDOT	8			OTRS	0.30
50	MILLSTREAM ROAD	S32-916	Corley Mill Rd	Hope Ferry Rd	SCDOT	8			OTRS	1.68
51	MIMOSA CRESCENT LANE	S32-449	US 378	Duke St	SCDOT	8			OTRS	0.10
52	MOHAWK DRIVE	S32-396	Saluda River Dr	US 378	SCDOT	8			OTRS	0.93
53	NAVAJO TRAIL	S32-651	Mohawk Dr	Fontana Dr	SCDOT	8			OTRS	0.33
54	RALEIGH STREET	S32-354	US 378	N. 9th St	SCDOT	8			OTRS	0.19
55	ABBOTT ROAD	S32-376	Middleton St	Wilkinson St	SCDOT	9			OTRS	0.25
56	COURTNEY DRIVE	S32-1626	Pine Ridge Dr	Williams Cir	SCDOT	9			OTRS	0.26
57	GANTT STREET	S32-976	Memorial Dr	Toole St	SCDOT	9			OTRS	0.23
58	GARDEN AVENUE	S32-282	12th Street	Knox Abbott Dr	SCDOT	9			OTRS	0.22
59	GLENN STREET	S32-166	Charleston Hwy	Middleton St	SCDOT	9			OTRS	0.29
60	HAROLD STREET	S32-923	Hazel St	Long St	SCDOT	9			OTRS	0.12
61	HAZEL STREET	S32-656	Middleton St	Grover St	SCDOT	9			OTRS	0.17
62	HONEYSUCKLE ST	S32-207	Delieseline Rd	Karlaney Ave	SCDOT	9			OTRS	0.23
63	INDIGO AVENUE	S32-141	Axtell St	State St	SCDOT	9			OTRS	0.21
64	JANSEN AVENUE	S32-1168	State St	Honeysuckle St	SCDOT	9			OTRS	0.08
65	JESSAMINE STREET	S32-140	Delieseline Rd	End State Maint.	SCDOT	9			OTRS	0.66
66	KARLANEY AVENUE	S32-220	Axtell St	State St	SCDOT	9			OTRS	0.22

LEXINGTON COUNTY CTC ANNUAL C FUND REPORT
JULY 1 , 2017-JUNE 30, 2018
ATTACHMENT A

LEXINGTON CTC ONE-TIME STATE Road Resurfacing Program (H4230)

#	Road / Project Name	S32- #	From	To	Managing Agency	CC#			Cat	Miles
67	LORICK STREET	S32-140	Axtell St	End State Maint.	SCDOT	9			OTRS	0.23
68	LYBRAND STREET	S32-454	Memorial Dr	Toole St	SCDOT	9			OTRS	0.27
69	PLEASANT VALLEY RD	S32-1274	Fish Hatchery Rd	Valleyview Rd	SCDOT	9			OTRS	0.39
70	RAUTON STREET	S32-1363	Gantt St	Byron St	SCDOT	9			OTRS	0.27
71	REYNOLDS DRIVE	S32-724	Pine Ridge Dr	Williams Cir	SCDOT	9			OTRS	0.25
72	TOOLE STREET	S32-531	Gantt St	Lybrand St	SCDOT	9			OTRS	0.14
73	TOOLE STREET	S32-912	Byron St	Cupstid St	SCDOT	9			OTRS	0.08
74	WILKINSON STREET	S32-358	Frink St	Dunbar Rd	SCDOT	9			OTRS	0.20
									MILES =	31.7

LEXINGTON COUNTY CTC ANNUAL C FUND REPORT
JULY 1 , 2017-JUNE 30, 2018
ATTACHMENT B

LEXINGTON CTC ONE-TIME STATE Road Resurfacing Program (P117.135)

#	Road / Project Name	S32- #	From	To	Managing Agency	CC#			Cat	Miles
1	WATERS FERRY ROAD	S32-37	Peach Festival Rd	Lewie St	SCDOT	2			OTRS	0.40
2	DREHER ROAD	S32-275	Augusta Rd	Huckabee Dr	SCDOT	8			OTRS	0.61
3	GLENN ROAD	S32-875	Fish Hatchery Rd	US 321 Southbound	SCDOT	9			OTRS	2.88
									MILES =	3.9

LEXINGTON COUNTY CTC ANNUAL C FUND REPORT
JULY 1 , 2017-JUNE 30, 2018
ATTACHMENT C

LEXINGTON CTC 2017 ASPHALT MAINTENANCE PROJECT

#	Road / Project Name	S32- #	From	To	Managing Agency	CC#			Cat	Miles
1	Larkspur Ct	LEX CO	Larkspur Rd	Dead End	Lexington County	7			APM	0.02
2	Shortstream Ct	LEX CO	Cedarbrook Rd	Dead End	Lexington County	7			APM	0.04
3	Patrick Dr	LEX CO	White Horse Rd	Sease Hill Rd	Lexington County	5			APM	0.25
2	Duffie Dr	LEX CO	Hendrix St	201 Duffie Dr	Lexington County	3			APM	0.32
3	Rollingwood Tr	LEX CO	Bush River Rd	Shadow Mist Ln	Lexington County	7			APM	0.18
4	Greenvalley Ln	LEX CO	Bush River Rd	Tara Tr	Lexington County	7			APM	0.14
3	Finsbury Ct	LEX CO	Finsbury Rd	Dead End	Lexington County	7			APM	0.04
4	Highwater Ct	LEX CO	Caro Ln	Dead End	Lexington County	6			APM	0.21
5	Gales River Rd	LEX CO	Chadford Rd	Dean Crest Rd	Lexington County	7			APM	0.40
4	Hay Hill Ct	LEX CO	Gales River Rd	DEAD END	Lexington County	7			APM	0.03
5	Holmsbury Rd	LEX CO	Gales River Rd	Chadford Rd	Lexington County	7			APM	0.15
6	Holmsbury Ct	LEX CO	Chadford Rd	DEAD END	Lexington County	7			APM	0.05
5	Whitby Rd	LEX CO	Chadford Rd	DEAD END	Lexington County	7			APM	0.08
6	Kyzer Rd	LEX CO	Nazareth Rd	SCDOT Maintenance	Lexington County	5			APM	0.50
7	Airport Rd (S32-1583)	S32-1583	Old Charleston Rd	DEAD END	Lexington County	1			APM	0.08
									MILES =	2.5

PICKENS

Chairman Thomas Duane Greene

PICKENS COUNTY CTC ANNUAL REPORT
JULY 1, 2017 - June 30, 2018
RECURRING FUNDS

INCOME AND EXPENSES

Balance of Funds as of July 1, 2017		$ 1,664,011.32
Income:		
Funds Received for Period July 1, 2016 through June 30, 2017	$ 1,724,969.80	
Interest Earned for Period July 1, 2016 through June 30, 2017	$ 801.39	
TNC LAF received	$ 2,907.98	
		$ 1,728,679.17
Expenses:		
Administrative Expenses	$ 136.95	
Local Paving Project Expenditures	$ 589,812.00	
State Road Project Expenditures	$ 644,360.10	
Total Expenditures		$ 1,234,309.05
Balance of Funds as of June 30, 2018		$ 2,158,381.44

FUNDING COMMITMENTS

Local Paving Projects	$ 1,287,811.23	
State Road Projects	$ 1,154,460.96	
Total Committed Funds		$ 2,442,272.19
Total Uncommitted Funds available for New Projects		$ (283,890.75)

LOCAL PAVING PROJECTS
Pickens CTC
SYE 2018

PCTC Project No.	LOCAL ROUTE	PROJECT DESCRIPTION	WORK TYPE	RESPONSIBLE AGENCY	BUDGET	TOTAL EXPENDITURES	CURRENT FISCAL EXPENDITURES	REMAINING BUDGET
CF001	Varies, road repaving	Road Striping	MAINTENANCE	PICKENS COUNTY	$ 60,000	$ -	$ 59,793	$ 207
CF005	Varies, road repaving	Paving of roads	MAINTENANCE	CITY OF CLEMSON	$ 71,163		$ -	$ 71,163
CF088	Clayton Street	Intersection improvement, widening	UPGRADE	TOWN OF CENTRAL	$ 298,588		$ 298,588	$ -
CF111	Silver Creek Road	Culvert Replacement	MAINTENANCE	PCTC	$ 39,927	$ -	$ 25,934	$ 13,993
CF114	Varies, road repaving	County of Pickens annual repavement, 2017	MAINTENANCE	PICKENS COUNTY	$ 450,000	$ -	$ -	$ 450,000
CF116	Thomas Ln	Culvert Replacement	DESIGN	PICKENS COUNTY	$ 16,000	$ -	$ 4,500	$ 11,500
CF119	ALL, Evaluation	Pavement Evaluation and Asset Inventory	DESIGN	PICKENS COUNTY	$ 90,000	$ -	$ -	$ 90,000
CF120	Thomas Ln	Culvert Replacement	MAINTENANCE	PICKENS COUNTY	$ 350,000	$ -	$ 247,105	$ 102,895
CF121	Hagood Mill, E. Cedar Rock	Pavement Preservation	MAINTENANCE	PICKENS COUNTY	$ 561,945	$ -	$ 13,685	$ 548,260
					$ 1,877,623	$ -	$ 589,812	$ 1,287,811

STATE ROAD PROJECTS
Recurring Funding - PCTC
SYE 2018

PCTC Project No.	ROAD - ROUTE	PROJECT DESCRIPTION	WORK TYPE	RESPONSIBLE AGENCY	BUDGET	TOTAL EXPENDITURES	CURRENT FISCAL EXPENDITURES	REMAINING BUDGET
P028076	Ann Street - 178	Widening Road	Improvement	SCDOT	1,849,916.00	1,810,651.00	-	39,265.00
CF088	Clayton St	SW	Improvement	SCDOT	298,588.00		-	298,588.00
CF091	ROY F JONES RD, S-39-32	REPAVING	MAINTANENCE	PCTC	22,484.00	-	-	22,484.00
CF101	SC 8, PELZER HWY	SIDEWALK AT EASLEY HIGH SCHOOL	IMPROVEMENT	PCTC	23,046.00	18,500.00	-	4,546.00
CF104	Shady Grove Road, S-39-32	Fire Dept. Signal lights	Safety	County of Pickens	29,808.00	230.04	-	29,577.96
CF112	Clemson Signage	Signage	Safety/Signage	City of Clemson	10,000.00	-	-	10,000.00
CF113	SC183/SC153	Expansion	Improvement	SCDOT	750,000.00	-	-	750,000.00
P037242 (B)	Old Norris Rd	Paving	Maintanence	SCDOT	35,939.12	35,939.12	35,939.12	-
P037243 (B)	SC 8	Paving	Maintanence	SCDOT	608,420.98	608,420.98	608,420.98	-
TOTALS					3,628,202.10	2,473,741.14	644,360.10	1,154,460.96

PICKENS COUNTY CTC ANNUAL REPORT
JULY 1, 2017 - June 30, 2018
NON-RECURRING FUNDS (H.4230)

INCOME AND EXPENSES

Balance of Funds as of July 1, 2017			$	533,495.00
Income:				
Funds Received for Period July 1, 2017 through June 30, 2018	$	-		
Interest Earned for Period July 1, 2017 through June 30, 2018	$	36,998.90		
Total Income			$	36,998.90
Expenses:				
State Road Project Expenditures	$	-		
Total Expenditures			$	-
Balance of Funds as of June 30, 2018			$	570,493.90

FUNDING COMMITMENTS

State Road Projects	$	-		
Total Committed Funds			$	-
Total Uncommitted Funds available for New Projects			$	570,493.90

STATE ROAD PROJECTS
NON RECURRING FUNDING - PCTC
H.4230 FUNDS

PROJECT #	PROJECT DESCRIPTION	WORK TYPE	RESPONSIBLE AGENCY	BUDGET	TOTAL EXPENDITURES	CURRENT FISCAL EXPENDITURES	REMAINING BUDGET
P029140	Reclamation of Saco Lowell Rd (S-188) & Maulding Lake Rd (S-122)	Resurfacing	SCDOT	$ 1,153,656.40	$ 1,153,656.40	$ -	$ -
P029141	Reclamation of Powdersville Rd (S-28)	Resurfacing	SCDOT	$ 1,723,012.97	$ 1,723,012.97	$ -	$ -
P037242	Resurface Old Norris Rd (S-171)	Resurfacing	SCDOT	$ 1,051,468.27	$ 1,051,468.27	$ -	$ -
Totals				$ 3,928,137.64	$ 3,928,137.64	$ -	$ -

PICKENS COUNTY CTC ANNUAL REPORT
JULY 1, 2017 - June 30, 2018
NON-RECURRING FUNDS (P117)

INCOME AND EXPENSES

Balance of Funds as of July 1, 2017			$	1,131,818.63
Income:				
Funds Received for Period July 1, 2017 through June 30, 2018	$	-		
Returned Uncommitted Balance	$	3.46		
Interest Earned for Period July 1, 2017 through June 30, 2018	$	7,248.71		
Total Income			$	7,252.17
Expenses:				
Administrative Expenses	$	-		
State Road Project Expenditures	$	1,131,822.09		
Total Expenditures			$	1,131,822.09
Balance of Funds as of June 30, 2018			$	7,248.71

FUNDING COMMITMENTS

State Road Projects	$	-		
Total Committed Funds			$	-
Total Uncommitted Funds available for New Projects			$	7,248.71

STATE ROAD PROJECTS
NON RECURRING FUNDING
P117.135 FUNDS

PROJECT #	PROJECT DESCRIPTION	WORK TYPE	RESPONSIBLE AGENCY	BUDGET	TOTAL EXPENDITURES	CURRENT FISCAL EXPENDITURES	REMAINING BUDGET
P037243 (A)	Reclaim a portion of SC-8	Resurfacing	SCDOT	$ 1,131,822.09	$ 1,131,822.09	$ 1,131,822.09	$ -
Totals				$ 1,131,822.09	$ 1,131,822.09	$ 1,131,822.09	$ -

SALUDA

Chairman G. Daniel Neel

SALUDA CTC ANNUAL C FUND REPORT
JULY 1, 2017 - JUNE 30, 2018
RECURRING FUNDS

INCOME AND EXPENSES				
Balance of Funds as of July 1, 2017			**$**	**1,001,055.78**
Income:				
Funds Received for Period July 1, 2017 through June 30, 2018	$	880,279.13		
Interest Earned for Period July 1, 2017 through June 30, 2018	$	2,878.90		
Funds Received for Return of Uncommitted Balance	$	51,057.02		
Total Income			$	934,215.05
Expenses:				
Administrative Expenses	$	48.50		
Local Paving Project Expenditures	$	888,574.04		
State Road Project Expenditures	$	267,499.99		
Total Expenditures			$	1,156,122.53
Balance of Funds as of June 30, 2018			**$**	**779,148.30**
FUNDING COMMITMENTS				
Local Paving Projects	$	541,255.81		
State Road Projects	$	-		
Total Committed Funds			$	541,255.81
Total Uncommitted Funds Available for New Projects			**$**	**237,892.49**

PROJECTS FUNDED WITH RECURRING FUNDS

LOCAL PAVING PROJECTS

Project Number	PROJECT DESCRIPTION	WORK TYPE	RESPONSIBLE AGENCY	BUDGET	TOTAL EXPENDITURES	CURRENT FISCAL YEAR EXPENDITURES	REMAINING BUDGET
CACL2-18	Calcium Chloride spreading	Maintenance	County	$ 22,000.00	$ 4,359.18	$ 4,359.18	$ 17,640.82
ASP102-18	Patching/Overlay Spann Rd and Duncan Rd	Patch/Overlay	County	$ 527,214.99	$ 3,600.00	$ 3,600.00	$ 523,614.99
CR003-Rebid	Culvert replacement on various roads	Drainage	County	$ 597,500.00	$ 582,267.02	$ 455,785.96	
CACL2-17	Clacium Chloride spreading	Maintenance	County	$ 22,000.00	$ 12,399.59	$ 12,399.59	
RH0044	Rocking of various county roads	Rocking	County	$ 141,994.60	$ 139,527.51	$ 139,527.51	
ASP101-17	Patching Wyses, Fry, Val-Pro, Fannie Black	Patch/Overlay	County	$ 298,000.00	$ 272,901.80	$ 272,901.80	
	TOTALS			$ 1,608,709.59	$ 1,015,055.10	$ 888,574.04	$ 541,255.81

EXPENDITURES FOR LOCAL PAVING PROJECTS AS PERCENT OF TOTAL INCOME = $ 1.01

STATE ROAD PROJECTS

Project Number	PROJECT DESCRIPTION	WORK TYPE	RESPONSIBLE AGENCY	BUDGET	TOTAL EXPENDITURES	CURRENT FISCAL YEAR EXPENDITURES	REMAINING BUDGET
P030136 (B)	S-107, S-25, S-29, & S-107	Resurface	SCDOT	$ 7,413.90	$ 7,413.90	$ -	$ -
P032467 (B)	S-42 Bonham Rd & S-44 Hollywood Rd	Resurface	SCDOT	$ 359,251.99	$ 359,251.99	$ 124,499.99	$ -
P037612	S-26 Double Bridges Rd	Resurface	SCDOT	$ 143,000.00	$ 143,000.00	$ 143,000.00	$ -
	TOTALS			$ 509,665.89	$ 509,665.89	$ 267,499.99	$ -

EXPENDITURES FOR STATE ROAD PROJECTS AS PERCENT OF TOTAL INCOME = 30.88%

SALDUA CTC ANNUAL C FUND REPORT
JULY 1, 2017 - JUNE 30, 2018
SFY 15-16 NON-RECURRING FUNDS (H.4230)

INCOME AND EXPENSES			
Balance of Funds as of July 1, 2017		$	**(7,413.90)**
Income:			
Funds Received for Period July 1, 2017 through June 30, 2018	$ -		
Interest Earned for Period July 1, 2017 through June 30, 2018	$ -		
Funds Received for Return of Uncommitted Balance	$ -		
Total Income		$	-
Expenses:			
State Road Project Expenditures	$ -		
Total Expenditures		$	-
Balance of Funds as of June 30, 2018		$	**(7,413.90)**
FUNDING COMMITMENTS			
State Road Projects	$ -		
Total Commitments		$	-
Total Uncommitted Funds Available for New Projects		$	**(7,413.90)**

PROJECTS FUNDED WITH NON-RECURRINGS FUNDS (H.4230)

STATE ROAD PROJECTS

Project Number	PROJECT DESCRIPTION	WORK TYPE	RESPONSIBLE AGENCY	BUDGET	TOTAL EXPENDITURES	CURRENT FISCAL YEAR EXPENDITURES	REMAINING BUDGET
P030136 (A)	S-107, S-29, S-25 & S-107	Resurface	SCDOT	$ 2,444,518.98	$ 2,444,518.98	-	$ -
	TOTALS			$ 2,444,518.98	$ 2,444,518.98	-	$ -

SALUDA CTC ANNUAL C FUND REPORT
JULY 1, 2017 - JUNE 30, 2018
SFY 16-17 NON-RECURRING FUNDS (P117.135)

INCOME AND EXPENSES				
Balance of Funds as of July 1, 2017			**$**	**925.40**
Income:				
Funds Received for Period July 1, 2017 through June 30, 2018	$	-		
Interest Earned for Period July 1, 2017 through June 30, 2018	$	-		
Funds Received for Return of Uncommitted Balance	$	-		
Total Income			$	-
Expenses:				
State Road Project Expenditures	$	925.40		
Total Expenditures			$	925.40
Balance of Funds as of June 30, 2018			**$**	**-**
FUNDING COMMITMENTS				
State Road Projects	$	-		
Total Commitments			$	-
Total Uncommitted Funds Available for New Projects			**$**	**-**

PROJECTS FUNDED WITH NON-RECURRINGS FUNDS (P117.135)

STATE ROAD PROJECTS

Project Number	PROJECT DESCRIPTION	WORK TYPE	RESPONSIBLE AGENCY	BUDGET	TOTAL EXPENDITURES	CURRENT FISCAL YEAR EXPENDITURES	REMAINING BUDGET
P030136 (C.)	S-107, S-29, S-25, & S-107	Resurface	SCDOT	$ 125,746.48	$ 125,746.48		
P032467 (A)	S-42 Bonham Rd & S-44 Hollywood Rd	Resurface	SCDOT	$ 450,173.40	$ 450,173.40	$ 925.40	$ -
TOTALS				$ 575,919.88	$ 575,919.88	$ 925.40	$ -

CTC Chairman: G. Barnwell Neal
(Signature)

Date: 8/16/18

PLEASE DISPLAY EACH PROJECT AS IT WAS AWARDED. (EXP. IF SMITH BROTHERS WAS AWARDED A CONTRACT FOR THE RESURFACING OF 15 DIFFERENT ROADS, THE PROJECT WOULD BE LISTED ONE TIME, NOT FOR EACH INDIVIDUAL ROAD)

ROADS FOR PIPE PLACEMENT

1-HARMON RD.
2-OLD SALUDA RD.
3-GIBSON RD.
4-CHEYENNE DR.
5-AULL RD.
6-SHEALEY RD.
7-SEWARD RD.
8-POPLAR SPRINGS RD.
9-PLANTION LN.
10-GOLD MINE RD.
11-SAMUEL PADGETT RD.
12-OLD CHARLESTON RD.
13-OAKDALE DR.
14-EDISON RD.
15-JDM RD.
16-BRYAN RD.
17-ALLEGRO RD.
18-KINDRED DR.

RH004-2017 County Road Rocking List

1. Old Charleston Rd.
2. Burton Rd.
3. Topaz Rd.
4. Old Aiken Rd.
5. Jeremiah Rd.
6. Delmar Rd.
7. Aull Rd.
8. Merrywood Rd.
9. Medical Park Rd. #1
10. Medical Park Rd. #2
11. Legend Dr.
12. Hollywood Rd. - All

SPARTANBURG

Chairman Tom Avenue

SPARTANBURG COUNTY CTC ANNUAL C FUND REPORT

JULY 1, 2017 - JUNE 30, 2018

RECURRING FUNDS

INCOME AND EXPENSES

Balance of Funds as of July 1, 2017		$ 5,973,072
Income:		
Recurring Funds Received for Period July 1, 2017 through June 30, 2018	3,359,317	
Donor Bonus Funds Received for the Period of July 1, 2017 - June 30, 2018	1,558,050	
Interest Earned for Period July 1, 2017 through June 30, 2018	51,073	
Funds Received for Return of Uncommitted Balance	- 181,731	
Total Income		5,150,171
Expenses:		
Administrative Expenses	1,563	
Local Paving Project Expenditures	1,826,658	
State Road Project Expenditures	1,320,392	
Total Expenditures		3,148,614
Balance of Funds as of June 30, 2018		$ 7,974,629

FUNDING COMMITMENTS

Local Paving Projects	4,075,961	
State Road Projects	1,193,755	
Total Committed Funds		5,269,716
Total Uncommitted Funds Available for New Projects		$ 2,704,913

Uncommitted Funds as Percent of Total Income = 52.5%

LOCAL ROAD PROJECTS

	PROJECT DESCRIPTION	WORK TYPE	RESPONSIBLE AGENCY	BUDGET	TOTAL EXPENDITURES	CURRENT FISCAL YEAR EXPENDITURES	REMAINING BUDGET
15006	PHASE 1 OF 4TH STREET WIDENING	Resurfacing	Spartanburg County	$ 2,200,000.00	$ 246,400.06	$ 115,984.05	$ 1,953,599.94
17002	INSTALL TRAFFIC SIGNAL & LIBERTY ST. /E ST. JOHN ST	Signal installation	Spartanburg County	150,000.00	150,000.00	150,000.00	-
17008	ROEBUCK FD CONCRETE REPAIR	Concrete repair	Spartanburg County	6,600.00	-	-	6,600.00
17009	HWY 14 DRAINAGE PROJECT	Drainage repair	Spartanburg County	25,000.00	1,950.00	1,950.00	23,050.00
17011	FY17 ANNUAL RESURFACING - SPARTANBURG COUNTY	Resurfacing	Spartanburg County	1,792,584.96	1,792,584.96	746,091.28	-
17013	FY17 ANNUAL RESURFACING - CITY OF SPARTANBURG	Resurfacing	Spartanburg County	350,000.00	350,000.00	350,000.00	-
18002L	FLATWOOD ROAD REP TALLON SET-A-SIDE	Resurfacing	Spartanburg County	40,000.00	-	-	40,000.00
18003L	FLATWOOD ROAD REP FORRESTER SET-A-SIDE	Resurfacing	Spartanburg County	60,549.00	-	-	60,549.00
18004L	FLATWOOD ROAD REP COLE SET-A-SIDE	Resurfacing	Spartanburg County	50,000.00	-	-	50,000.00
18005L	FLATWOOD ROAD REP LONG SET-A-SIDE	Resurfacing	Spartanburg County	50,000.00	-	-	50,000.00
18011L	VICTOR HILL ROAD WIDENING	Resurfacing	Spartanburg County	59,196.00	51,192.38	51,192.38	8,003.62
18013L	LAKE LYMAN HEIGHTS RD WIDENING	Resurfacing	Spartanburg County	12,726.00	-	-	12,726.00
18014L	LAKE LYMAN HEIGHTS RD WIDENING	Resurfacing	Spartanburg County	13,628.00	-	-	13,628.00
18015L	LAKE LYMAN HEIGHTS RD WIDENING	Resurfacing	Spartanburg County	60,750.00	-	-	60,750.00
18016L	LAKE LYMAN HEIGHTS RD WIDENING	Resurfacing	Spartanburg County	64,395.00	-	-	64,395.00
18017L	LAKE LYMAN HEIGHTS RD WIDENING	Resurfacing	Spartanburg County	30,000.00	-	-	30,000.00
18019L	FY18 SPARTANBURG COUNTY ANNUAL PAVING	Resurfacing	Spartanburg County	1,527,300.00	275,517.11	275,517.11	1,251,782.89
18020L	CITY OF GREER 50/50 PAVING MATCH	Resurfacing	Spartanburg County	68,700.00	53,620.15	53,620.15	15,079.85
18021L	CITY OF LANDRUM 50/50 PAVING MATCH	Resurfacing	Spartanburg County	87,500.00	63,750.33	63,750.33	23,749.67
18022L	TOWN OF LYMAN 50/50 PAVING MATCH	Resurfacing	Spartanburg County	16,200.00	-	-	16,200.00
18023L	TOWN OF REIDVILLE 50/50 PAVING MATCH	Resurfacing	Spartanburg County	64,400.00	18,553.05	18,553.05	45,846.95
18024L	CITY OF SPARTANBURG RESURFACING	Resurfacing	Spartanburg County	350,000.00	-	-	350,000.00
			TOTALS:	$ 7,079,528.96	$ 3,003,568.04	$ 1,826,658.35	$ 4,075,960.92

EXPENDITURES FOR LOCAL PROJECTS AS PERCENT OF RECURRING FUNDS RECEIVED = 54.38%

STATE ROAD PROJECTS

	PROJECT DESCRIPTION	WORK TYPE	RESPONSIBLE AGENCY	BUDGET	EXPENDITURES	CURRENT FISCAL YEAR EXPENDITURES	REMAINING BUDGET
7022	SIDEWALK INSTALLATION IN PACOLET	Sidewalk Installation on SC-150	Spartanburg County	$ 67,965.00	$ 41,150.00	$ 750.00	$ 26,815.00
12008	CANNONS CAMPGROUD RD TURNING LANES	Construct turning lanes SC-42-31	Spartanburg County	159,383.59	46,433.59	6,600.00	112,950.00
12018	PACOLET RIVER GATEWAY ROUNDABOUT	Construct roundabout SC-150	Spartanburg County	50,360.00	365.00	365.00	49,995.00
13010	CONNECT PACOLET GATE RIVER WALK WITH ROAD	Connect Pacolet River Walk with road construction SC-150	Spartanburg County	287,000.00	96,815.34	-	190,184.66
16002	STATE SECONDARY ADMINISTRATIVE EXPENSES	Salary & Benefits	Spartanburg County	-	-	150,896.69	-
16006	INSTALL SIGNAL & CROSSWALK @ DRAYTON LOFTS	Signal installation & crosswalk S-42-44	Spartanburg County	49,735.00	11,925.00	525.00	37,810.00
17003	SHORTAGE FOR DRAYTON TRAILS 16006	Signal installation & crosswalk S-42-44	Spartanburg County	70,000.00	41,000.00	41,000.00	29,000.00
17004	STATE SECONDARY ADMINISTRATIVE EXPENSES	Salary & Benefits	Spartanburg County	-	-	36,798.94	-
17005	MEDIAN PAVING	Median paving US-29	Spartanburg County	120,189.00	-	-	120,189.00
17006	PACOLET RIVER PASSAGE GATEWAY PROJECT	Connect Pacolet River Walk with road construction SC-150	Spartanburg County	61,601.00	-	-	61,601.00
17007	ROEBUCK FD WARNING SIGNS/FLASHERS	Warning signs/flashers installation SC-215	Spartanburg County	9,450.00	9,450.00	9,450.00	-
17014	FY17 ANNUAL RESURFACING - SCDOT	Resurfacing S-42-644	SCDOT	874,849.60	632,914.60	-	241,935.00
17015	COMPTON BRIDGE ROAD	Resurfacing S-42-37	Spartanburg County	290,000.00	5,315.00	5,315.00	284,685.00
18006S	SOUTHPORT ROAD REP FORRESTER SET-A-SIDE	Concrete apron repair SC-295	Spartanburg County	6,000.00	-	-	6,000.00
18007S	SOUTHPORT ROAD REP TALLON SET-A-SIDE	Concrete apron repair SC-295	Spartanburg County	7,800.00	-	-	7,800.00
18008S	SHORTFALL FOR DEPTH PATCHING	Depth patching SC-42-567, S-42-50	Spartanburg County	111,714.83	110,469.76	110,469.76	1,245.07
18009S	DEDICATED SIGNAGE TONY J. LISTER	Dedicated signage Tony J. Lister I-585	SCDOT	500.00	500.00	500.00	-
18010S	PACOLET RIVER GATEWAY PROJECT	Connect Pacolet River Walk with road construction SC-150	Spartanburg County	17,832.00	-	-	17,832.00
18012S	BOMAR AVENUE SIDEWALKS	Sidewalk Installation S-794	Spartanburg County	5,135.00	-	-	5,135.00
18018S	FY18 SCDOT ANNUAL PAVING	Resurfacing	SCDOT	957,800.00	957,721.62	957,721.62	78.38
18023S	DEDICATED SIGNAGE - CHUCK WRIGHT HWY	Dedicated signage Charles L. "Chuck" Wright Hwy US-29	SCDOT	500.00	-	-	500.00
			TOTALS:	$ 3,147,815.02	$ 1,954,059.91	$ 1,320,392.01	$ 1,193,755.11

EXPENDITURES FOR STATE PROJECTS AS PERCENT OF RECURRING FUNDS RECEIVED = 39.3%

SPARTANBURG COUNTY CTC ANNUAL C FUND REPORT
JULY 1, 2017 - JUNE 30, 2018
SFY 15-16 NON-RECURRING FUNDS (H.4230)

INCOME AND EXPENSES

Balance of Funds as of July 1, 2017		$ 1,523,928
Income:		
Funds Received for Period July 1, 2017 through June 30, 2018	-	
Interest Earned for Period July 1, 2017 through June 30, 2018	-	
Funds Received for Return of Uncommitted Balance	-	
Total Income		-
Expenses:		
State Road Project Expenditures	1,356,107	
Total Expenditures		1,356,107
Balance of Funds as of June 30, 2018		$ 167,821

FUNDING COMMITMENTS

State Road Projects	167,820	
Total Committed Funds		167,820
Total Uncommitted Funds Available for New Projects		$ (0)

Uncommitted Funds as Percent of Total Income = **0.0%**

STATE ROAD PROJECTS

	ROAD - ROUTE	PROJECT DESCRIPTION	WORK TYPE	RESPONSIBLE AGENCY	BUDGET	EXPENDITURES	CURRENT FISCAL YEAR EXPENDITURES	REMAINING BUDGET
16002	Various	State Secondary Rd Non-Recurring Funds	Resurfacing	Spartanburg County	$ 9,925,198.46	$ 9,757,378.73	$ 1,356,107.35	$ 167,819.73
17004	Various	State Secondary Rd Non-Recurring Funds	Resurfacing	Spartanburg County	132,990.00	132,990.00	-	-
				TOTALS:	$ 10,058,188.46	$ 9,890,368.73	$ 1,356,107.35	$ 167,819.73

EXPENDITURES FOR STATE PROJECTS AS PERCENT OF TOTAL INCOME = 100.0%

CTC Chairman: _____
(Signature)

Date: 10/31/18

SPARTANBURG COUNTY CTC ANNUAL C FUND REPORT
JULY 1, 2017 - JUNE 30, 2018
SFY 16-17 NON-RECURRING FUNDS (P117.135)

INCOME AND EXPENSES

Balance of Funds as of July 1, 2017		$ 1,220,299
Income:		
Funds Received for Period July 1, 2017 through June 30, 2018	-	
Interest Earned for Period July 1, 2017 through June 30, 2018	-	
Funds Received for Return of Uncommitted Balance	-	
Total Income		-
Expenses:		
State Road Project Expenditures	1,136,445	
Total Expenditures		1,136,445
Balance of Funds as of June 30, 2018		$ 83,854

FUNDING COMMITMENTS

State Road Projects	83,853	
Total Committed Funds		83,853
Total Uncommitted Funds Available for New Projects		$ 0

Uncommitted Funds as Percent of Total Income = 0.0%

STATE ROAD PROJECTS

	ROAD - ROUTE	PROJECT DESCRIPTION	WORK TYPE	RESPONSIBLE AGENCY	BUDGET	EXPENDITURES	CURRENT FISCAL YEAR EXPENDITURES	REMAINING BUDGET
17004	Various	State Secondary Rd Non-Recurring Funds	Resurfacing	Spartanburg County	$ 2,225,000.00	$ 2,141,147.38	$ 1,136,445.11	$ 83,852.62
				TOTALS:	$ 2,225,000.00	$ 2,141,147.38	$ 1,136,445.11	$ 83,852.62

EXPENDITURES FOR STATE PROJECTS AS PERCENT OF TOTAL INCOME = 100.0%

CTC Chairman: _____
(Signature)

Date: 10/31/18

Spartanburg CTC – Road Improved

C Funds 2017

Arena Park Dr
Sorrento Dr
Corolla Ct
Corona Dr
Vista Dr
Country Estates Rd
Nazareth Church Rd
Harrell Dr
Bible Church Rd

C Funds Municipal 2017

Lemon Creek Rd
Yamasee Ct
Kirby St
Elmer St
Greenleaf Dr
Woodlawn Dr

C Funds 2018

Carolina Dr
Carolina Dr Ext
Heritage Creek Dr
Bradberry Way
Milestone Run
Landstone Terrace
Cromwell Dr
Dellwood Dr
Brimstone Ln
Edgemont Ave
South Ave
Sun Valley Dr
Bible Church Rd

Municipal 2018

King St
Old Woodruff Rd
Gilbert St
!st Street
Stokes St
Brookwood Dr (E)
Poplar Ave (S)
Hotel Hill Dr
Owl's Roost Cr
River Ridge Dr

Street Resurfacing 2018 – 2019

Fisher Ave
Gowan St
Henson St
Cart Dr
Hickman Ct
Logan St
Maxwell Rd
Wendover Way
Fulton Ave
Daniel Morgan Ave
Ardmore Rd
Palisade St
Camelot Ct
Heather Dr
Scenic Dr
S Fair View Wave Ext
Heritage Lake Forest Dr

SUMTER

Chairman Curtis M. Spencer

Sumter County ANNUAL C FUND REPORT
JULY 1, 2017- JUNE 30, 2018

INCOME AND EXPENSES

Balance of Funds as of July 1, 2017		2,851,956.98
Income:		
Funds Received for Period July 1, 2017 through June 30, 2018	1,747,728.73	
Interest Earned for Period July 1, 2017 through June 30, 2018	13,437.09	
Funds Received for Return of Uncommited Balance	357,000.00	
Total Income		2,118,165.82
Expenses:		
Administrative Expenses	484.96	
Local Paving Project Expenditures	655,242.50	
State Road Project Expenditures	631,342.72	
State Road Match Expenditures	0.00	
Total Expenditures		1,287,070.18
Balance of Funds as of June 30, 2018		3,683,052.62

FUNDING COMMITMENTS

Local Paving Projects	1,531,421.50	
State Road Projects	0.00	
State Road Match Projects		
Total Committed Funds		1,531,421.50
Total Uncommitted Funds Available for New Projects		2,151,631.12

Sumter CTC
17-18 CTC Funds

LOCAL ROAD PROJECTS

LOCAL ROUTE	PROJECT DESCRIPTION	WORK TYPE	RESPONSIBLE AGENCY	BUDGET	TOTAL EXPENDITURES	CURRENT EXPENDITURES	REMAINING BUDGET
Silo2017	Silo Acres S/D & Praylou - Engineering	Engineering	Sumter County	$ 152,995.00	$ 126,842.50	$ 126,842.50	$ 26,152.50
Silo2017	Silo Acres S/D & Praylou - Paving	Paving	Sumter County	$ 1,505,269.00	$ -	$ -	$ 1,505,269.00
Pearce2016	Pearce Subdivision -Engineering	Engineering	Sumter County	$ 1,200.00	$ 1,200.00	$ 1,200.00	$ -
Pearce2016	Pearce Subdivision	Paving	Sumter County	$ 1,038,200.00	$ 1,038,200.00	$ 527,200.00	$ -
							$ -
				$2,697,664.00	$1,166,242.50	$655,242.50	$1,531,421.50
	EXPENDITURES FOR LOCAL PARVING PROJECTS AS PERCENT OF TOTAL INCOME=		30.93%				

STATE ROAD PROJECTS

ROAD ROUTE	PROJECT DESCRIPTION	WORK TYPE	RESPONSIBLE AGENCY	BUDGET	TOTAL EXPENDITURES	CURRENT EXPENDITURES	REMAINING BUDGET
PO37787	PO37787 - S-868, S-953, S-969, S-1070, S-1086,S-1238, S-1239, S-1917, S-1926, S-1928, S-1929, S-1931, S-1932	Resurfacing	SCDOT	$ 630,842.72	$ 630,842.72	$ 630,842.72	$ -
PO37589	PO37589 - Dedication Sign - Portion of S-118 "James T. McCain Memorial Street	Dedication Sign	SCDOT	$ 500.00	$ 500.00	$ 500.00	$ -
				$631,342.72	$631,342.72	$631,342.72	$0.00
				$ 3,329,006.72	$ 1,797,585.22	$ 1,286,585.22	$ 1,531,421.50
	EXPENDITURES FOR STATE PAVING PROJECTS AS PERCENT OF TOTAL INCOME=		29.81%				

CTC Chairman: Eddy M. Lee

CTC Date: 10-8-18

H 4230 Funds - Sumter County

Balance of Funds as of July 1, 2017			$1,679,232.34
Income: H.4230 Non-recurring Funds Received:			
Funds Received for Period July 1, 2017 through June 30, 2018		$0.00	
Interest Received for Period July 1, 2017 through June 30, 2018		$0.00	
Total Income			$0.00
Expenses:			
State Road Project Expenditures	$1,518,183.82		
Total Expenditures			$1,518,183.82
Balance of H.4230 Non-recurring Funds as of June 30, 2018			$161,048.52
Commitments of Cash Balance for H.4230 Non-Recurring Funds:			
State Road Projects		0.00	
Total Funds Committed			$0.00
Total Uncommitted Balance - H.4230 Non-Recurring Funds			$161,048.52

Sumter CTC
FY18 H4230 Funds

STATE ROAD PROJECTS

ROAD ROUTE	PROJECT DESCRIPTION	WORK TYPE	RESPONSIBLE AGENCY	BUDGET	TOTAL EXPENDITURES	CURRENT EXPENDITURES	REMAINING BUDGET
P032468	P032468 S-990 Avenue A, S-992 Fourth Street, S-993 Avenue B, S-994 Third Street, S-1415 Avenue C.S-417 Congruity, Industrial Boulevard and S-35 Brewington	Resurfacing	SCDOT	$1,388,414.38	$991,162.06	$397,252.32	$0.00
City2016	Resurface State Streets by City of Sumter:Wactor, Edgewater, Vivian, Ellen Drive, Mattison, Providence/Kilgo, President/Middle, Willis, Peace, Milton, Anne Park, N&S Sumter, Washington	Resurfacing	City of Sumter	$1,220,773.72	$1,220,773.72	$693,139.76	$0.00
PO37787	PO37787 - S-868, S-953, S-969, S-1070, S-1086,S-1238, S-1239, S-1917, S-1926, S-1928, S-1929, S-1931, S-1932	Resurfacing	SCDOT	$427,791.74	$427,791.74	$427,791.74	$0.00
				$2,609,188.10	$2,639,727.52	$1,518,183.82	$0.00

EXPENDITURES FOR STATE PAVING PROJECTS AS PERCENT OF TOTAL INCOME=

CTC Chairman: [illegible]

CTC Date: 10-8-18

P117.135 Funds - Sumter County

Balance of Funds as of July 1, 2017		$241,961.81
Income: P117.135 Non-recurring Funds Received:		
Funds Received for Period July 1, 2017 through June 30, 2018	$0.00	
Interest Received for Period July 1, 2017 through June 30, 2018	$0.00	
Total Income		$0.00
Expenses:		
State Road Project Expenditures	$244,745.71	
Total Expenditures		$244,745.71
Balance of P117.135 Non-recurring Funds as of June 30, 2018		-$2,783.90

Commitments of Cash Balance for P117.135 Non-Recurring Funds:

State Road Projects	0.00	
Total Funds Committed		0.00
Total Uncommitted Balance - P117.135Non-Recurring Funds		-2783.90

Sumter CTC
FY17 H4230 Funds

STATE ROAD PROJECTS

ROAD ROUTE	PROJECT DESCRIPTION	WORK TYPE	RESPONSIBLE AGENCY	BUDGET	TOTAL EXPENDITURES	CURRENT EXPENDITURES	REMAINING BUDGET
P032468	P032468 RESURFACE ALL OR A PORTION OF SC-120, S-990, S-992, S-993, S-994, S-1415, S-417,S-413 & S35	Resurfacing	SCDOT	$1,169,020.33	$1,169,020.33	$241,965.37	$0.00
P037787	P037787 - S-868, S-953, S-969, S-1070, S-1086,S-1238, S-1239, S-1917, S-1926, S-1928, S-1929, S-1931, S-1932	Resurfacing	SCDOT	$2,780.34	$2,780.34	$2,780.34	$0.00
				$1,171,800.67	$1,171,800.67	$244,745.71	$0.00

EXPENDITURES FOR STATE PAVING PROJECTS AS PERCENT OF TOTAL INCOME=

CTC Chairman: [signature]

CTC Date: 10-8-16

YORK

Chairman Dr. Britt Blackwell

York County Annual C Fund Report

July 1, 2017 - June 30, 2018

Report Date is September 30, 2018

RECURRING FUNDS

INCOME AND EXPENSES

Balance of Funds as of July 1, 2017			$ 11,174,420.03
Income:			
Funds Received for Period July 1,2017 through June 30, 2018	$	6,406,301.42	
Interest Earned for Period July 1, 2017 through June 30, 2018	$	159,052.21	
Uncommitted Balance Returned	$	-	
Total Income			$ 6,565,353.63
Expenses:			
Administrative Expenses	$	50.49	
Local Road Project Expenditures	$	1,453,170.92	
State Road Project Expenditures	$	3,782,983.32	
State Road Match Expenditures	$	-	
Total Expenditures			$5,236,204.73
Balance of Funds as of June 30, 2018			$ 12,503,568.93

FUNDING COMMITMENTS

Local Paving Projects	$	4,717,767.90	
State Road Projects	$	1,314,885.64	
State Road Match Projects		$0.00	
Total Committed Funds			$ 6,032,653.54
Total Uncommitted Funds Available for New Projects			$ 6,470,915.39

PROJECTS FUNDED WITH RECURRING FUNDS - NORMAL APPORTIONMENT

Local Paving Projects in York County, SC

Local Route		Approval Year	Project Description	Work Type	Responsible Agency	Budget	Total Expenditures	Current Fiscal Year Expenditures	Remaining Budget 6/30/17
Seaside Drive	1	2009-2010	CF 09-10 EN	Paving	York County (EN)	$ 14,404.00	$ -	$ -	$ 14,404.00
Pendleton Street, Arlington Avenue, Glenn Street, Hagin Street, Fieldcrest Circle, Summers Glen, Aldersgate Road, Hill Top Road, Catawba St	2	2012-2013	CF 12-13 RH Resurfacing	Resurfacing	City of Rock Hill (RH)	$ 208,001.08	$ -	$ -	$ 208,001.08
AO Jones, Starlight, Regent Parkway, Blowing Rock Cove, Crown Ridge, Glenview Lane, Doe Ridge Lane	4	2013-2014	CF 13-14 EN Resurfacing	Resurfacing	York County (EN)	$ 21,120.60	$ -	$ -	$ 21,120.60
Cypress Road, Beaver Creek Trail, Purgatory Ridge, Brookview Road	5	2013-2014	CF 13-14 EN Gravel Road Paving	Paving	York County (EN)	$ 354,789.05	$ -	$ -	$ 354,789.05
Pelham Wood Drive, Chelveston Drive, Brentfield Drive, Breckenwood Drive, Brookpines Court, Arbor View Drive	6	2013-2014	CF 13-14 RH Resurfacing	Resurfacing	City of Rock Hill (RH)	$ 90,097.62	$ -	$ -	$ 90,097.62
Rinaldo Road, Sheffield Drive, Fleetwood Road, Erby Road, Cinda Street	7	2014-2015	CF 14-15 EN Gravel Road Paving	Paving	York County (EN)	$ 565,089.66	$ -	$ -	$ 565,089.66
East York Industrial - Genthe Court	10	2014-2015	CF 14-15 ED	Road Impro	York County (EN)	$ 50,000.00	$ -	$ -	$ 50,000.00
Looking Glass Lane, Chatham Avenue, Mallard Head Drive, Cape Cod Way, Nantucket Way, Sheheen Street	11	2014-2015	CF 14-15 RH Resurfacing	Resurfacing	City of Rock Hill (RH)	$ 112,514.38	$ -	$ -	$ 112,514.38
JB Corner BallField Parking Lot	15	2015-2016	CF 15-16 EN	Parking Lot	York County (EN)	$ 59,750.00	$ 2,500.00	$ 2,500.00	$ 57,250.00
Autumn Cove Traffic Improvements	16	2015-2016	CF 15-16 EN	Signage & M	York County (PW)	$ -	$ -	$ -	$ -
Taylor Street Paving	17	2015-2016	CF 15-16 EN	Paving	York County (EN)	$ 45,000.00	$ -	$ -	$ 45,000.00
East York Industrial - Electric Avenue	18	2015-2016	CF 15-16 ED	Road Impro	York County (EN)	$ 338,000.00	$ -	$ -	$ 338,000.00
Devore Place, Stonewall Court, Gateway Blvd, Tarleton Court, Asbury Court, Milhaven Road, Hampshire Avenue, Rosewell Drive	19	2015-2016	CF 15-16 RH Resurfacing	Resurfacing	City of Rock Hill	$ 122,506.10	$ -	$ -	$ 122,506.10

Lake Vista Blvd, Caroland Dr, Horse shoe Trail, Vandora Springs Road, Knightsbridge Road, Riverfront Road, Spring Hill Court, White Ridge Drive, Kinglet Road, Belle Meade Drive, Covenant Place, Normandy Way, Creek Crossing, Hilldale Drive, Amberside Drive, Malvern Drive	20	2015-2016	CF 15-16 EN Resurfacing	Resurfacing	York County (EN)	$ 187,415.33	$ 28,257.50	$ 28,257.50	$ 159,157.83
Madison Court, Jefferson Place, Ruth Lee Court, Hemingford Grey, Hammond Road, A O Jones Blvd, Tega Cay Dr, White St, Chestnut St, Bryant Blvd, Ridgeway Ln, Walnut Ridge Rd	38	2016-2017	CF 15-17 EN Resurfacing	Resurfacing		$ 1,208,100.00	$ 421,136.62	$ 421,136.62	$ 786,963.38
Kings Ridge - Lakemont	40	2016-2017	CF 16-17 ED	Road Improvements	York County (ED)	$ 350,000.00	$ -	$ -	$ 350,000.00
Legacy Park East Business Park		2016-2017	CF 16-17 ED	Road Improvements	York County (ED)	$ 1,000,000.00	$ 264,114.00	$ 264,114.00	$ 735,886.00
Hamilton Place Dr, Cadogan Ct, Garrett Ln, White Ash Ct, Chipmeadow Ln, Laurel Glen Dr, Summerstone Dr, Boss Wylie Rd, Emma Wood Ln, Foxlair Ct, Henry St	45	2017-2018	CF 17-18 AD	Resurfacing	York County (AD)	$ 1,219,151.00	$ 737,162.80	$ 737,162.80	$ 481,988.20
Calcium Chloride	48	2017-2018	CF 17-18 AD	Calcium Chloride	York County (AD)	$ 50,000.00	$ -	$ -	$ 50,000.00
Starling Drive	49	2017-2018	CF 17-18 AD	Paving	York County (AD)	$ 175,000.00	$ -	$ -	$ 175,000.00
						$ 6,170,938.82	$ 1,453,170.92	$ 1,453,170.92	$ 4,717,767.90

State Paving Projects in York County, SC

Hubert Graham Parkway	21	2006-2007	CF 06-07 SC	Match Impr	SCDOT	$ -	$ -	$ -	$0.00
Heckle Boulevard	22	2010-2011	P029937	Sidewalk	SCDOT	$ 18,000.00	$ -	$ -	$ 18,000.00
Grier Street, Stadium Street, Hoyle Street, Taylor Street, Blake Street, Timber Lane, Fairway Circle Bynum Street, Cummings Street, Maple Street, Smith Street, Gettys Street, Lakeview Drive, Timberlake Drive, Cherokee Avenue	23	2012-2013	CF 12-13 RH Resu	Resurfacin	City of Rock Hill	$ 22,213.32	$ -	$ -	$ 22,213.32
Elm Street, Hampshire Lane, Little Mountain Road, Parkview Street, Ole Cambridge Circle, Railroad Avenue, Schuyler Avenue, Flint Street, Barnes Street, Hampton Ridge Road, Springdale Road,Woodhaven Road, Still Avenue	25	2013-2014	P028389 CF 13-14 SC Resurfacing	Resurfacing	SCDOT	$ 80,868.02	$ -	$ -	$ 80,868.02
ARVA	30	2014-2015	CF 14-15 ED	Road Impro	York County (ED)	$ 78,000.00	$ -	$ -	$ 78,000.00
Tega Cay Drive, Tega Cay Curb	33	2015-2016	CF 15-16 TC Resurfacing	Resurfacing	Ctiy of Tega Cay	$ 66,970.00	$ 66,970.00	$ 66,970.00	$ -
Eastview Road /YPA Sidewalk	34	2015-2016	CF 15-16 SC	Sidewalk	SCDOT	$ 50,000.00	$ -	$ -	$ 50,000.00
Richland Street, Heckle Blvd, Dunlap Roddey Road, Liberty Hill Road, Park Drive, McGee Street, Coltharp Road, Heckle Boulevard	35	2015-2016	CF 15-16 SC Resurfacing	Resurfacing	SCDOT	$ 7,000.00	$ -	$ -	$ 7,000.00
Schaeffler Group - Springhill Farm Road	36	2015-2016	CF 15-16 ED	Road Impro	York County (ED)	$ 354,323.00	$ -	$ -	$ 354,323.00
Gardendale Road, Faulkner Rd (partial), Clinton Ave, Palmetto St & Belwood Dr, Potato House, Quiet Acres, Barnes St, Hensley Rd, Mosstree Ct, Lakeland Dr, Confederate St	39	2016-2017	CF 16-17	Resurfacing		$ 1,271,509.00	$ 1,139,500.00	$ 1,139,500.00	$ 132,009.00
Guinn St S46-228, Mason Dickson, Hwy 97, Center St, Oakwood Dr, Irwin 1481, Irwin 1485,Sunset, Robinson, Howell 1481, Howell 1485, Femcliff 1481, Femcliff 1485, madison, Scaleybark, Church S-18 1481, Church S-18 1485, Church S-350, Marshall	46	2017-2018	CF 17-18	Resurfacing		$ 2,345,793.62	$ 2,345,793.62	$ 2,345,793.62	$ -

Pitcarin, Windjammer, Mariners, Riverlake, McHanna, Carybrook, Kenbridge, Montgomery	47	2017-2018	CF 17-18	Resurfacing		$ 803,192.00	$ 230,719.70	$ 230,719.70	$ 572,472.30
						$ 5,097,868.96	$ 3,782,983.32	$ 3,782,983.32	$ 1,314,885.64
			TOTALS			$ 11,268,807.78	$ 5,236,154.24	$ 5,236,154.24	$ 6,032,653.54
			EXPENDITURES FOR STATE ROAD PAVING PROJECTS AST						$ (339,838.89)

CTC CHAIRMAN:

DATE: 12-10-2018

York County Annual C Fund Report
July 1, 2017 - June 30, 2018
Report Date is September 30, 2018
SFY 17-18 NON-RECURRING FUNDS (H.4230)

INCOME AND EXPENSES				
Balance of Funds as of July 1, 2017			$	709,613.96
Income:				
Funds Received for Period July 1,2017 through June 30, 2018		$0.00		
Interest Earned for Period July 1, 2017 through June 30, 2018	$	-		
Total Income			$	-
Expenses:				
Administrative Expenses	$	-		
Local Road Project Expenditures	$	-		
State Road Project Expenditures	$	272,500.00		
State Road Match Expenditures	$	-		
Total Expenditures				$272,500.00
Balance of Funds as of June 30, 2018			$	437,113.96

FUNDING COMMITMENTS				
Local Paving Projects	$	-		
State Road Projects	$	-		-
State Road Match Projects	$	-		
Total Committed Funds			$	-
Total Uncommitted Funds Available for New Projects			$	437,113.96

PROJECTS FUNDED WITH NON-RECURRING FUNDS (H.4230)

State Paving Projects in York County, SC

Road-Route	Approval Year	Project Description	Work Type	Responsible Agency	Budget	Total Expenditures	Current Fiscal Year Expenditures	June 30, 2017 Remaining Budget
Hensley Rd East, Grier St	2016-2017	Resurfacing S-242, S-1163	Resurfacing	SCDOT	$272,500.00	$272,500.00	$272,500.00	$0.00
TOTALS					$ 272,500.00	$ 272,500.00	$ 272,500.00	$ -

EXPENDITURES FOR STATE ROAD PAVING PROJECTS AS P

CTC CHAIRMAN:

DATE: 10-10-2018

York County Annual C Fund Report
July 1, 2017 - June 30, 2018
Report Date is September 30, 2018
SFY 17-18 NON-RECURRING FUNDS (P117.135)

INCOME AND EXPENSES

Balance of Funds as of July 1, 2017			$ 1,656,631.45
Income:			
Funds Received for Period July 1,2017 through June 30, 2018	$ -		
Interest Earned for Period July 1, 2017 through June 30, 2018	$ 13,469.44		
SCDOT C-Fund refund	$ -		
Total Income			$ 13,469.44
Expenses:			
Administrative Expenses			
Local Road Project Expenditures		$0.00	
State Road Project Expenditures		$1,127,996.38	
State Road Match Expenditures		$0.00	
Total Expenditures			$1,127,996.38
Balance of Funds as of June 30, 2018			$ 542,104.51

FUNDING COMMITMENTS

Local Paving Projects	$0.00	
State Road Projects	$0.00	
State Road Match Projects	$0.00	
Total Committed Funds		$ -
Total Uncommitted Funds Available for New Projects		$ 542,104.51

PROJECTS FUNDED WITH NON-RECURRING FUNDS (P117.135)

State Paving Projects in York County, SC

Road-Route	Approval Year	Project Descripti	Work Type	Responsible Agency	Budget	Expenditures	Current Fiscal Year Expenditures	June 30, 2017 Remaining Budget
P036936 Smith St	2016-2017	Resurfacing S-269	Resurfacing	SCDOT	$ 105,000.00	$105,000.00	$105,000.00	$0.00
P0337231 Main St	2016-2017	Resurfacing Hwy 97	Resurfacing	SCDOT	$68,040.00	$68,040.00	$68,040.00	$0.00
P036936 Main St, Hillside Ln, S. York Ave, Hensley Rd East, Woodcutter Rd, Neal St	2016-2017	Resurfacing Hwy 97, S-501, S-405, S-242, S-1523, S-124	Resurfacing	SCDOT	$ 806,000.00	$806,000.00	$806,000.00	$0.00
P37230 College St, Irwin St, Howell Rd, Ferncliff, Church S-18	2017-2018	Resurfacing S-1261, S-1302, S-905, S-1019,S-18	Resurfacing	SCDOT	$ 148,956.38	$ 148,956.38	$ 148,956.38	$0.00
TOTALS					$ 1,127,996.38	$1,127,996.38	$1,127,996.38	$ -

EXPENDITURES FOR STATE ROAD PAVING PROJECTS A

CTC CHAIRMAN:

DATE: 12-10-2018

ABBEVILLE

Chairman Bryan McClain

ABBEVILLE COUNTY - CTC ANNUAL C FUND REPORT
JULY 1, 2017 - JUNE 30, 2018
RECURRING FUNDS

Balance of Funds as of July 1, 2017			**$**	**1,682,952.11**
Income:				
Funds Received for Period July 1, 2017 through June 30, 2018	$	921,252.99		
Interest Earned for Period July 1, 2017 through June 30, 2018	$	27,449.60		
Total Income			$	948,702.59
Expenses:				
3% Administrative Fees - FY 17	$	(28,524.13)		
Local Paving Project Expenditures	$	(662,778.09)		
State Road Project Expenditures	$	(395,487.42)		
Total Expenditures			$	(1,086,789.64)
Balance of Funds as of June 30, 2018			**$**	**1,544,865.06**
Funding Commitments:				
Local Paving Projects	$	276,707.89		
State Road Projects	$	309,505.08		
Total Committed Funds			$	586,212.97
Total Uncommitted Funds Available for New Projects			**$**	**958,652.09**

 PROJECTS FUNDED WITH RECURRING FUNDS

LOCAL PAVING PROJECTS

Project ID#	PROJECT DESCRIPTION	WORK TYPE	RESPONSIBLE AGENCY	BUDGET	TOTAL EXPENDITURES	CURRENT FISCAL YEAR EXPENDITURES	REMAINING BUDGET	PROJECT STATUS
P029239	Pave the entrance to the county maintenance shop & fuel station	Paving	County	$ 13,559.00	$ 13,559.00	$ -	$ -	Closed
P029851	Pave Pine Ln.	Paving	County	$ 183,906.27	$ 183,906.27	$ 134,195.00	$ -	Closed
P029852	Road improvements to Austin Rd, Westwood Rd, Hanover Rd, Hanover Ct. Rivers Way, Timberland Tr, Flatwood Farm Cr, LB Chadwick Rd, Teakwood Dr, McCall Rd, Bratcher Rd & golden Acres Dr	Road Improvements	County	$ 259,552.22	$ 259,552.22	$ 256,052.22	$ -	Closed
P030431	Materials for road maintenance	Materials	County	$ 149,879.48	$ 149,879.48	$ 58,790.98	$ 0.00	Closed
P030432	Pave Malone Rd.	Paving	County	$ 7,500.00	$ 7,500.00	$ -	$ -	Closed
P031890	Install 5 Solar powered Street Linghts on Blue Hole Rd pursuant to SFY 16-17 proviso 84.15	Improvement - lights	Town of Calhoun Falls	$ 21,200.00	$ 21,200.00	$ -	$ -	Closed
P033621	Purchase road maintenance materials	Materials	County	$ 140,447.78	$ 123,065.22	$ 123,065.22	$ 17,382.56	
P034689	Blue Falls Trail Project - constructing bicycle trails on abandoned railroad paralleling SC-81	Improvements	Town of Calhoun Falls	$ 180,000.00	$ 68,473.95	$ 68,473.95	$ 111,526.05	
P037407	Maintenance & Improvements to Blue Hole Rd	Improvements	Town of Calhoun Falls	$ 20,000.00	$ -	$ -	$ 20,000.00	
P037408	Purchase road maintenance materials	Materials	County	$ 150,000.00	$ 22,200.72	$ 22,200.72	$ 127,799.28	
	TOTALS			$ 1,126,044.75	$ 849,336.86	$ 662,778.09	$ 276,707.89	

EXPENDITURES FOR LOCAL PAVING PROJECTS AS PERCENT OF TOTAL INCOME: 71.35%

STATE ROAD PROJECTS

Project ID#	PROJECT DESCRIPTION	WORK TYPE	RESPONSIBLE AGENCY	BUDGET	EXPENDITURES	CURRENT FISCAL YEAR EXPENDITURES	REMAINING BUDGET	PROJECT STATUS
P027056	Full depth patch & chip seal S-354, S-355, S-564, S-63, S-479, S-526 & S-527	Resurface	SCDOT	$ 437,298.43	$ 437,298.43	$ -	$ -	Closed
P030165	Resurface S-570, S-571 & S-572	Resurface	SCDOT	$ 180,702.57	$ 180,702.57	$ 176,107.20	$ -	
P032432	Resurface S-420 & S-421	Resurface	SCDOT	$ 239,270.47	$ 219,380.22	$ 219,380.22	$ 19,890.25	
P032433 (C)	Resurface Keowee Rd (S-24) for 3.9 miles	Resurface	SCDOT	$ 289,614.83	$ -	$ -	$ 289,614.83	
	TOTALS			$ 1,146,886.30	$ 837,381.22	$ 395,487.42	$ 309,505.08	

25% OF COUNTY'S APPORTIONMENT OF 'C' FUNDS, BASED ON BIENNIAL AVERAGE: 25.80%

ABBEVILLE COUNTY - CTC ANNUAL C FUND REPORT
JULY 1, 2017 - JUNE 30, 2017
SFY 2015 - 2016 NON-RECURRING FUNDS (H.4230)

Balance of Funds as of July 1, 2017			**$**	**2,499,880.46**
Income:				
Funds Received for Period July 1, 2017 through June 30, 2018	$	-		
Interest Earned for Period July 1, 2017 through June 30, 2018	$	33,915.29		
Total Income			$	33,915.29
Expenses:				
State Road Project Expenditures	$	(2,009,012.80)		
Total Expenditures			$	(2,009,012.80)
Balance of Funds as of June 30, 2018			**$**	**524,782.95**
Funding Commitments:				
State Road Projects	$	496,638.47		
Total Commitments			$	496,638.47
Total Uncommitted Funds Available for New Projects			**$**	**28,144.48**

 PROJECTS FUNDED WITH NON-RECURRINGS FUNDS (H.4230)

STATE ROAD PROJECTS

Project ID#	PROJECT DESCRIPTION	WORK TYPE	RESPONSIBLE AGENCY	BUDGET	EXPENDITURES	CURRENT FISCAL YEAR EXPENDITURES	REMAINING BUDGET	PROJECT STATUS
P030178	Resurface S-32, S-133, S-52, S-51, S-84, S-454 & S-455	Resurface	SCDOT	$ 2,113,224.05	$ 1,616,585.58	$ 1,484,509.08	$ 496,638.47	
P032433 (B)	Resurface Keowee Rd (S-24) for 3.9 miles	Resurface	SCDOT	$ 524,503.72	$ 524,503.72	$ 524,503.72	$ -	
	TOTALS			$ 2,637,727.77	$ 2,141,089.30	$ 2,009,012.80	$ 496,638.47	

ABBEVILLE COUNTY - CTC ANNUAL C FUND REPORT
JULY 1, 2017 - JUNE 30, 2017
SFY 2016 - 2017 NON-RECURRING FUNDS (P117.135)

Balance of Funds as of July 1, 2017			**$**	**624,265.72**
Income:				
Funds Received for Period July 1, 2017 through June 30, 2017	$	-		
Interest Earned for Period July 1, 2017 through June 30, 2017	$	10,592.17		
Total Income			$	10,592.17
Expenses:				
State Road Project Expenditures	$	(398,755.06)		
Total Expenditures			$	(398,755.06)
Balance of Funds as of June 30, 2017			**$**	**236,102.83**
Funding Commitments:				
State Road Projects	$	(226,956.27)		
Total Commitments			$	(226,956.27)
Total Uncommitted Funds Available for New Projects			**$**	**9,146.56**

PROJECTS FUNDED WITH NON-RECURRINGS FUNDS (P117.135)

STATE ROAD PROJECTS

Project ID#	PROJECT DESCRIPTION	WORK TYPE	RESPONSIBLE AGENCY	BUDGET	EXPENDITURES	CURRENT FISCAL YEAR EXPENDITURES	REMAINING BUDGET	PROJECT STATUS
P032433 (A)	Resurface Keowee Rd (S-24) for 3.9 miles	Resurface	SCDOT	$ 625,711.33	$ 398,755.06	$ 398,755.06	$ 226,956.27	
	TOTALS			$ 625,711.33	$ 398,755.06	$ 398,755.06	$ 226,956.27	

South Carolina
Department of Transportation

Certified True and Correct
Batina Feaster, C Program Manager

Batina Feaster
Signature

9-4-2018
Date

AIKEN

Chairman Johnny Beam

AIKEN COUNTY - CTC ANNUAL C FUND REPORT
JULY 1, 2017 - JUNE 30, 2018
RECURRING FUNDS

Balance of Funds as of July 1, 2017			**$**	**12,510,377.52**
Income:				
Funds Received for Period July 1, 2017 through June 30, 2018	$	2,688,860.32		
Interest Earned for Period July 1, 2017 through June 30, 2018	$	217,166.79		
Donor Bonus FY 17	$	179,479.31		
Total Income			$	3,085,506.42
Expenses:				
3% Administrative Fees - FY 17	$	(90,374.31)		
Local Paving Project Expenditures	$	(617,118.73)		
State Road Project Expenditures	$	(1,963,195.31)		
Total Expenditures			$	(2,670,688.35)
Balance of Funds as of June 30, 2018			**$**	**12,925,195.59**
Funding Commitments:				
Local Paving Projects	$	3,575,000.70		
State Road Projects	$	6,092,815.04		
Total Committed Funds			$	9,667,815.74
Total Uncommitted Funds Available for New Projects			**$**	**3,257,379.85**

 PROJECTS FUNDED WITH RECURRING FUNDS

LOCAL PAVING PROJECTS

Project ID#	PROJECT DESCRIPTION	WORK TYPE	RESPONSIBLE AGENCY	BUDGET	TOTAL EXPENDITURES	CURRENT FISCAL YEAR EXPENDITURES	REMAINING BUDGET	PROJECT STATUS
P027241	Pave CNW Road	Paving	County	$ 244,734.00	$ 236,827.24	$ 150,968.46	$ 7,906.76	
P027244	Pave Thomas Ln.	Paving	County	$ 103,000.00	$ 102,366.36	$ 67,781.48	$ 633.64	
P027748	Pave Byrnes St.	Paving	County	$ 130,242.60	$ 117,037.19	$ 31,315.17	$ 13,205.41	
P027960	Pave Lee St.	Paving	County	$ 233,180.00	$ 28,480.11	$ 3,043.96	$ 204,699.89	
P027961	Pave Simmons Heritage Cr.	Paving	County	$ 240,395.07	$ 240,395.07	$ 27,897.36	$ -	Closed
P028808	Pave Mountain Laurel Dr.	Paving	County	$ 212,405.56	$ 212,405.56	$ 164,399.41	$ -	Closed
P028809	Pave Barefoot Rd	Paving	County	$ 612,300.00	$ 207,018.01	$ 146,625.75	$ 405,281.99	
P030813	Pave Forrest Dr (excluding replacing fence)	Paving	County	$ 720,000.00	$ 26,088.57	$ 18,288.72	$ 693,911.43	
P037016	Pave Bing Section Rd	Paving	County	$ 306,160.00	$ 2,924.78	$ 2,924.78	$ 303,235.22	
P037017	Pave Fellowship Lane	Paving	County	$ 150,000.00	$ 2,911.42	$ 2,911.42	$ 147,088.58	
P037583	Pave Gooseplatter Rd	Paving	County	$ 1,800,000.00	$ 962.22	$ 962.22	$ 1,799,037.78	
	TOTALS			$ 4,752,417.23	$ 1,177,416.53	$ 617,118.73	$ 3,575,000.70	

EXPENDITURES FOR LOCAL PAVING PROJECTS AS PERCENT OF TOTAL INCOME: 22.87%

STATE ROAD PROJECTS

Project ID#	PROJECT DESCRIPTION	WORK TYPE	RESPONSIBLE AGENCY	BUDGET	EXPENDITURES	CURRENT FISCAL YEAR EXPENDITURES	REMAINING BUDGET	PROJECT STATUS
0039771	Construct pedestrian bridge over SC-118	Enhancement	SCDOT	$ 500,000.00	$ 500,000.00	$ -	$ -	
0041797	Intersection Improvement at Sudlow Lake Rd.	Intersection imp.	SCDOT	$ 1,272,532.68	$ 966,492.83	$ 544,083.62	$ 306,039.85	
0042063	Intersection improvement at US-278 & SC-302 Williston at Silver Bluff	Intersection imp.	SCDOT	$ 204,070.08	$ 84,070.08	$ -	$ 120,000.00	
0042064	Intersection Improvement at S-145 & S-65, Storm Branch at Pine Log	Intersection imp.	SCDOT	$ 294,831.00	$ 219,831.00	$ 39,331.00	$ 75,000.00	
0042065	Intersection Improvement at S-197 & S-125, Old Edgefield Rd at Lecompte	Intersection imp.	SCDOT	$ 516,566.00	$ 516,566.00	$ -	$ -	
0042755	Intersection Improvement at Cooks Bridge & Wire Rd.	Improvements	SCDOT	$ 203,410.00	$ 51,095.00	$ -	$ 152,315.00	
P027598	PE for intersection of SC-19 & S-26	Improvements	SCDOT	$ 22,246.55	$ 22,246.55	$ (14,728.45)	$ -	Closed
P027599	PE for Bettis Academy Rd (S-144) and Whaley Pond Rd (S-780)	Improvements	SCDOT	$ -	$ -	$ (41,365.00)	$ -	Closed
P027602	Annual allocation for the City of Aiken	Resurface	SCDOT	$ 412,880.49	$ 412,880.49	$ 26,572.84	$ -	Closed
P027979	Resurface S-336,S-354, S-385, S-405, S-731 etc	Resurface	SCDOT	$ 899,641.72	$ 899,641.72	$ (23,227.20)	$ -	Closed
P028151	Intersection Improvement at Bettis Academy Rd S-114) and Ascauga Lake Rd (S-33)	Improvements	SCDOT	$ 2,459,636.80	$ 334,826.90	$ 215,328.90	$ 2,124,809.90	

 STATE ROAD PROJECTS (CONTINUED)

Project ID#	PROJECT DESCRIPTION	WORK TYPE	RESPONSIBLE AGENCY	BUDGET	EXPENDITURES	CURRENT FISCAL YEAR EXPENDITURES	REMAINING BUDGET	PROJECT STATUS
P028838	Design & Install ADA compliant sidewalk, crosswalks & curbing along SC-19.	Enhancement	SCDOT	$ 50,000.00	$ -	$ (50,000.00)	$ 50,000.00	Closed
P028994	Annual allocation City of N. Augusta	Resurface	City N Augusta	$ 257,952.41	$ 257,952.41	$ -	$ -	Closed
P029768	Whiskey Rd. Corridor Study	Corridor Study	Aiken Co	$ 70,000.00	$ 70,000.00	$ 70,000.00	$ -	Closed
P030314 (B)	Repair & Resurface Beech Island Ave (S-781) and Chime Bell Church Rd (S-816)	Resurface	SCDOT	$ 7,078.85	$ 7,078.85	$ -	$ -	
P030315	FY16/17 allocation (10%) to City of N. Augusta	Resurface	City N Augusta	$ 267,489.81	$ 142,841.80	$ -	$ 124,648.01	
P030316	FY 16/17 Allocation City of Aiken	Resurface	SCDOT	$ 223,902.43	$ 13,993.90	$ 13,993.90	$ 209,908.53	
P031971	Resurface S-97,S-341, S-482, S-805, S-807, S-1067, S-1466, S-1943, S-1944, S-2166, S-2171, S-2061, S-1784, S-2164 and L-3145	Resurface	SCDOT	$ 1,231,504.22	$ 1,159,621.75	$ 1,159,621.75	$ 71,882.47	
P032259	TAP match - sidewalks on SC-19 in New Ellenton	Sidewalks	SCDOT	$ 9,840.00	$ 9,840.00	$ 9,840.00	$ -	
P036783	Dedication - along SC-39 at the northern & southern entrances to the Town of Salley "Luke Parsons 2017 IMG Golf World Champion"	Dedication	SCDOT	$ 500.00	$ 500.00	$ 500.00	$ -	Closed
P036804	FY 17-18 - 10% allocation to the City of Aiken S-176, S-223, S-226, S-259, S-628, S-671, S-1127, S-1421 & S-1709	Resurface	SCDOT	$ 192,155.62	$ 12,009.73	$ 12,009.73	$ 180,145.89	
P036805	FY 17-18 - 10% allocation to the City of N. Augusta	Resurface	SCDOT	$ 272,266.50	$ -	$ -	$ 272,266.50	
P036903 (C)	Resurface SC-241, S-45, S-385, S-731, S-809, S-824, S-1050, L-1050, S-1049, S-1134, S-1558, S-1614, S-1892, S-1893, S-12194, S-2228 & S-2315	Resurface	SCDOT	$ 1,062,674.11	$ -	$ -	$ 1,062,674.11	
P037450 (C)	Resurface S-79, S-333, S-503, S-853, S-854, S-1624, S-1625, S-1684, S-1902 & S-2074	Resurface	SCDOT	$ 1,111,000.00	$ -	$ -	$ 1,111,000.00	
P037523	Signal at Aiken Tech College at US-1 & US-78	Signal	County	$ 233,359.00	$ 1,234.22	$ 1,234.22	$ 232,124.78	
	TOTALS			$ 11,775,538.27	$ 5,682,723.23	$ 1,963,195.31	$ 6,092,815.04	

25% OF COUNTY'S APPORTIONMENT OF 'C' FUNDS, BASED ON BIENNIAL AVERAGE: 92.16%

AIKEN COUNTY - CTC ANNUAL C FUND REPORT
JULY 1, 2017 - JUNE 30, 2018
SFY 2015 - 2016 NON-RECURRING FUNDS (H.4230)

Balance of Funds as of July 1, 2017			**$**	**2,655,240.13**
Income:				
Funds Received for Period July 1, 2017 through June 30, 2018	$	-		
Interest Earned for Period July 1, 2017 through June 30, 2018	$	12,400.33		
Total Income			$	12,400.33
Expenses:				
State Road Project Expenditures	$	(2,534,841.31)		
Total Expenditures			$	(2,534,841.31)
Balance of Funds as of June 30, 2018			**$**	**132,799.15**
Funding Commitments:				
State Road Projects	$	131,489.42		
Total Commitments			$	131,489.42
Total Uncommitted Funds Available for New Projects			**$**	**1,309.73**

 PROJECTS FUNDED WITH NON-RECURRINGS FUNDS (H.4230)

STATE ROAD PROJECTS

Project ID#	PROJECT DESCRIPTION	WORK TYPE	RESPONSIBLE AGENCY	BUDGET	EXPENDITURES	CURRENT FISCAL YEAR EXPENDITURES	REMAINING BUDGET	PROJECT STATUS
P029183	Resurface Ascauga Lake Rd (S-33) & Langley Dam Rd (S-254)	Resurface	SCDOT	$ 2,243,578.63	$ 2,243,578.63	$ 15,921.85	$ -	Closed
P029696	Resurface all or a portion of S-26,S-49,S-68,S-507,S-691, S-225, S-1671, S-1760 & S-153	Resurface	SCDOT	$ 5,125,921.75	$ 5,078,638.00	$ 2,433,839.73	$ 47,283.75	
P030314 (A)	Repair & Resurface Beech Island Ave (S-781) and Chime Bell Church Rd (S-816)	Resurface	SCDOT	$ 380,121.15	$ 380,121.15	$ -	$ -	
P036903 (A)	Resurface SC-241, S-45, S-385, S-731, S-809, S-824, S-1050, L-1050, S-1049, S-1134, S-1558, S-1614, S-1892, S-1893, S-12194, S-2228 & S-2315	Resurface	SCDOT	$ 99,285.40	$ 85,079.73	$ 85,079.73	$ 14,205.67	
P037450 (A)	Resurface S-79, S-333, S-503, S-853, S-854, S-1624, S-1625, S-1684, S-1902 & S-2074	Resurface	SCDOT	$ 70,000.00	$ -	$ -	$ 70,000.00	
	TOTALS			$ 7,918,906.93	$ 7,787,417.51	2,534,841.31	131,489.42	

AIKEN COUNTY - CTC ANNUAL C FUND REPORT
JULY 1, 2017 - JUNE 30, 2018
SFY 2016 - 2017 NON-RECURRING FUNDS (P117.135)

Balance of Funds as of July 1, 2017			**$**	**1,822,043.82**
Income:				
Funds Received for Period July 1, 2017 through June 30, 2018	$	-		
Interest Earned for Period July 1, 2017 through June 30, 2018	$	29,324.24		
Total Income			$	29,324.24
Expenses:				
State Road Project Expenditures	$	(1,398,091.46)		
Total Expenditures			$	(1,398,091.46)
Balance of Funds as of June 30, 2018			**$**	**453,276.60**
Funding Commitments:				
State Road Projects	$	442,952.36		
Total Commitments			$	442,952.36
Total Uncommitted Funds Available for New Projects			**$**	**10,324.24**

 PROJECTS FUNDED WITH NON-RECURRINGS FUNDS (P117.135)

STATE ROAD PROJECTS

Project ID#	PROJECT DESCRIPTION	WORK TYPE	RESPONSIBLE AGENCY	BUDGET	EXPENDITURES	CURRENT FISCAL YEAR EXPENDITURES	REMAINING BUDGET	PROJECT STATUS
P030812	Resurface two portions Atomic Rd (SC-125)	Resurface	SCDOT	$ 1,622,727.60	$ 1,398,091.46	1,398,091.46	$ 224,636.14	
P036903 (B)	Resurface SC-241, S-45, S-385, S-731, S-809, S-824, S-1050, L-1050, S-1049, S-1134, S-1558, S-1614, S-1892, S-1893, S-12194, S-2228 & S-2315	Resurface	SCDOT	$ 199,316.22	$ -	$ -	$ 199,316.22	
P037450 (B)	Resurface S-79, S-333, S-503, S-853, S-854, S-1624, S-1625, S-1684, S-1902 & S-2074	Resurface	SCDOT	$ 19,000.00	$ -	$ -	$ 19,000.00	
	TOTALS			$ 1,841,043.82	$ 1,398,091.46	1,398,091.46	$ 442,952.36	

South Carolina
Department of Transportation

Certified True and Correct
Batina Feaster, C Program Manager

Batina Feaster
Signature

9-4-2018
Date

ALLENDALE

Chairman John Rice

ALLENDALE COUNTY - CTC ANNUAL C FUND REPORT
JULY 1, 2017 - JUNE 30, 2018
RECURRING FUNDS

Balance of Funds as of July 1, 2017			**$**	**2,801,939.41**
Income:				
Funds Received for Period July 1, 2017 through June 30, 2018	$	584,209.21		
Interest Earned for Period July 1, 2017 through June 30, 2018	$	42,930.08		
Total Income			$	627,139.29
Expenses:				
3% Administrative Fees - FY 17	$	(18,874.27)		
Local Paving Project Expenditures	$	(229,744.82)		
State Road Project Expenditures	$	(787,901.64)		
Total Expenditures			$	(1,036,520.73)
Balance of Funds as of June 30, 2018			**$**	**2,392,557.97**
Funding Commitments:				
Local Paving Projects	$	151,211.98		
State Road Projects	$	417,533.64		
Total Committed Funds			$	568,745.62
Total Uncommitted Funds Available for New Projects			**$**	**1,823,812.35**

PROJECTS FUNDED WITH RECURRING FUNDS

LOCAL PAVING PROJECTS

Project ID#	PROJECT DESCRIPTION	WORK TYPE	RESPONSIBLE AGENCY	BUDGET	TOTAL EXPENDITURES	CURRENT FISCAL YEAR EXPENDITURES	REMAINING BUDGET	PROJECT STATUS
6042785	Purchase Crusher Run for County Rd maintenance	Material	County	$ 131,320.00	$ 128,545.79	$ -	$ 2,774.21	
P026894	Repair Various City & County dirt street	Repair	County	$ 200,000.00	$ 166,596.23	$ 58,741.82	$ 33,403.77	
P028239	Open up Boo-Ga-Loo Rd. New r/r crossing & repair roadway	Repair	County	$ 235,400.00	$ 120,366.00	$ 6,655.00	$ 115,034.00	
P036842	Cleaning & overlaying 500' of roadway around county courthouse	Repair	County	$ 30,000.00	$ 30,000.00	$ 30,000.00	$ -	Closed
P036843	Install 200' sidewalk along road between courthouse & Brandt Building	Sidewalk	County	$ 10,000.00	$ 10,000.00	$ 10,000.00	$ -	Closed
P037003	Pave driveway at Appleton Fire Station	Driveway	County	$ 40,348.00	$ 40,348.00	$ 40,348.00	$ -	Closed
P037308	Pave the driveway at Allendale-Fairfax HS	Driveway	School Dist	$ 46,000.00	$ 46,000.00	$ 46,000.00	$ -	Closed
P037607	Pave the driveway at Allendlae Elementary School	Pave	School Dist	$ 38,000.00	$ 38,000.00	$ 38,000.00		
	TOTALS			$ 731,068.00	$ 579,856.02	$ 229,744.82	$ 151,211.98	

EXPENDITURES FOR LOCAL PAVING PROJECTS AS PERCENT OF TOTAL INCOME: 38.77%

STATE ROAD PROJECTS

Project ID#	PROJECT DESCRIPTION	WORK TYPE	RESPONSIBLE AGENCY	BUDGET	EXPENDITURES	CURRENT FISCAL YEAR EXPENDITURES	REMAINING BUDGET	PROJECT STATUS
P028190	Resurface S-434, S-27,S-615,S-171,S-172,S-301, S-302, S-308, S-495, S-190CE1 & S-190	Resurface	SCDOT	$ 598,674.73	$ 508,468.81	$ 471,051.64	$ 90,205.92	
P029884 (B)	Resurface S-346,S-47,S-18,S-56,S-170,S-19 and S-47	Resurface	SCDOT	$ 644,177.72	$ 316,850.00	$ 316,850.00	$ 327,327.72	
	TOTALS			$ 1,242,852.45	$ 825,318.81	$ 787,901.64	$ 417,533.64	

25% OF COUNTY'S APPORTIONMENT OF 'C' FUNDS, BASED ON BIENNIAL AVERAGE: 25.17%

ALLENDALE COUNTY - CTC ANNUAL C FUND REPORT
JULY 1, 2017 - JUNE 30, 2018
SFY 2015 - 2016 NON-RECURRING FUNDS (H.4230)

Balance of Funds as of July 1, 2017			**$**	**1,580,667.50**
Income:				
Funds Received for Period July 1, 2017 through June 30, 2018	$	-		
Interest Earned for Period July 1, 2017 through June 30, 2018	$	9,563.96		
Total Income			$	9,563.96
Expenses:				
State Road Project Expenditures	$	(1,554,502.74)		
Total Expenditures			$	(1,554,502.74)
Balance of Funds as of June 30, 2018			**$**	**35,728.72**
Funding Commitments:				
State Road Projects	$	-		
Total Commitments			$	-
Total Uncommitted Funds Available for New Projects			**$**	**35,728.72**

 PROJECTS FUNDED WITH NON-RECURRINGS FUNDS (H.4230)

STATE ROAD PROJECTS

Project ID#	PROJECT DESCRIPTION	WORK TYPE	RESPONSIBLE AGENCY	BUDGET	EXPENDITURES	CURRENT FISCAL YEAR EXPENDITURES	REMAINING BUDGET	PROJECT STATUS
P029884	Resurface S-346,S-47,S-18,S-56,S-170,S-19 and S-47	Resurface	SCDOT	$ 1,661,081.44	$ 1,661,081.44	$ 1,554,502.74	$ -	
	TOTALS			$ 1,661,081.44	$ 1,661,081.44	1,554,503	$ -	

ALLENDALE COUNTY - CTC ANNUAL C FUND REPORT
JULY 1, 2017 - JUNE 30, 2018
SFY 2016 - 2017 NON-RECURRING FUNDS (P117.135)

Balance of Funds as of July 1, 2017			**$**	**395,875.80**
Income:				
Funds Received for Period July 1, 2017 through June 30, 2018	$	-		
Interest Earned for Period July 1, 2017 through June 30, 2018	$	6,717.00		
Total Income			$	6,717.00
Expenses:				
State Road Project Expenditures	$	-		
Total Expenditures			$	-
Balance of Funds as of June 30, 2018			**$**	**402,592.80**
Funding Commitments:				
State Road Projects	$	-		
Total Commitments			$	-
Total Uncommitted Funds Available for New Projects			**$**	**402,592.80**

 PROJECTS FUNDED WITH NON-RECURRINGS FUNDS (P117.135)

STATE ROAD PROJECTS

Project ID#	PROJECT DESCRIPTION	WORK TYPE	RESPONSIBLE AGENCY	BUDGET	EXPENDITURES	CURRENT FISCAL YEAR EXPENDITURES	REMAINING BUDGET	PROJECT STATUS
				$ -	$ -	-	$ -	
	TOTALS			$ -	$ -	-	$ -	

South Carolina
Department of Transportation

Certified True and Correct
Batina Feaster, C Program Manager

Batina Feaster
Signature

9-4-2018
Date

BAMBERG

Chairman Harold Johnson

BAMBERG COUNTY - CTC ANNUAL C FUND REPORT
JULY 1, 2017 - JUNE 30, 2018
RECURRING FUNDS

Balance of Funds as of July 1, 2017			**$**	**2,355,866.61**
Income:				
Funds Received for Period July 1, 2017 through June 30, 2018	$	666,597.69		
Interest Earned for Period July 1, 2017 through June 30, 2018	$	42,334.02		
Total Income			$	708,931.71
Expenses:				
3% Administrative Fees - FY 17	$	(21,184.87)		
Local Paving Project Expenditures	$	(94,874.11)		
State Road Project Expenditures	$	(223,591.56)		
Total Expenditures			$	(339,650.54)
Balance of Funds as of June 30, 2018			**$**	**2,725,147.78**
Funding Commitments:				
Local Paving Projects	$	1,407,871.19		
State Road Projects	$	1,054,188.94		
Total Committed Funds			$	2,462,060.13
Total Uncommitted Funds Available for New Projects			**$**	**263,087.65**

 PROJECTS FUNDED WITH RECURRING FUNDS

LOCAL PAVING PROJECTS

Project ID#	PROJECT DESCRIPTION	WORK TYPE	RESPONSIBLE AGENCY	BUDGET	TOTAL EXPENDITURES	CURRENT FISCAL YEAR EXPENDITURES	REMAINING BUDGET	PROJECT STATUS
P027603	PE for Dally Rd between US-321 & Sykes Rd.	Paving	County	$ 895,400.00	$ 79,563.00	$ -	$ 815,837.00	
P029921	Grading, Drainage & Asphalt Improvements to Sunny Brook Ln	Grading	County	$ 175,000.00	$ 164,345.10	$ 11,514.10	$ 10,654.90	
P029922	Parking Reconfiguration for Annex Bldg, New Parking area & asphalt milling	Repair	County	$ 137,330.20	$ 136,250.91	$ 28,160.01	$ 1,079.29	
P029923	Gum Tree Pavement Improvements	Paving	County	$ 185,000.00	$ 52,000.00	$ 17,500.00	$ 133,000.00	
P029924	Pavement Improvements to Crouch Cr & Panther Rd	Paving	County	$ 527,500.00	$ 85,000.00	$ 23,500.00	$ 442,500.00	
P029926	Resurface&Stripe bobcat Landing off US-601	Resurface	County	$ 35,000.00	$ 30,200.00	$ 14,200.00	$ 4,800.00	
	TOTALS			$ 1,955,230.20	$ 547,359.01	$ 94,874.11	$ 1,407,871.19	

EXPENDITURES FOR LOCAL PAVING PROJECTS AS PERCENT OF TOTAL INCOME: 14.05%

STATE ROAD PROJECTS

Project ID#	PROJECT DESCRIPTION	WORK TYPE	RESPONSIBLE AGENCY	BUDGET	EXPENDITURES	CURRENT FISCAL YEAR EXPENDITURES	REMAINING BUDGET	PROJECT STATUS
P027260	Resurface S-489,S-517,S-74,S-119, &S-549	Resurface	SCDOT	$ 1,186,979.85	$ 935,007.59	$ 1,494.30	$ 251,972.26	
P029843 (B)	Resurface S-458	Resurface	SCDOT	$ 263,324.87	$ 211,116.94	$ 211,116.94	$ 52,207.93	
P029925	Resurface Mill & resurface Courthouse Loop (S-143)	Resurface	County	$ 313,523.60	$ 127,360.00	$ -	$ 186,163.60	
P030279	Resurface S-296, S-231 & S-271	Resurface	SCDOT	$ 1,000.00	$ 75.34	$ 75.34	$ 924.66	
P030590	Sidewalk improvements on North St (S-165)	Sidewalk	County	$ 99,146.20	$ 99,146.20	$ 10,904.98	$ -	
P037847	Capital street improvements on 2nd St (S-62)	Sidewalk	County	$ 75,000.00	$ -	$ -	$ 75,000.00	
P037848	Resurface various state roads	Resurface	County	$ 487,920.49	$ -	$ -	$ 487,920.49	
	TOTALS			$ 2,426,895.01	$ 1,372,706.07	$ 223,591.56	$ 1,054,188.94	

25% OF COUNTY'S APPORTIONMENT OF 'C' FUNDS, BASED ON BIENNIAL AVERAGE: 25.27%

BAMBERG COUNTY - CTC ANNUAL C FUND REPORT
JULY 1, 2017 - JUNE 30, 2018
SFY 2015 - 2016 NON-RECURRING FUNDS (H.4230)

Balance of Funds as of July 1, 2017			**$**	**1,809,321.68**
			-	
Income:				
Funds Received for Period July 1, 2017 through June 30, 2018	$	-		
Interest Earned for Period July 1, 2017 through June 30, 2018	$	10,517.61		
Total Income			$	10,517.61
Expenses:				
State Road Project Expenditures	$	(1,780,118.72)		
Total Expenditures			$	(1,780,118.72)
Balance of Funds as of June 30, 2018			**$**	**39,720.57**
Funding Commitments:				
State Road Projects	$	-		
Total Commitments			$	-
Total Uncommitted Funds Available for New Projects			**$**	**39,720.57**

 PROJECTS FUNDED WITH NON-RECURRINGS FUNDS (H.4230)

STATE ROAD PROJECTS

Project ID#	PROJECT DESCRIPTION	WORK TYPE	RESPONSIBLE AGENCY	BUDGET	EXPENDITURES	CURRENT FISCAL YEAR EXPENDITURES	REMAINING BUDGET	PROJECT STATUS
P029843 (A)	Resurface S-75, S-31 & S-458	Resurface	SCDOT	$ 1,916,348.29	$ 1,916,348.29	$ 1,780,118.72	$ -	
	TOTALS			$ 1,916,348.29	$ 1,916,348.29	$ 1,780,118.72	$ -	

BAMBERG COUNTY - CTC ANNUAL C FUND REPORT
JULY 1, 2017 - JUNE 30, 2018
SFY 2016 - 2017 NON-RECURRING FUNDS (P117.135)

Balance of Funds as of July 1, 2017		**$**	**451,704.46**
Income:			
Funds Received for Period July 1, 2017 through June 30, 2018	$ -		
Interest Earned for Period July 1, 2017 through June 30, 2018	$ 7,664.30		
Total Income		$	7,664.30
Expenses:			
State Road Project Expenditures	$ -		
Total Expenditures		$	-
Balance of Funds as of June 30, 2018		**$**	**459,368.76**
Funding Commitments:			
State Road Projects	$ -		
Total Commitments		$	-
Total Uncommitted Funds Available for New Projects		**$**	**459,368.76**

 PROJECTS FUNDED WITH NON-RECURRINGS FUNDS (P117.135)

STATE ROAD PROJECTS

Project ID#	PROJECT DESCRIPTION	WORK TYPE	RESPONSIBLE AGENCY	BUDGET	EXPENDITURES	CURRENT FISCAL YEAR EXPENDITURES	REMAINING BUDGET	PROJECT STATUS
				$ -	$ -	-	$ -	
	TOTALS			$ -	$ -	-	$ -	

South Carolina
Department of Transportation

Certified True and Correct
Batina Feaster, C Program Manager

Batina Feaster
Signature

9-4-2018
Date

BARNWELL

Chairman Willie Walker

BARNWELL COUNTY - CTC ANNUAL C FUND REPORT
JULY 1, 2017 - JUNE 30, 2018
RECURRING FUNDS

Balance of Funds as of July 1, 2017			**$**	**2,693,713.74**
Income:				
Funds Received for Period July 1, 2017 through June 30, 2018	$	816,394.93		
Interest Earned for Period July 1, 2017 through June 30, 2018	$	41,339.05		
Total Income			$	857,733.98
Expenses:				
3% Administrative Fees - FY 17	$	(25,897.71)		
Local Paving Project Expenditures	$	(652,261.59)		
State Road Project Expenditures	$	(501,299.36)		
Total Expenditures			$	(1,179,458.66)
Balance of Funds as of June 30, 2018			**$**	**2,371,989.06**
Funding Commitments:				
Local Paving Projects	$	1,207,904.82		
State Road Projects	$	679,336.30		
Total Committed Funds			$	1,887,241.12
Total Uncommitted Funds Available for New Projects			**$**	**484,747.94**

 PROJECTS FUNDED WITH RECURRING FUNDS

LOCAL PAVING PROJECTS

Project ID#	PROJECT DESCRIPTION	WORK TYPE	RESPONSIBLE AGENCY	BUDGET	TOTAL EXPENDITURES	CURRENT FISCAL YEAR EXPENDITURES	REMAINING BUDGET	PROJECT STATUS
6042556	Consulting fees to include feasibility , R/W acquisition, cost estimates and scheduling	Consulting Fees	County	$ 46,760.26	$ 37,173.78	$ 8,300.97	$ 9,586.48	
6042795	Engineering Design & const. for paving Kimberwick Dr. & Pelham Pl	Engineering	County	$ 838,513.52	$ 838,513.52	$ 4,834.84	$ -	Closed
6042916	Engineering Design for Battle Creek Dr.	Engineering	County	$ 610,000.00	$ 564,486.48	$ 528,319.98	$ 45,513.52	
P029783	Engineering Design for Lunar Ln.	Engineering	County	$ 700,000.00	$ 58,708.18	$ 33,851.47	$ 641,291.82	
P032358	Alternate study for intersection improvements at Hwy 278 & Joey Zorn Blvd	Study	County	$ 167,890.00	$ 18,270.76	$ 15,380.76	$ 149,619.24	
P032359	PE, survey & r/w on White Oak Ln & Sanders Ln	Engineering	County	$ 55,000.00	$ 27,015.12	$ 27,015.12	$ 27,984.88	
P032360	Resurface Buice Cr, Pruitt St & Augustine St	Resurfacing	County	$ 325,000.00	$ 11,091.12	$ 11,091.12	$ 313,908.88	
P037095	Drainage improvements on Ebenezer Rd	Drainage	County	$ 23,467.33	$ 23,467.33	$ 23,467.33	$ -	Closed
P037658	Purchase raised pavement markers & cold patch to be placed on county roads	Maintenance	County	$ 20,000.00	$ -	$ -	$ 20,000.00	
	TOTALS			$ 2,786,631.11	$ 1,578,726.29	$ 652,261.59	$ 1,207,904.82	

EXPENDITURES FOR LOCAL PAVING PROJECTS AS PERCENT OF TOTAL INCOME: 79.21%

STATE ROAD PROJECTS

Project ID#	PROJECT DESCRIPTION	WORK TYPE	RESPONSIBLE AGENCY	BUDGET	EXPENDITURES	CURRENT FISCAL YEAR EXPENDITURES	REMAINING BUDGET	PROJECT STATUS
P027479	Resurface all or a portion of S-70, S-652, S-59 & S-507	Resurface	SCDOT	$ 418,427.19	$ 382,850.65	$ 863.00	$ 35,576.54	
P028636	Resurface Melody Ln (528), Peacock St (S-680) & Railroad Ave (S-128)	Resurface	SCDOT	$ 300,250.03	$ 247,017.48	$ 228,251.86	$ 53,232.55	
P029874 (B)	Resurface S-113 & S-21	Resurface	SCDOT	$ 351,000.00	$ 263,296.27	$ 263,296.27	$ 87,703.73	
P032502 (A)	Resurface Solomon Blatt Ave (SC-3)	Resurface	SCDOT	$ 142,211.71	$ 8,888.23	$ 8,888.23	$ 133,323.48	
P037707	Match project - install sidewalks from Barnwell Elem School to nearby residential neighborhoods	Sidewalk	SCDOT	$ 100,000.00	$ -	$ -	$ 100,000.00	
P037842	Resurface James St (S-522) & Janet St (S-343)	Resurface	SCDOT	$ 269,500.00	$ -	$ -	$ 269,500.00	
	TOTALS			$ 1,581,388.93	$ 902,052.63	$ 501,299.36	$ 679,336.30	

25% OF COUNTY'S APPORTIONMENT OF 'C' FUNDS, BASED ON BIENNIAL AVERAGE: 32.26%

BARNWELL COUNTY - CTC ANNUAL C FUND REPORT
JULY 1, 2017 - JUNE 30, 2018
SFY 2015 - 2016 NON-RECURRING FUNDS (H.4230)

Balance of Funds as of July 1, 2017			**$**	**2,246,984.51**
Income:				
Funds Received for Period July 1, 2017 through June 30, 2018	$	-		
Interest Earned for Period July 1, 2017 through June 30, 2018	$	22,659.79		
Total Income			$	22,659.79
Expenses:				
State Road Project Expenditures	$	(1,749,989.22)		
Total Expenditures			$	(1,749,989.22)
Balance of Funds as of June 30, 2018			**$**	**519,655.08**
Funding Commitments:				
State Road Projects	$	14,259.59		
Total Commitments			$	14,259.59
Total Uncommitted Funds Available for New Projects			**$**	**505,395.49**

 PROJECTS FUNDED WITH NON-RECURRINGS FUNDS (H.4230)

STATE ROAD PROJECTS

Project ID#	PROJECT DESCRIPTION	WORK TYPE	RESPONSIBLE AGENCY	BUDGET	EXPENDITURES	CURRENT FISCAL YEAR EXPENDITURES	REMAINING BUDGET	PROJECT STATUS
P029569	Resurface Davis Bridge Rd (S-13)	Resurface	SCDOT	$ 873,463.03	$ 859,203.44	$ 804,612.00	$ 14,259.59	
P029874	Resurface S-113 & S-21	Resurface	SCDOT	$ 1,031,802.37	$ 1,031,802.37	$ 945,377.22	$ -	
	TOTALS			$ 1,905,265.40	$ 1,891,005.81	$ 1,749,989.22	$ 14,259.59	

BARNWELL COUNTY - CTC ANNUAL C FUND REPORT
JULY 1, 2017 - JUNE 30, 2018
SFY 2016 - 2017 NON-RECURRING FUNDS (P117.135)

Balance of Funds as of July 1, 2017			**$**	**553,211.07**
Income:				
Funds Received for Period July 1, 2017 through June 30, 2018	$	-		
Interest Earned for Period July 1, 2017 through June 30, 2018	$	9,386.57		
Total Income			$	9,386.57
Expenses:				
State Road Project Expenditures	$	-		
Total Expenditures			$	-
Balance of Funds as of June 30, 2018			**$**	**562,597.64**
Funding Commitments:				
State Road Projects	$	-		
Total Commitments			$	-
Total Uncommitted Funds Available for New Projects			**$**	**562,597.64**

 PROJECTS FUNDED WITH NON-RECURRINGS FUNDS (P117.135)

STATE ROAD PROJECTS

Project ID#	PROJECT DESCRIPTION	WORK TYPE	RESPONSIBLE AGENCY	BUDGET	EXPENDITURES	CURRENT FISCAL YEAR EXPENDITURES	REMAINING BUDGET	PROJECT STATUS
P032502 (B)	Resurface Solomon Blatt Ave (SC-3)	Resurface	SCDOT	$ -	$ -	$ -	$ -	
	TOTALS			$ -	$ -	-	$ -	

South Carolina
Department of Transportation

Certified True and Correct
Batina Feaster, C Program Manager

Batina Feaster
Signature

9-4-2018
Date

CALHOUN

Chairman Bill Snipes

CALHOUN COUNTY - CTC ANNUAL C FUND REPORT
JULY 1, 2017 - JUNE 30, 2018
RECURRING FUNDS

Balance of Funds as of July 1, 2017			**$**	**1,678,480.31**
Income:				
Funds Received for Period July 1, 2017 through June 30, 2018	$	681,577.42		
Interest Earned for Period July 1, 2017 through June 30, 2018	$	30,407.10		
Total Income			$	711,984.52
Expenses:				
3% Administrative Fees - FY 17	$	(21,590.57)		
Local Paving Project Expenditures	$	(120,730.56)		
State Road Project Expenditures	$	(471,433.54)		
Total Expenditures			$	(613,754.67)
Balance of Funds as of June 30, 2018			**$**	**1,776,710.16**
Funding Commitments				
Local Paving Projects	$	122,217.92		
State Road Projects	$	305,596.02		
Total Committed Funds			$	427,813.94
Total Uncommitted Funds Available for New Projects			**$**	**1,348,896.22**

 PROJECTS FUNDED WITH RECURRING FUNDS

LOCAL PAVING PROJECTS

Project ID#	PROJECT DESCRIPTION	WORK TYPE	RESPONSIBLE AGENCY	BUDGET	TOTAL EXPENDITURES	CURRENT FISCAL YEAR EXPENDITURES	REMAINING BUDGET	PROJECT STATUS
P028484	Pave Deer Meadow Ln, Griffin Ln, Yenny Ln, Lake Marion Dr, Haywood Ln, Raymond Ct & Log Cabin Rd	Paving	County	$ 1,534,761.77	$ 1,534,761.77	$ -	$ -	Closed
P037036	Engineering services for the paving of Golden Red Ln & Howell Ln	Paving	County	$ 67,094.60	$ 41,133.40	$ 41,133.40	$ 25,961.20	
P037037	Engineering services for the paving of Mary Joye Ln, Allison Ln, Amy Lyn Ct & Jennifer Ln	Paving	County	$ 62,036.20	$ 35,703.94	$ 35,703.94	$ 26,332.26	
P037038	Engineering services for the resurfacing of Archangel Ln	Resurface	County	$ 12,754.08	$ 2,814.54	$ 2,814.54	$ 9,939.54	
P037039	Engineering services for the paving of Banks Ln, & Congaree Ct	Paving	County	$ 64,654.60	$ 41,078.68	$ 41,078.68	$ 23,575.92	
P037241	PE services for paving 1500' of Paulings Rd	Paving	County	$ 36,409.00	$ -		$ 36,409.00	
	TOTALS			$ 1,777,710.25	$ 1,655,492.33	$ 120,730.56	$ 122,217.92	

EXPENDITURES FOR LOCAL PAVING PROJECTS AS PERCENT OF TOTAL INCOME: 17.75%

STATE ROAD PROJECTS

Project ID#	PROJECT DESCRIPTION	WORK TYPE	RESPONSIBLE AGENCY	BUDGET	EXPENDITURES	CURRENT FISCAL YEAR EXPENDITURES	REMAINING BUDGET	PROJECT STATUS
P027466	Widen & resurface S-99 from US-176 to S-127	Resurface	SCDOT	$ 302,289.72	$ 246,189.16	$ 10,708.00	$ 56,100.56	
P028803 (A)	Resurface & Widen Access Rd (S-418) and Resurface Meeting St (S-55)	Resurface	SCDOT	$ 293,773.37	$ 190,088.83	$ 184,915.46	$ 103,684.54	
P029113 (B)	Resurface S-24, S-43, S-311, S-185 & S-459	Resurface	SCDOT	$ 56,576.80	$ -	$ -	$ 56,576.80	
P032469	Widen & resurface US-176 from S-22 to US-601	Resurface	SCDOT	$ 365,044.20	$ 275,810.08	$ 275,810.08	$ 89,234.12	
	TOTALS			$ 1,017,684.09	$ 712,088.07	$ 471,433.54	$ 305,596.02	

25% OF COUNTY'S APPORTIONMENT OF 'C' FUNDS, BASED ON BIENNIAL AVERAGE: 31.47%

CALHOUN COUNTY - CTC ANNUAL C FUND REPORT
JULY 1, 2017 - JUNE 30, 2018
SFY 2015 - 2016 NON-RECURRING FUNDS (H.4230)

Balance of Funds as of July 1, 2017			**$**	**1,829,833.60**
Income:				
Funds Received for Period July 1, 2017 through June 30, 2018	$	-		
Interest Earned for Period July 1, 2017 through June 30, 2018	$	13,196.70		
Total Income			$	13,196.70
Expenses:				
State Road Project Expenditures	$	(1,644,690.04)		
Total Expenditures			$	(1,644,690.04)
Balance of Funds as of June 30, 2018			**$**	**198,340.26**
Funding Commitments:				
State Road Projects	$	165,167.22		
Total Commitments			$	165,167.22
Total Uncommitted Funds Available for New Projects			**$**	**33,173.04**

 PROJECTS FUNDED WITH NON-RECURRINGS FUNDS (H.4230)

STATE ROAD PROJECTS

Project ID#	PROJECT DESCRIPTION	WORK TYPE	RESPONSIBLE AGENCY	BUDGET	EXPENDITURES	CURRENT FISCAL YEAR EXPENDITURES	REMAINING BUDGET	PROJECT STATUS
P028803 (B)	Resurface & Widen Access Rd (S-418) and Resurface Meeting St (S-55)	Resurface	SCDOT	$ 285,644.60	$ 285,644.60	$ 254,604.35	$ -	
P029113 (A)	Resurface S-24, S-43, S-311, S-185 & S-459	Resurface	SCDOT	$ 1,662,708.22	$ 1,497,541.00	$ 1,390,085.69	$ 165,167.22	
	TOTALS			$ 1,948,352.82	$ 1,783,185.60	$ 1,644,690.04	$ 165,167.22	

CALHOUN COUNTY - CTC ANNUAL C FUND REPORT
JULY 1, 2017 - JUNE 30, 2018
SFY 2016 - 2017 NON-RECURRING FUNDS (P117.135)

Balance of Funds as of July 1, 2017			**$**	**461,855.11**
Income:				
Funds Received for Period July 1, 2017 through June 30, 2018	$	-		
Interest Earned for Period July 1, 2017 through June 30, 2018	$	7,836.46		
Total Income			$	7,836.46
Expenses:				
State Road Project Expenditures	$	-		
Total Expenditures			$	-
Balance of Funds as of June 30, 2018			**$**	**469,691.57**
Funding Commitments:				
State Road Projects	$	-		
Total Commitments			$	-
Total Uncommitted Funds Available for New Projects			**$**	**469,691.57**

PROJECTS FUNDED WITH NON-RECURRINGS FUNDS (P117.135)

STATE ROAD PROJECTS

Project ID#	PROJECT DESCRIPTION	WORK TYPE	RESPONSIBLE AGENCY	BUDGET	EXPENDITURES	CURRENT FISCAL YEAR EXPENDITURES	REMAINING BUDGET	PROJECT STATUS
				$ -	$ -	-	$ -	
	TOTALS			$ -	$ -	-	$ -	

South Carolina
Department of Transportation

Certified True and Correct
Batina Feaster, C Program Manager

Batina Feaster
Signature

9-4-2018
Date

CHESTERFIELD

Chairman Sammie Copeland

CHESTERFIELD COUNTY - CTC ANNUAL C FUND REPORT
JULY 1, 2017 - JUNE 30, 2018
RECURRING FUNDS

Balance of Funds as of July 1, 2017			**$**	**7,291,411.19**
Income:				
Funds Received for Period July 1, 2017 through June 30, 2018	$	1,535,421.64		
Interest Earned for Period July 1, 2017 through June 30, 2018	$	111,136.25		
Total Income			$	1,646,557.89
Expenses:				
Per Diem FY 16-17	$	(75.00)		
Per Diem FY 17-18	$	(4,950.00)		
3% Administrative Fees - FY 17	$	(49,497.42)		
Local Paving Project Expenditures	$	(2,760,486.54)		
State Road Project Expenditures	$	(261,820.63)		
Total Expenditures			$	(3,076,829.59)
Balance of Funds as of June 30, 2018			**$**	**5,861,139.49**
Funding Commitments:				
Local Paving Projects	$	3,530,548.38		
State Road Projects	$	1,270,372.67		
Total Committed Funds			$	4,800,921.05
Total Uncommitted Funds Available for New Projects			**$**	**1,060,218.44**

 PROJECTS FUNDED WITH RECURRING FUNDS

LOCAL PAVING PROJECTS

Project ID#	PROJECT DESCRIPTION	WORK TYPE	RESPONSIBLE AGENCY	BUDGET	TOTAL EXPENDITURES	CURRENT FISCAL YEAR EXPENDITURES	REMAINING BUDGET	PROJECT STATUS
6042412	Construct & Pave County Line Rd.	Paving	County	$ 371,322.50	$ 29,877.46	$ 284.40	$ 341,445.04	
P027200	Construct & Pave Croft Jones Rd.	Paving	County	$ 2,240,100.00	$ 1,960,205.91	$ 1,889,347.71	$ 279,894.09	
P028783	Construct Meeting St.	Paving	County	$ 86,444.00	$ 2,989.46	$ 2,989.46	$ 83,454.54	
P028784	Construct Belmont Dr.	Paving	County	$ 91,928.00	$ 4,051.68	$ 4,051.68	$ 87,876.32	
P028785	Construct Honeysuckle Lane	Paving	County	$ 215,109.54	$ 44,920.70	$ 247.50	$ 170,188.84	
P028786	Construct Carley Cr.	Paving	County	$ 794,923.61	$ 661,514.62	$ 602,203.30	$ 133,408.99	
P028787	Construct Hillcrest Ln	Paving	County	$ 309,209.00	$ 14,550.32	$ 1,774.86	$ 294,658.68	
P028788	Construct Concrete Parking Lot at Voter Registration Office	Paving	County	$ 121,400.00	$ 103,321.79	$ 103,321.79	$ 18,078.21	
P028789	Construct Clay Commons	Paving	County	$ 80,166.00	$ 2,291.68	$ 2,291.68	$ 77,874.32	
P028790	Construct Vickie Ln	Paving	County	$ 166,258.00	$ 33,958.99	$ 1,151.28	$ 132,299.01	
P028791	Construct McDonald Cr.	Paving	County	$ 473,113.00	$ 22,895.51	$ -	$ 450,217.49	
P028792	Construct Woodland Dr. & Birdsong Rd.	Paving	County	$ 317,955.00	$ 34,101.99	$ 1,168.28	$ 283,853.01	
P030138	Purchase Stone for Co dirt roads	Material	County	$ 200,000.00	$ 149,322.43	$ 100,306.87	$ 50,677.57	
P032314	Resurface McQueen St, Wilkes St, Martin Luther King Dr, Jay Vee Dr & Lochend Ln	Resurface	County	$ 249,815.00	$ 16,102.67	$ 16,102.67	$ 233,712.33	
P032315	Resurface Joseph St, Fairway Rd, Scenic Ln & Twin Brook	Resurface	County	$ 675,785.00	$ 23,324.07	$ 23,324.07	$ 652,460.93	
P037135	Pave Town Hall Rd	Paving	Town of Patrick	$ 102,370.00	$ 11,920.99	$ 11,920.99	$ 90,449.01	
P037201	Road improvements	Resurface	Town of Cheraw	$ 150,000.00	$ -	$ -	$ 150,000.00	
	TOTALS			$ 6,645,898.65	$ 3,115,350.27	$ 2,760,486.54	$ 3,530,548.38	

EXPENDITURES FOR LOCAL PAVING PROJECTS AS PERCENT OF TOTAL INCOME: 180.23%

STATE ROAD PROJECTS

Project ID#	PROJECT DESCRIPTION	WORK TYPE	RESPONSIBLE AGENCY		EXPENDITURES	CURRENT FISCAL YEAR EXPENDITURES	REMAINING BUDGET	PROJECT STATUS
P028916	Drainage & Catch Basin Work on US-601 Pageland	Engineering	SCDOT	$ 170,395.75	$ 170,395.75	$ -	$ -	Closed
P029825	Construct Sidewalk on Peach Orchard Rd (S-43)	Sidewalk	SCDOT	$ 76,666.40	$ 76,666.40	$ -	$ -	Closed
P030280 (B)	Resurface S-32,S46,S-54,S-86,S-134,S224,S-341,S-897 & S-20	Resurface	SCDOT	$ 123,228.72	$ -	$ -	$ 123,228.72	
P030311	Widening of crossover on SC-9 at Chesterfield Co Board of Disabilities	Widening	SCDOT	$ 165,111.82	$ 116,009.52	$ 116,009.52	$ 49,102.30	
P032207	Upgrade to S-177 (Inglis Rd & W Oak St) for an expansion at Carolina Canners	Improvement	County	$ 300,000.00	$ -	$ -	$ 300,000.00	
P032313	Resurface Edisto St (S-708)	Resurface	SCDOT	$ 113,406.93	$ 7,087.93	$ 7,087.93	$ 106,319.00	
P032533 (B)	Resurface US-601 from SC-9 towards Kershaw	Resurfacing	SCDOT	$ -	$ -	$ -	$ -	
P033660	Resurface a portion of Center Point Rd (S-77)	Resurface	SCDOT	$ 414,337.98	$ 25,896.13	$ 25,896.13	$ 388,441.85	
P036961	TAP - match for sidewalk on Market St (SC-9) & Moffat Rd (S-917) in the Town of Cheraw	Sidewalk	SCDOT	$ 65,476.80	$ -		$ 65,476.80	
P036962	TAP - match for sidewalk along SC-9 & Hwy 151 Bypass, 1300' in the Town of Pageland	Sidewalk	SCDOT	$ 46,856.25	$ 46,856.25	$ 46,856.25	$ -	
P036963	Install approx. 780' storm drain at S-1395 & S-131	Drainage	SCDOT	$ 90,100.00	$ -	$ -	$ 90,100.00	
P037200	TAP - Town of Cheraw - sidewalk improvements on Market St	Sidewalk	SCDOT	$ 65,470.80	$ 65,470.80	$ 65,470.80	$ -	Closed
P037202	Reimb - Resurface S-188 & Clemmons St as it relates to Community Devp. Block Grant	Resurface	Town of Cheraw	$ 147,704.00	$ -	$ -	$ 147,704.00	
P037375	Name the bridge that crosses Teals Mill Pond & Bear Creek along Teals Mill Rd "Teals Mill Memorial Bridge"	Dedication	SCDOT	$ 500.00	$ 500.00	$ 500.00	$ -	Closed
	TOTALS			$ 1,779,255.45	$ 508,882.78	$ 261,820.63	$ 1,270,372.67	

25% OF COUNTY'S APPORTIONMENT OF 'C' FUNDS, BASED ON BIENNIAL AVERAGE: 33.41%

CHESTERFIELD COUNTY - CTC ANNUAL C FUNDS REPORT
JULY 1, 2017 - JUNE 30, 2018
SFY 2015 - 2016 NON-RECURRING FUNDS (H.4230)

Balance of Funds as of July 1, 2017			**$**	**1,685,373.30**
Income:				
Funds Received for Period July 1, 2017 through June 30, 2018	$	-		
Interest Earned for Period July 1, 2017 through June 30, 2018	$	9,844.92		
Total Income			$	9,844.92
Expenses:				
State Road Project Expenditures	$	(1,316,053.18)		
Total Expenditures			$	(1,316,053.18)
Balance of Funds as of June 30, 2018			**$**	**379,165.04**
Funding Commitments:				
State Road Projects	$	347,294.25		
Total Commitments			$	347,294.25
Total Uncommitted Funds Available for New Projects			**$**	**31,870.79**

PROJECTS FUNDED WITH NON-RECURRINGS FUNDS (H.4230)

STATE ROAD PROJECTS

Project ID#	PROJECT DESCRIPTION	WORK TYPE	RESPONSIBLE AGENCY	BUDGET	EXPENDITURES	CURRENT FISCAL YEAR EXPENDITURES	REMAINING BUDGET	PROJECT STATUS
P030280 (A)	Resurface S-32,S-46, S-54,S-86,S-134,S-224,S-341,S-897 & S-20	Resurface	SCDOT	$ 4,420,689.14	$ 4,073,394.89	$ 1,316,053.18	$ 347,294.25	
	TOTALS			$ 4,420,689.14	$ 4,073,394.89	$ 1,316,053.18	$ 347,294.25	

CHESTERFIELD COUNTY - CTC ANNUAL C FUNDS REPORT
JULY 1, 2017 - JUNE 30, 2018
SFY 2016 - 2017 NON-RECURRING FUNDS (P117.135)

Balance of Funds as of July 1, 2017			**$**	**1,040,442.86**
Income:				
Funds Received for Period July 1, 2017 through June 30, 2018	$	-		
Interest Earned for Period July 1, 2017 through June 30, 2018	$	17,352.26		
Total Income			$	17,352.26
Expenses:				
State Road Project Expenditures	$	(63,222.29)		
Total Expenditures			$	(63,222.29)
Balance of Funds as of June 30, 2018			**$**	**994,572.83**
Funding Commitments:				
State Road Projects	$	(948,334.28)		
Total Commitments			$	(948,334.28)
Total Uncommitted Funds Available for New Projects			**$**	**46,238.55**

PROJECTS FUNDED WITH NON-RECURRINGS FUNDS (P117.135)

STATE ROAD PROJECTS

Project ID#	PROJECT DESCRIPTION	WORK TYPE	RESPONSIBLE AGENCY	BUDGET	EXPENDITURES	CURRENT FISCAL YEAR EXPENDITURES	REMAINING BUDGET	PROJECT STATUS
P032533 (A)	Resurface US-601 from SC-9 towards Kershaw	Resurfacing	SCDOT	$ 1,011,556.57	$ 63,222.29	$ 63,222.29	$ 948,334.28	
	TOTALS			$ 1,011,556.57	$ 63,222.29	$ 63,222.29	$ 948,334.28	

SCDOT
South Carolina
Department of Transportation

Certified True and Correct
Batina Feaster, C Program Manager

Batina Feaster
Signature

9-4-2018
Date

DARLINGTON

Chairman Willie Pearson

DARLINGTON COUNTY - CTC ANNUAL C FUND REPORT
JULY 1, 2017 - JUNE 30, 2018
RECURRING FUNDS

Balance of Funds as of July 1, 2017			**$**	**2,963,361.41**
Income:				
Funds Received for Period July 1, 2017 through June 30, 2018	$	1,340,685.25		
Interest Earned for Period July 1, 2017 through June 30, 2018	$	56,515.66		
Total Income			$	1,397,200.91
Expenses:				
3% Administrative Fees - FY 17	$	(42,456.25)		
Per Diem Fees - FY 17-18	$	(4,950.00)		
Local Paving Project Expenditures	$	(642,946.79)		
State Road Project Expenditures	$	138,600.89		
Total Expenditures			$	(551,752.15)
Balance of Funds as of June 30, 2018			**$**	**3,808,810.17**
Funding Commitments:				
Local Paving Projects	$	263,715.85		
State Road Projects	$	1,276,947.21		
Total Committed Funds			$	1,540,663.06
Total Uncommitted Funds Available for New Projects			**$**	**2,268,147.11**

 PROJECTS FUNDED WITH RECURRING FUNDS

LOCAL PAVING PROJECTS

Project ID#	PROJECT DESCRIPTION	WORK TYPE	RESPONSIBLE AGENCY	BUDGET	TOTAL EXPENDITURES	CURRENT FISCAL YEAR EXPENDITURES	REMAINING BUDGET	PROJECT STATUS
P028209	Pave Whipple Landing Dr. From Georgetown Rd. to the Landing, Pave Parking Area	Paving	County	$ 3,525.00	$ 3,525.00	$ 3,525.00	$ -	Closed
P028317	Construct Robinson Rd	Paving	Town of Lamar	$ 184,884.98	$ 184,884.98	$ 10,773.45	$ -	Closed
P028848	Construct, Pave & Improve Drainage on Cross Swamp Rd Beginning at Tomahawk RD	Paving	County	$ 406,995.25	$ 406,995.25	$ 2,853.56	$ -	Closed
P029232	Prepare parking lot, Lake Darpo for paving	Paving	County	$ 81,190.96	$ 81,190.96	$ -	$ -	Closed
P029463	Parking lot improvement at Groom's Bldg in Lamar	Paving	County	$ 98,377.91	$ 98,377.91	$ 76,636.43	$ -	Closed
P029927	Road improvements to Watts Place	Improvement	County	$ 104,489.70	$ 104,489.70	$ -	$ -	Closed
P030057	Pave parking lot in Dovesville	Paving	County	$ 17,627.41	$ 17,627.41	$ -	$ -	Closed
P030391	Research intersection options at S Sansbury Rd & Blazing Trail Rd.	Research	County	$ 4,411.10	$ 4,411.10	$ 4,411.10	$ -	Closed
P031389	LPP resurface Pisgah Rd, Nettles RD, Persimmons Dr., E Horse Branch etc.	Paving	County	$ 834,197.90	$ 834,197.90	$ -	$ -	Closed
P031726	LPP purchase a screen machine with the County of Darlington	Equipment	County	$ 44,600.00	$ 44,600.00	$ 44,600.00	$ -	Closed
P032414	Pave Underground Branch Rd & Resurface Belle-Aire St.	Resurface	County	$ 350,147.25	$ 350,147.25	$ 350,147.25	$ -	Closed
P036849	Road improvements to Flat Nose Rd	Improvement	County	$ 151,938.00	$ -	$ -	$ 151,938.00	
P037205	Resurface Timberchase Dr, Woodpecker Ln, Bob White Ln, N Timberlake Ln, S Timberlake Ln, Pine Haven Dr, Cardinal Ct & Morning Dove Ln	Resurface	County	$ 150,000.00	$ 150,000.00	$ 150,000.00	$ -	
P037360	Preliminary survey to determine feasibility of road improvements on Bracey Ave, Bruce St & Nicole Cr	Design	County	$ 2,000.00	$ -	$ -	$ 2,000.00	
P037581	Road improvements including drainage & paving of Lide St, Bracey Ave, Nicole Cr, & Bruce St	Paving	County	$ 109,777.85	$ -	$ -	$ 109,777.85	
	TOTALS			$ 2,544,163.31	$ 2,280,447.46	$ 642,946.79	$ 263,715.85	

EXPENDITURES FOR LOCAL PAVING PROJECTS AS PERCENT OF TOTAL INCOME: 48.05%

STATE ROAD PROJECTS

Project ID#	PROJECT DESCRIPTION	WORK TYPE	RESPONSIBLE AGENCY	BUDGET	EXPENDITURES	CURRENT FISCAL YEAR EXPENDITURES	REMAINING BUDGET	PROJECT STATUS
P027483	Resurface S-19 from .08 MI South of SC-340 to .1-MI South of US-401	Resurface	SCDOT	$ 245,000.00	$ -	$ (245,000.00)	$ 245,000.00	Closed
P028748	Resurface S-908,S-909 & S-1243	Resurface	SCDOT	$ 213,506.72	$ 121,684.29	$ 4,772.00	$ 91,822.43	
P029853	Wells St Storm Drain Replacement, joint project (S-185)	Improvement	SCDOT	$ 100,000.00	$ -	$ -	$ 100,000.00	
P030100	Resurface all of portion of S-164,S-1105,S-1106,S-1108,S-1104,S-221,S-166,S-1103, S-109, and S-199	Resurface	SCDOT	$ 327,649.79	$ 302,364.99	$ 14,042.35	$ 25,284.80	
P030712 (B)	Reclamation of Flinns Rd (S-25)	Resurface	SCDOT	$ -	$ -	$ -	$ -	
P032122 (B)	Resurface W Lydia Hwy (US-15)	Resurface	SCDOT	$ 9,741.93	$ -	$ -	$ 9,741.93	
P032312 (A)	Resurface Mechanicsville Hwy (S-892)	Resurface	SCDOT	$ 677,682.81	$ 87,584.76	$ 87,584.76	$ 590,098.05	
P037706	Resurface S-979, S-980, S-982, & S-1252	Resurface	SCDOT	$ 215,000.00	$ -	$ -	$ 215,000.00	
	TOTALS			$ 1,788,581.25	$ 511,634.04	$ (138,600.89)	$ 1,276,947.21	

25% OF COUNTY'S APPORTIONMENT OF 'C' FUNDS, BASED ON BIENNIAL AVERAGE: 28.45%

DARLINGTON COUNTY - CTC ANNUAL C FUND REPORT
JULY 1, 2017 - JUNE 30, 2018
SFY 2015 - 2016 NON-RECURRING FUNDS (H.4230)

Balance of Funds as of July 1, 2017			**$**	**3,298,049.60**
Income:				
Funds Received for Period July 1, 2017 through June 30, 2018	$	-		
Interest Earned for Period July 1, 2017 through June 30, 2018	$	32,245.90		
Total Income			$	32,245.90
Expenses:				
State Road Project Expenditures	$	(2,455,640.44)		
Total Expenditures			$	(2,455,640.44)
Balance of Funds as of June 30, 2018			**$**	**874,655.06**
Funding Commitments:				
State Road Projects	$	849,186.67		
Total Commitments			$	849,186.67
Total Uncommitted Funds Available for New Projects			**$**	**25,468.39**

 PROJECTS FUNDED WITH NON-RECURRINGS FUNDS (H.4230)

STATE ROAD PROJECTS

Project ID#	PROJECT DESCRIPTION	WORK TYPE	RESPONSIBLE AGENCY	BUDGET	EXPENDITURES	CURRENT FISCAL YEAR EXPENDITURES	REMAINING BUDGET	PROJECT STATUS
P029854	Resurface & shoulder paving on Hibiscus R. (S-45)	Resurface	SCDOT	$ 932,191.26	$ 889,825.51	$ 831,563.55	$ 42,365.75	
P030335	Reclamation of Sally Hill Rd (S-30), Resurface Society Hill Rd (S-133)	Resurface	SCDOT	$ 1,579,209.13	$ 1,556,089.81	$ 998,304.80	$ 23,119.32	
P030712 (A)	Reclamation of Flinns Rd (S-25)	Resurface	SCDOT	$ 685,800.29	$ 536,365.43	$ 536,365.43	$ 149,434.86	
P032312 (B)	Resurface Mechanicsville Hwy (S-892)	Resurface	SCDOT	$ 723,673.40	$ 89,406.66	$ 89,406.66	$ 634,266.74	
	TOTALS			$ 3,920,874.08	$ 3,071,687.41	$ 2,455,640.44	$ 849,186.67	

DARLINGTON COUNTY - CTC ANNUAL C FUND REPORT
JULY 1, 2017 - JUNE 30, 2018
SFY 2016 - 2017 NON-RECURRING FUNDS (P117.135)

Balance of Funds as of July 1, 2017			**$**	**908,484.26**
Income:				
Funds Received for Period July 1, 2017 through June 30, 2018	$	-		
Interest Earned for Period July 1, 2017 through June 30, 2018	$	14,459.73		
Total Income			$	14,459.73
Expenses:				
State Road Project Expenditures	$	(817,408.24)		
Total Expenditures			$	(817,408.24)
Balance of Funds as of June 30, 2018			**$**	**105,535.75**
Funding Commitments:				
State Road Projects	$	(89,355.85)		
Total Commitments			$	(89,355.85)
Total Uncommitted Funds Available for New Projects			**$**	**16,179.90**

 PROJECTS FUNDED WITH NON-RECURRINGS FUNDS (P117.135)

STATE ROAD PROJECTS

Project ID#	PROJECT DESCRIPTION	WORK TYPE	RESPONSIBLE AGENCY	BUDGET	EXPENDITURES	CURRENT FISCAL YEAR EXPENDITURES	REMAINING BUDGET	PROJECT STATUS
P032122 (A)	Resurface W Lydia Hwy (US-15)	Resurfacing	SCDOT	$ 906,764.09	$ 817,408.24	$ 817,408.24	$ 89,355.85	
	TOTALS			$ 906,764.09	$ 817,408.24	$ 817,408.24	$ 89,355.85	

SCDOT
South Carolina
Department of Transportation

Certified True and Correct
Batina Feaster, C Program Manager

Batina Feaster
Signature

9-4-2018
Date

DILLON

Chairman Earl L. Gleason Jr.

DILLON COUNTY - CTC ANNUAL C FUND REPORT
JULY 1, 2017 - JUNE 30, 2018
RECURRING FUNDS

Balance of Funds as of July 1, 2017			**$**	**2,468,477.53**
Income:				
Funds Received for Period July 1, 2017 through June 30, 2018	$	838,864.50		
Interest Earned for Period July 1, 2017 through June 30, 2018	$	47,952.27		
Donor Bonus FY 17	$	116,953.35		
Total Income			$	1,003,770.12
Expenses:				
3% Administrative Fees - FY 17	$	(28,018.59)		
Per Diem FY 17-18	$	(6,200.00)		
Administrative Fees FY 17-18	$	(2,000.00)		
Local Paving Project Expenditures	$	(14,864.11)		
State Road Project Expenditures	$	(337,096.24)		
Total Expenditures			$	(388,178.94)
Balance of Funds as of June 30, 2018			**$**	**3,084,068.71**
Funding Commitments:				
Local Paving Projects	$	983,483.55		
State Road Projects	$	2,152,486.93		
Total Committed Funds			$	3,135,970.48
Total Uncommitted Funds Available for New Projects			**$**	**(51,901.77)**

PROJECTS FUNDED WITH RECURRING FUNDS

LOCAL PAVING PROJECTS

Project ID#	PROJECT DESCRIPTION	WORK TYPE	RESPONSIBLE AGENCY	BUDGET	TOTAL EXPENDITURES	CURRENT FISCAL YEAR EXPENDITURES	REMAINING BUDGET	PROJECT STATUS
P028357	Resurface & Repair Joan Dr. & Lave View Elem Driveway	Resurface	County	$ 126,915.00	$ 101,817.39	$ -	$ 25,097.61	
P028620	Pave at Lake View High School Cafereria	Paving	County	$ 12,000.00	$ -	$ -	$ 12,000.00	
P028997	Paving at Lake View Elementary School Parking Lot	Paving	County	$ 50,000.00	$ -	$ -	$ 50,000.00	
P029250	Pave County Dirt Rd Gwen Dr.	Paving	County	$ 715,928.00	$ 35,962.06	$ 14,864.11	$ 679,965.94	
P036998	Pave Grice Ln	Paving	County	$ 216,420.00	$ -	$ -	$ 216,420.00	
	TOTALS			$ 1,121,263.00	$ 137,779.45	$ 14,864.11	$ 983,483.55	

EXPENDITURES FOR LOCAL PAVING PROJECTS AS PERCENT OF TOTAL INCOME: 1.76%

STATE ROAD PROJECTS

Project ID#	PROJECT DESCRIPTION	WORK TYPE	RESPONSIBLE AGENCY	BUDGET	EXPENDITURES	CURRENT FISCAL YEAR EXPENDITURES	REMAINING BUDGET	PROJECT STATUS
0042571	Pave Lucky Run (S-596), Progress St, Cresent Loop (S-743) & construct sidewalk along S-55	Paving/sidewalk	County	$ 365,038.98	$ 365,038.98	$ -	$ -	Closed
P028204	Resurface S-106 &S-558, Pavement preservation on S-70,S-200,S-277,S-594,S-639,S-801 and S-543/07	Resurface	SCDOT	$ 558,633.49	$ 558,633.49	$ -	$ -	Closed
P029221 (A)	Resurface Bascus Rd (S-494) from S-277 to S-484	Resurface	SCDOT	$ 186,062.92	$ 186,062.92	$ (8,995.77)	$ -	
P030490 (C)	Resurface S-36,S-70,S-484,S-524,S-660,S-662,S-742, S-425, S-192 & S-685	Resurface	SCDOT	$ 1,462,678.94	$ 338,516.81	$ 338,516.81	$ 1,124,162.13	
P031786	Tree removal at various locations	Tree Removal	SCDOT	$ 25,000.00	$ 11,275.20	$ 7,075.20	$ 13,724.80	
P031787	Sidewalk repairs at various locations	Sidewalk Repairs	SCDOT	$ 25,000.00			$ 25,000.00	
P032430	Name the portion of Old River Rd from First Loop Rd to SC-41 "Thomas Neal Rogers Highway"	Dedication	SCDOT	$ 500.00	$ 500.00	$ 500.00	$ -	Closed
P037014	Resurface Carolina Church Rd (S-26)	Resurface	SCDOT	$ 409,100.00	$ -	$ -	$ 409,100.00	
P037598	Portion of Mt Calvary Rd (S-44) from Arrie Rd to E Country Club Dr "Henry T. Smith Memorial Road"	Dedication	SCDOT	$ 500.00	$ -	$ -	$ 500.00	
P037826	Reclamation of W Fairfield Rd (S-423)	Reconstruction	County	$ 580,000.00	$ -	$ -	$ 580,000.00	
	TOTALS			$ 3,612,514.33	$ 1,460,027.40	$ 337,096.24	$ 2,152,486.93	

25% OF COUNTY'S APPORTIONMENT OF 'C' FUNDS, BASED ON BIENNIAL AVERAGE: 135.19%

DILLON COUNTY - CTC ANNUAL C FUND REPORT
JULY 1, 2017 - JUNE 30, 2018
SFY 2015 - 2016 NON-RECURRING FUNDS (H.4230)

Balance of Funds as of July 1, 2017			**$**	**1,161,093.22**
Income:				
Funds Received for Period July 1, 2017 through June 30, 2018	$	-		
Interest Earned for Period July 1, 2017 through June 30, 2018	$	13,945.37		
Total Income			$	13,945.37
Expenses:				
State Road Project Expenditures	$	(695,767.29)		
Total Expenditures			$	(695,767.29)
Balance of Funds as of June 30, 2018			**$**	**479,271.30**
Funding Commitments:				
State Road Projects	$	159,956.39		
Total Commitments			$	159,956.39
Total Uncommitted Funds Available for New Projects			**$**	**319,314.91**

 PROJECTS FUNDED WITH NON-RECURRINGS FUNDS (H.4230)

STATE ROAD PROJECTS

Project ID#	PROJECT DESCRIPTION	WORK TYPE	RESPONSIBLE AGENCY	BUDGET	EXPENDITURES	CURRENT FISCAL YEAR EXPENDITURES	REMAINING BUDGET	PROJECT STATUS
P029128	Reconstruct all or a Portion of S-24, S-36, S-215, S-277, S-307, S-415, S-531, S678, S-745, S781, S792 & S-793	Resurface	SCDOT	$ 1,552,273.89	$ 1,398,549.73	$ 105,715.83	$ 153,724.16	
P029221 (B)	Resurface Bascus Rd (S-494) from S-277 to S-484	Resurface	SCDOT	$ 20,000.00	$ 13,767.77	$ 13,767.77	$ 6,232.23	
P030490 (A)	Resurface S-36, S-70, S-484,S-524, S-660, S-662, S-742, S-425, S-192 & S-685	Resurface	SCDOT	$ 576,283.69	$ 576,283.69	$ 576,283.69	$ -	
	TOTALS			$ 2,148,557.58	$ 1,988,601.19	$ 695,767.29	$ 159,956.39	

DILLON COUNTY - CTC ANNUAL C FUND REPORT
JULY 1, 2017 - JUNE 30, 2018
SFY 2016 - 2017 NON-RECURRING FUNDS (P117.135)

Balance of Funds as of July 1, 2017			**$**	**568,437.07**
Income:				
Funds Received for Period July 1, 2017 through June 30, 2018	$	-		
Interest Earned for Period July 1, 2017 through June 30, 2018	$	9,414.70		
Total Income			$	9,414.70
Expenses:				
State Road Project Expenditures	$	(567,360.76)		
Total Expenditures			$	(567,360.76)
Balance of Funds as of June 30, 2018			**$**	**10,491.01**
Funding Commitments:				
State Road Projects	$	-		
Total Commitments			$	-
Total Uncommitted Funds Available for New Projects			**$**	**10,491.01**

 PROJECTS FUNDED WITH NON-RECURRINGS FUNDS (P117.135)

STATE ROAD PROJECTS

Project ID#	PROJECT DESCRIPTION	WORK TYPE	RESPONSIBLE AGENCY	BUDGET	EXPENDITURES	CURRENT FISCAL YEAR EXPENDITURES	REMAINING BUDGET	PROJECT STATUS
P030490 (B)	Resurface S-36,S-70,S-484, S-524,S-660,S-662,S-742 & S-685	Resurface	SCDOT	$ 567,360.76	$ 567,360.76	$ 567,360.76	$ -	
	TOTALS			$ 567,360.76	$ 567,360.76	$ 567,360.76	$ -	

SCDOT
South Carolina
Department of Transportation

Certified True and Correct
Batina Feaster, C Program Manager

Batina Feaster
Signature

9-4-2018
Date

DORCHESTER

Chairman Webb Charpia, JD

DORCHESTER COUNTY - CTC ANNUAL C FUND REPORT
JULY 1, 2017 - JUNE 30, 2018
RECURRING FUNDS

Balance of Funds as of July 1, 2017			**$**	**2,361,654.48**
Income:				
Funds Received for Period July 1, 2017 through June 30, 2018	$	1,640,279.70		
Interest Earned for Period July 1, 2017 through June 30, 2018	$	38,384.15		
Donor Bonus FY 17	$	128,163.28		
Total Income			$	1,806,827.13
Expenses:				
3% Administrative Fees - FY 17	$	(50,804.07)		
Bond Repayment FY 17	$	(147,943.84)		
Administrative Fees FY 17-18	$	(2,000.00)		
Per Diem FY 16-17	$	(450.00)		
Per Diem FY 17-18	$	(5,850.00)		
Local Paving Project Expenditures	$	(1,351,903.25)		
State Road Project Expenditures	$	(226,882.00)		
Total Expenditures			$	(1,785,833.16)
Balance of Funds as of June 30, 2018			**$**	**2,382,648.45**
Funding Commitments:				
Bond Repayment - Due July 2018	$	145,425.00		
Local Paving Projects	$	966,692.86		
State Road Projects	$	1,325,347.63		
Total Committed Funds			$	2,437,465.49
Total Uncommitted Funds Available for New Projects			**$**	**(54,817.04)**

PROJECTS FUNDED WITH RECURRING FUNDS

LOCAL PAVING PROJECTS

Project ID#	PROJECT DESCRIPTION	WORK TYPE	RESPONSIBLE AGENCY	BUDGET	TOTAL EXPENDITURES	CURRENT FISCAL YEAR EXPENDITURES	REMAINING BUDGET	PROJECT STATUS
P030332	Resurface Swift Ct., Ruston Pl, Huston Dr., Cornwell Ct., Sawtooth Ln, Jigsaw Rd, Wainwright Manor, Fripp Ln, Shenandoah Ct, Pressley Ave, Springview Ln, Evesham Dr, York Ct & Alwyn Blvd	Resurface	Summerville	$ 243,323.00	$ 243,323.00	$ 243,323.00	$ -	
P032391	Resurface Compton Crossing, Beaverton Ct, Springbrook Ct, Scalybark Rd, Riverwood Ln, Arrowridge Ct, Wexton Ct, Susan Dr, Dootsie Ct, Trinity Dr, Poplar Cr, Spring Farm Pl, Lewisfield Ct, Sumners Alley, Oak Ln, Maple Dr, Sweetgum Rd, Sage Ln, Jared Ln, Drifters Way, McCandy Ln, Sumters Run, Park Forest Pky, Planters Knoll, Thornhill Dr, Carmelton Dr, Ariel Ct, Storey Rd, Pke Dr, Larson Rd, & Lisa Dr.	Resurface	County	$ 1,108,782.00	$ 1,108,580.25	$ 1,108,580.25	$ 201.75	
P037219	Resurface Carolinian Dr, Blackwater Dr, Capt. Harry Blvd & Whitlow Blvd	Resurface	County	$ 216,491.11	$ -	$ -	$ 216,491.11	
P037426	Resurface Sandridge Rd, Maxwell Rd, Harley Rd, Walker Rd, Cummings Chapel Rd, Southern Magnolia Entrance, Eagle Run Entrance, Bramwell Dr, Deming Way, Hodge Rd, Clark Ln, Swanson Dr, Lawrence Dr, Thomas Dr, St. Germain Dr, Frank Dr & sections of Park Forest Prkwy	Resurface	County	$ 750,000.00	$ -	$ -	$ 750,000.00	
	TOTALS			$ 2,318,596.11	$ 1,351,903.25	$ 1,351,903.25	$ 966,692.86	

EXPENDITURES FOR LOCAL PAVING PROJECTS AS PERCENT OF TOTAL INCOME: 82.08%

STATE ROAD PROJECTS

Project ID#	PROJECT DESCRIPTION	WORK TYPE	RESPONSIBLE AGENCY	BUDGET	EXPENDITURES	CURRENT FISCAL YEAR EXPENDITURES	REMAINING BUDGET	PROJECT STATUS
0039334	Phase I Eagle-Chandler Bridge Creek Trail Project	Enhancement	SCDOT	$ 17,200.00	$ -	$ (14,200.00)	$ 17,200.00	
P030333	Resurface S-187,S-220, S-273,S-172/447 & S-676	Resurface	Summerville	$ 240,582.00	$ 240,582.00	$ 240,582.00	$ -	
P032226	Portion of Old Orangeburg Rd (S-22) from W Butternut Rd to Willow Oaks Ln "Coach Pat Eidson Way"	Dedication	SCDOT	$ 500.00	$ 500.00	$ 500.00	$ -	Closed
P032282	Reimb - Intersection improvement at W Jim Wilton Blvd (US-78) and Doyle St (S-838)	Intersection	County	$ 260,000.00	$ -	$ -	$ 260,000.00	
P032429	Name the intersection of Legare Rd & Jim Bilton Blvd "Claude Major, Jr. Intersection"	Dedication	SCDOT	$ 500.00	$ 500.00	$ -	$ -	Closed
P032501	Resurface S-559, S-612 & S-613	Resurface	SCDOT	$ 204,000.00	$ -	$ -	$ 204,000.00	
P037067 (A)	Resurface a portion of SC-642	Resurface	SCDOT	$ 844,147.63	$ -	$ -	$ 844,147.63	
	TOTALS			$ 1,566,929.63	$ 241,582.00	$ 226,882.00	$ 1,325,347.63	

25% OF COUNTY'S APPORTIONMENT OF 'C' FUNDS, BASED ON BIENNIAL AVERAGE: 36.81%

DORCHESTER COUNTY - CTC ANNUAL C FUND REPORT
JULY 1, 2017 - JUNE 30, 2018
SFY 2015 - 2016 NON-RECURRING FUNDS (H.4230)

Balance of Funds as of July 1, 2017			**$**	**4,800,483.07**
Income:				
Funds Received for Period July 1, 2017 through June 30, 2018	$	-		
Interest Earned for Period July 1, 2017 through June 30, 2018	$	70,732.20		
Total Income			$	70,732.20
Expenses:				
State Road Project Expenditures	$	(2,143,881.58)		
Total Expenditures			$	(2,143,881.58)
Balance of Funds as of June 30, 2018			**$**	**2,727,333.69**
Funding Commitments:				
State Road Projects	$	2,389,530.42		
Total Commitments			$	2,389,530.42
Total Uncommitted Funds Available for New Projects			**$**	**337,803.27**

PROJECTS FUNDED WITH NON-RECURRINGS FUNDS (H.4230)

STATE ROAD PROJECTS

Project ID#	PROJECT DESCRIPTION	WORK TYPE	RESPONSIBLE AGENCY	BUDGET	EXPENDITURES	CURRENT FISCAL YEAR EXPENDITURES	REMAINING BUDGET	PROJECT STATUS
P029496	Resurface S-160,S-72,S207,S-562,S-579,S-458,S-855 etc.	Resurface	SCDOT	$ 3,804,000.00	$ 2,143,881.58	$ 2,143,881.58	$ 1,660,118.42	
P032390	Resurface S-65, S-121, & S-186	Resurface	Summerville	$ 729,412.00	$ -	$ -	$ 729,412.00	
	TOTALS			$ 4,533,412.00	$ 2,143,881.58	$ 2,143,881.58	$ 2,389,530.42	

DORCHESTER COUNTY - CTC ANNUAL C FUND REPORT
JULY 1, 2017 - JUNE 30, 2018
SFY 2016 - 2017 NON-RECURRING FUNDS (P117.135)

Balance of Funds as of July 1, 2017			**$**	**1,111,497.49**
Income:				
Funds Received for Period July 1, 2017 through June 30, 2018	$	-		
Interest Earned for Period July 1, 2017 through June 30, 2018	$	18,859.24		
Total Income			$	18,859.24
Expenses:				
State Road Project Expenditures	$	-		
Total Expenditures			$	-
Balance of Funds as of June 30, 2018			**$**	**1,130,356.73**
Funding Commitments:				
State Road Projects	$	30,000.00		
Total Commitments			$	30,000.00
Total Uncommitted Funds Available for New Projects			**$**	**1,100,356.73**

PROJECTS FUNDED WITH NON-RECURRINGS FUNDS (P117.135)

STATE ROAD PROJECTS

Project ID#	PROJECT DESCRIPTION	WORK TYPE	RESPONSIBLE AGENCY	BUDGET	EXPENDITURES	CURRENT FISCAL YEAR EXPENDITURES	REMAINING BUDGET	PROJECT STATUS
P030685	Resurface & widen Delmar Hwy (SC-165)	Resurface	County	$ -	$ -	$ -	$ -	Deleted
P037067 (B)	Resurface a portion of SC-642	Resurface	SCDOT	$ 30,000.00	$ -	$ -	$ 30,000.00	
	TOTALS			$ 30,000.00	$ -	$ -	$ 30,000.00	

SCDOT
South Carolina
Department of Transportation

Certified True and Correct
Batina Feaster, C Program Manager

Batina Feaster
Signature

9-4-2018
Date

FAIRFIELD

Chairman David R. Williams

FAIRFIELD COUNTY - CTC ANNUAL C FUND REPORT
JULY 1, 2017 - JUNE 30, 2018
RECURRING FUNDS

Balance of Funds as of July 1, 2017			**$**	**1,140,448.11**
Income:				
Funds Received for Period July 1, 2017 through June 30, 2018	$	1,078,540.08		
Interest Earned for Period July 1, 2017 through June 30, 2018	$	15,179.77		
Total Income			$	1,093,719.85
Expenses:				
3% Administrative Fees - FY 17	$	(33,035.68)		
Local Paving Project Expenditures	$	(792,707.30)		
State Road Project Expenditures	$	(438,251.26)		
Total Expenditures			$	(1,263,994.24)
Balance of Funds as of June 30, 2018			**$**	**970,173.72**
Funding Commitements:				
Local Paving Projects	$	653,300.61		
State Road Projects	$	128,433.02		
Total Committed Funds			$	781,733.63
Total Uncommitted Funds Available for New Projects			**$**	**188,440.09**

 PROJECTS FUNDED WITH RECURRING FUNDS

LOCAL PAVING PROJECTS

Project ID#	PROJECT DESCRIPTION	WORK TYPE	RESPONSIBLE AGENCY	BUDGET	TOTAL EXPENDITURES	CURRENT FISCAL YEAR EXPENDITURES	REMAINING BUDGET	PROJECT STATUS
P030606	Initial work on 2017 road paving program	Resurface	County	$ 750,000.00	$ 692,005.62	$ 655,513.53	$ 57,994.38	
P034745	Purchase mini excavation with ditching bucket to maintain ditches on county paved roads	Equipment	County	$ 32,500.00	$ 32,500.00	$ 32,500.00	$ -	Closed
P037034	Develop roads for 2018 Co Paving Program	Paving	County	$ 50,000.00	$ 37,124.76	$ 37,124.76	$ 12,875.24	
P037610	Resurface Wateree Creek Valley, Blue Bird Ln, Spencer Rd, Wynne Ln, Scarlet Ln, Royal Hills Ext, Royal Hills Cr Ext, Chance Ln, Braseley Cr, Roddy Dairy Ln, Serenity Ln, Sanits Dr, Taylor Rd, Winesap Ln, Winesap Rd, Moore Rd, Broach Ln, Windermere Dr, Lavinia Ln & Orchard Dr	Resurface	County	$ 650,000.00	$ 67,569.01	$ 67,569.01	$ 582,430.99	
	TOTALS			$ 1,482,500.00	$ 829,199.39	$ 792,707.30	$ 653,300.61	

EXPENDITURES FOR LOCAL PAVING PROJECTS AS PERCENT OF TOTAL INCOME: 72.75%

STATE ROAD PROJECTS

Project ID#	PROJECT DESCRIPTION	WORK TYPE	RESPONSIBLE AGENCY	BUDGET	EXPENDITURES	CURRENT FISCAL YEAR EXPENDITURES	REMAINING BUDGET	PROJECT STATUS
P028333	Resurface Syrup Mill Rd (S-93/115)	Resurface	SCDOT	$ 80,922.00	$ 80,922.00	$ -	$ -	
P028804	Sidewalk Adjacent to SC-215	Sidewalk	SCDOT	$ 50,000.00	$ 50,000.00	$ -	$ -	
P029378 (B)	Reclamation/Resurface of Landis Rd and Old 21 (S-48)	Resurface	SCDOT	$ 179,930.95	$ 179,930.95	$ -	$ -	
P030607 (C)	Resurface S-21 from Longtown Rd - US-21	Resurface	County	$ 93,401.30	$ 81,521.07	$ 81,521.07	$ 11,880.23	
P032528	TAP sidewalk project for the Town of Ridgeway	Sidewalk	County	$ 25,000.00	$ -	$ -	$ 25,000.00	
P032529	Reclamation & Resurfacing of W High St (S-111)	Resurface	County	$ 354,517.54	$ 354,517.54	$ 354,517.54	$ -	Closed
P034746	TAP - repair/replace sidewalk along state roads in the Town of Ridgeway	Sidewalk	County	$ 18,765.44	$ -	$ -	$ 18,765.44	
P037246	Pave & related work on Broome Mill Rd (S-323)	Resurface	County	$ 75,000.00	$ 2,212.65	$ 2,212.65	$ 72,787.35	
	TOTALS			$ 877,537.23	$ 749,104.21	$ 438,251.26	$ 128,433.02	

25% OF COUNTY'S APPORTIONMENT OF 'C' FUNDS, BASED ON BIENNIAL AVERAGE: 25.00%

FAIRFIELD COUNTY - CTC ANNUAL C FUND REPORT
JULY 1, 2017 - JUNE 30, 2018
SFY 2015 - 2016 NON-RECURRING FUNDS (H.4230)

Balance of Funds as of July 1, 2017			**$**	**(340,226.70)**
Income:				
Funds Received for Period July 1, 2017 through June 30, 2018	$	-		
Interest Earned for Period July 1, 2017 through June 30, 2018	$	33.06		
Total Income			$	33.06
Expenses:				
State Road Project Expenditures	$	340,215.87		
Total Expenditures			$	340,215.87
Balance of Funds as of June 30, 2018			**$**	**22.23**
Funding Commitments:				
State Road Projects	$	-		
Total Commitments			$	-
Total Uncommitted Funds Available for New Projects			**$**	**22.23**

 PROJECTS FUNDED WITH NON-RECURRINGS FUNDS (H.4230)

STATE ROAD PROJECTS

Project ID#	PROJECT DESCRIPTION	WORK TYPE	RESPONSIBLE AGENCY	BUDGET	EXPENDITURES	CURRENT FISCAL YEAR EXPENDITURES	REMAINING BUDGET	PROJECT STATUS
P029378	Reclamation/Resurface of Landis Rd (S-48) and Old 21 (S-21)	Resurface	SCDOT	$ 2,598,668.38	$ 2,598,668.38	$ -	$ -	
P030607 (B)	Resurface S-21 from Longtown Rd - US-21	Resurface	County	$ 499,040.36	$ 499,040.36	$ (340,215.87)	$ -	
	TOTALS			$ 3,097,708.74	$ 3,097,708.74	$ (340,215.87)	$ -	

FAIRFIELD COUNTY - CTC ANNUAL C FUND REPORT
JULY 1, 2017 - JUNE 30, 2018
SFY 2016 - 2017 NON-RECURRING FUNDS (P117.135)

Balance of Funds as of July 1, 2017			**$**	**730,847.66**
Income:				
Funds Received for Period July 1, 2017 through June 30, 2018	$	-		
Interest Earned for Period July 1, 2017 through June 30, 2018	$	1,748.17		
Total Income			$	1,748.17
Expenses:				
State Road Project Expenditures	$	(732,558.34)		
Total Expenditures			$	(732,558.34)
Balance of Funds as of June 30, 2018			**$**	**37.49**
Funding Commitments:				
State Road Projects	$	-		
Total Commitments			$	-
Total Uncommitted Funds Available for New Projects			**$**	**37.49**

PROJECTS FUNDED WITH NON-RECURRINGS FUNDS (P117.135)

STATE ROAD PROJECTS

Project ID#	PROJECT DESCRIPTION	WORK TYPE	RESPONSIBLE AGENCY	BUDGET	EXPENDITURES	CURRENT FISCAL YEAR EXPENDITURES	REMAINING BUDGET	PROJECT STATUS
P030607 (A)	Resurface S-21 from Longtown Rd - US-21	Resurface	County	$ 732,558.34	$ 732,558.34	$ 732,558.34	$ -	
	TOTALS			$ 732,558.34	$ 732,558.34	$ 732,558.34	$ -	

SCDOT
South Carolina
Department of Transportation

Certified True and Correct
Batina Feaster, C Program Manager

Batina Feaster
Signature

9-4-2018
Date

FLORENCE

Chairman Sherwin Welch

FLORENCE COUNTY - CTC ANNUAL C FUND REPORT
JULY 1, 2017 - JUNE 30, 2018
RECURRING FUNDS

Balance of Funds as of July 1, 2017			**$**	**4,657,628.96**
Income:				
Funds Received for Period July 1, 2017 through June 30, 2018	$	2,097,161.26		
Interest Earned for Period July 1, 2017 through June 30, 2018	$	70,963.83		
Donor Bonus FY 17	$	487,292.20		
			$	2,655,417.29
Expenses:				
3% Administrative Fees - FY 17	$	(68,998.28)		
Per Diem FY17-18	$	(1,425.00)		
Local Paving Project Expenditures	$	(550,598.82)		
State Road Project Expenditures	$	(2,740,777.91)		
Total Expenditures			$	(3,361,800.01)
Balance of Funds as of June 30, 2018			**$**	**3,951,246.24**
Funding Commitments:				
Local Paving Projects	$	335,921.95		
State Road Projects	$	3,738,368.05		
Total Committed Funds			$	4,074,290.00
Total Uncommitted Funds Available for New Projects			**$**	**(123,043.76)**

PROJECTS FUNDED WITH RECURRING FUNDS

LOCAL PAVING PROJECTS

Project ID#	PROJECT DESCRIPTION	WORK TYPE	RESPONSIBLE AGENCY	BUDGET	TOTAL EXPENDITURES	CURRENT FISCAL YEAR EXPENDITURES	REMAINING BUDGET	PROJECT STATUS
P029908	Resurface Timrod Park Dr & Yellowstone Dr.	Resurface	City of Florence	$ 287,820.77	$ 287,820.77	$ 287,820.77	$ -	Closed
P031785	Resurface Buchanan Dr., Millstone Dr., & Frontage	Resurface	City of Florence	$ 268,700.00	$ 262,778.05	$ 262,778.05	$ 5,921.95	
P032159	Resurface Bentree Ln	Resurface	City of Florence	$ 130,000.00	$ -	$ -	$ 130,000.00	
P037809	Repair/improve roadway entrance at Veteran Affair's Bldg off Sally Hill Farms Blvd	Repair/Improve	County	$ 200,000.00	$ -	$ -	$ 200,000.00	
	TOTALS			$ 886,520.77	$ 550,598.82	$ 550,598.82	$ 335,921.95	

EXPENDITURES FOR LOCAL PAVING PROJECTS AS PERCENT OF TOTAL INCOME: 26.02%

STATE ROAD PROJECTS

Project ID#	PROJECT DESCRIPTION	WORK TYPE	RESPONSIBLE AGENCY	BUDGET	EXPENDITURES	CURRENT FISCAL YEAR EXPENDITURES	REMAINING BUDGET	PROJECT STATUS
P028393	Resurface Campbranch Rd (S-56) & Big Swamp Rd (S-164)	Resurface	SCDOT	$ 1,238,766.82	$ 1,106,334.34	$ 3,481.50	$ 132,432.48	
P028544	Intersection of N Old Georgetown Rd & US-378 "Deputy Joseph C. Antwine Memorial Intersection"	Dedication	SCDOT	$ 500.00	$ -	$ -	$ 500.00	
P028623	Oakland Ave from Norfolk st. to Wilson Rd "Reverend Dr. Vandroth Backus Way - A Montford Point Marine"	Dedication	SCDOT	$ 500.00	$ 500.00	$ 500.00	$ -	Closed
P028819	Install Pipe on Matthews Rd (S-278) from SC-341 to S-1425	Install Pipe	SCDOT	$ 1,125,768.75	$ 1,025,721.37	$ -	$ 100,047.38	
P029478	Resurface S-234, S-869, S-926, S-1044, SC-327,S-291,S-1045 etc	Resurface	SCDOT	$ 1,334,117.09	$ 1,214,546.61	$ 427,754.14	$ 119,570.48	
P029745	Portion of SC-51 that runs 200Yds North & 200 Yds South of Elizabeth Baptist Church "Reverend Solomon Eaddy Sr. Highway"	Dedication	SCDOT	$ 500.00	$ 500.00	$ 500.00	$ -	Closed
P029791	Resurface Seven Mile Rd (S-105) & Gaillard St (S-153)	Resurface	SCDOT	$ 576,047.61	$ 367,551.47	$ 331,548.50	$ 208,496.14	
P030105	Portion of Alligator Rd from Savannah Grove Rd to Whippoorwill Rd "Dr. Ralph W. Canty, Sr. Highway"	Dedication	SCDOT	$ 500.00	$ 500.00	$ 500.00	$ -	Closed
P030148	Resurface S-829, S-875, & S-1283	Resurface	SCDOT	$ 229,414.01	$ 229,414.01	$ 151,741.89	$ -	
P030286	Portion of US-76 from Timmonsville City Limit to I-95 "Reverend Dr. Henry B. Peoples Highway"	Dedication	SCDOT	$ 500.00	$ 500.00	$ 500.00	$ -	Closed
P030287	Portion of Pamplico Hwy from Flowers Rd to Branch Rd "Chief Apostle Fred Graham Highway"	Dedication	SCDOT	$ 500.00	$ -	$ -	$ 500.00	
P030288	Portion of Pine St from S church St. to S Jeffords St. in the City of Florence "Edward 'Ed' Robinson Way"	Dedication	SCDOT	$ 500.00	$ 500.00	$ 500.00	$ -	Closed
P031899	Resurface N Coit (US-52 Conn)	Resurface	SCDOT	$ 818,939.53	$ 284,527.35	$ 233,343.63	$ 534,412.18	

STATE ROAD PROJECTS (Continued)

Project ID#	PROJECT DESCRIPTION	WORK TYPE	RESPONSIBLE AGENCY	BUDGET	EXPENDITURES	CURRENT FISCAL YEAR EXPENDITURES	REMAINING BUDGET	PROJECT STATUS
P032236	Portion of 7 Mile Rd from SC-51 to N Old River Rd "Corporal Thomas William Spears Memorial Rd"	Dedication	SCDOT	$ 500.00	$ 500.00	$ 500.00	$ -	Closed
P032278	Resurface N Edisto Dr (S-172), Pineland Ave (S-209) & Pine Needles Rd (S-650)	Resurface	SCDOT	$ 526,532.05	$ 32,908.25	$ 32,908.25	$ 493,623.80	
P032279 (B)	Resurface Francis Marion Rd (SC-327)	Resurface	SCDOT	$ 179,614.63	$ -	-	$ 179,614.63	
P032280	Construct turn lanes on US-76 at the intersection with S-1381	Turn Lanes	SCDOT	$ 850,000.00	$ 55,000.00	$ 55,000.00	$ 795,000.00	Hold
P032445	Bridge on Old River Rd that crosses Barfield Mill Creek "William Clyde Graham Bridge"	Dedication	SCDOT	$ 500.00	$ 500.00	$ 500.00	$ -	Closed
P032446	Wilson Rd from Irby St to Oakland Ave "Elder Elijah Green Way"	Dedication	SCDOT	$ 500.00	$ 500.00	$ 500.00	$ -	Closed
P032447	Bridge on US-76 over Jefferies Creek "John 'Jack' Moulton Robinson, Jr. Bridge"	Dedication	SCDOT	$ 500.00	$ 500.00	$ 500.00	$ -	Closed
P034717	Intersection improvement at I-20 spur & Bentree Ln & at US-76 & Bentree Ln	Intersection Improvement	SCDOT	$ 1,500,000.00	$ 1,500,000.00	$ 1,500,000.00	$ -	
P036914 (B)	Resurface all or a portion of S-329, S-830, S-1273, S-1295, S-1558 & S-1564	Resurface	SCDOT	$ 288,670.96	$ -	$ -	$ 288,670.96	
P037504	Portion of E Cheves St from E Palmetto St to Dargan St "James M. Keith Boulevard"	Dedication	SCDOT	$ 500.00	$ 500.00	$ 500.00	$ -	Closed
P037597	Portion of N McQueen St (S-953) from W Lucas St to W Sumter St "Reverend Edward Hezekiah Thomas Way"	Dedication	SCDOT	$ 500.00	$ -	$ -	$ 500.00	
P037788	Resurface S-269, S-577 & S-888	Resurface	SCDOT	$ 885,000.00	$ -	$ -	$ 885,000.00	
	TOTALS			$ 9,559,371.45	$ 5,821,003.40	$ 2,740,777.91	$ 3,738,368.05	

25% OF COUNTY'S APPORTIONMENT OF 'C' FUNDS, BASED ON BIENNIAL AVERAGE: 120.44%

FLORENCE COUNTY - CTC ANNUAL C FUND REPORT
JULY 1, 2017 - JUNE 30, 2018
SFY 2015 - 2016 NON-RECURRING FUNDS (H.4230)

Balance of Funds as of July 1, 2017			**$**	**4,263,827.51**
Income:				
Funds Received for Period July 1, 2017 through June 30, 2018	$	-		
Interest Earned for Period July 1, 2017 through June 30, 2018	$	38,912.30		
Total Income			$	38,912.30
Expenses:				
State Road Project Expenditures	$	(3,267,472.76)		
Total Expenditures			$	(3,267,472.76)
Balance of Funds as of June 30, 2018			**$**	**1,035,267.05**
Funding Commitments				
State Road Projects	$	996,354.75		
Total Commitments			$	996,354.75
Total Uncommitted Funds Available for New Projects			**$**	**38,912.30**

 PROJECTS FUNDED WITH NON-RECURRINGS FUNDS (H.4230)

STATE ROAD PROJECTS

Project ID#	PROJECT DESCRIPTION	WORK TYPE	RESPONSIBLE AGENCY	BUDGET	EXPENDITURES	CURRENT FISCAL YEAR EXPENDITURES	REMAINING BUDGET	PROJECT STATUS
P029479	Resurface Old Wallace Greg Rd & Sally Hill Rd (S-918)	Resurface	SCDOT	$ 1,569,475.54	$ 1,365,930.86	$ 118,305.88	$ 203,544.68	
P029792	Resurface S-537,S-147,S-55 & S-488	Resurface	SCDOT	$ 2,667,461.22	$ 2,622,353.74	$ 2,109,858.88	$ 45,107.48	
P031900	Resurface S-1295, S-237, S-575, S-46 & S-167	Resurface	SCDOT	$ 1,571,926.98	$ 1,137,553.43	$ 1,039,308.00	$ 434,373.55	
P036914 (A)	Resurface all or a portion of S-329, S-830, S-1273, S-1295, S-1558 & S-1564	Resurface	SCDOT	$ 313,329.04	$ -	$ -	$ 313,329.04	
	TOTALS			$ 6,122,192.78	$ 5,125,838.03	$ 3,267,472.76	$ 996,354.75	

FLORENCE COUNTY - CTC ANNUAL C FUND REPORT
JULY 1, 2017 - JUNE 30, 2018
SFY 2016 - 2017 NON-RECURRING FUNDS (P117.135)

Balance of Funds as of July 1, 2017			**$**	**1,421,092.69**
Income:				
Funds Received for Period July 1, 2017 through June 30, 2018	$	-		
Interest Earned for Period July 1, 2017 through June 30, 2018	$	23,212.88		
Total Income			$	23,212.88
Expenses:				
State Road Project Expenditures	$	(88,531.42)		
Total Expenditures			$	(88,531.42)
Balance of Funds as of June 30, 2018			**$**	**1,355,774.15**
Funding Commitments:				
State Road Projects	$	(1,327,971.32)		
Total Commitments			$	(1,327,971.32)
Total Uncommitted Funds Available for New Projects			**$**	**27,802.83**

 PROJECTS FUNDED WITH NON-RECURRINGS FUNDS (P117.135)

STATE ROAD PROJECTS

Project ID#	PROJECT DESCRIPTION	WORK TYPE	RESPONSIBLE AGENCY	BUDGET	EXPENDITURES	CURRENT FISCAL YEAR EXPENDITURES	REMAINING BUDGET	PROJECT STATUS
P032279 (A)	Resurface Francis Marion Rd (SC-327)	Resurface	SCDOT	$ 1,416,502.74	$ 88,531.42	88,531.42	$ 1,327,971.32	
	TOTALS			$ 1,416,502.74	$ 88,531.42	88,531.42	$ 1,327,971.32	

South Carolina
Department of Transportation

Certified True and Correct
Batina Feaster, C Program Manager

Batina Feaster
Signature

9-4-2018
Date

GEORGETOWN

Chairman Woodrow Doby

GEORGETOWN COUNTY - CTC ANNUAL C FUND REPORT
JULY 1, 2017 - JUNE 30, 2018
RECURRING FUNDS

Balance of Funds as of July 1, 2017			**$**	**4,588,411.66**
Income:				
Funds Received for Period July 1, 2017 through June 30, 2018	$	1,512,952.05		
Interest Earned for Period July 1, 2017 through June 30, 2018	$	79,476.36		
Total Income			$	1,592,428.41
Expenses:				
3% Administrative Fees - FY 17	$	(47,900.21)		
Local Paving Project Expenditures	$	(524,489.35)		
State Road Project Expenditures	$	(574,921.32)		
Total Expenditures			$	(1,147,310.88)
Balance of Funds as of June 30, 2018			**$**	**5,033,529.19**
Funding Commitments:				
Local Paving Projects	$	2,832,835.33		
State Road Projects	$	1,847,044.93		
Total Committed Funds			$	4,679,880.26
Total Uncommitted Funds Available for New Projects			**$**	**353,648.93**

 PROJECTS FUNDED WITH RECURRING FUNDS

LOCAL PAVING PROJECTS

Project ID#	PROJECT DESCRIPTION	WORK TYPE	RESPONSIBLE AGENCY	BUDGET	TOTAL EXPENDITURES	CURRENT FISCAL YEAR EXPENDITURES	REMAINING BUDGET	PROJECT STATUS
P029022	Pave Co roads Maidenbush Rd, Proverbs Ln, Rufus Loop, Lawhorn Loop etc.	Paving	County	$ 1,423,683.33	$ 177,121.55	$ 55,443.00	$ 1,246,561.78	
P029414	Provide Wear Deck Resurfacing & Maintenance to the 4 bridges on Summergate Rd.	resurface	County	$ 236,202.00	$ 236,202.00	$ 219,352.00	$ -	Closed
P029415	Pave James Dr & Miller Rd	Paving	County	$ 325,000.00	$ 34,370.75	$ 17,370.75	$ 290,629.25	
P029653	Resurface Grate Ave, Brown Bark Ln, S First St etc	Resurface	County	$ 668,800.00	$ 423,528.20	$ 19,650.00	$ 245,271.80	
P030559	Construct Ethel Tr & Evans Place	Paving	County	$ 449,000.00	$ 47,692.50	$ 10,765.00	$ 401,307.50	
P030560	PE for plans/options for drainage & shoulder improvements on Grate Ave	Survey	County	$ 23,350.00	$ 23,350.00	$ 20,661.60	$ -	
P030561	Install reflective pvmt markers on Center Rd	Maintenance	County	$ 5,000.00	$ -	$ -	$ 5,000.00	
P030852	Resurface Goude Rd, Lachicotte Dr & Waverly Rd.	Resurface	County	$ 181,247.00	$ 181,247.00	$ 181,247.00	$ -	Closed
P036894	Asphalt repairs and/or pavement markers on Deer Springs Loop, Meadow St, Pond Rd & Mandarin Ct	Maintenance	County	$ 23,542.00	$ -	$ -	$ 23,542.00	
P037110	Pave Cove Lane	Paving	County	$ 283,523.00	$ -	$ -	$ 283,523.00	
P037582	Pave Sandy Knowe Ln	Paving	County	$ 337,000.00	$ -	$ -	$ 337,000.00	
	TOTALS			$ 3,956,347.33	$ 1,123,512.00	$ 524,489.35	$ 2,832,835.33	

EXPENDITURES FOR LOCAL PAVING PROJECTS AS PERCENT OF TOTAL INCOME: 34.59%

 PROJECTS FUNDED WITH RECURRING FUNDS

STATE ROAD PROJECTS

Project ID#	PROJECT DESCRIPTION	WORK TYPE	RESPONSIBLE AGENCY	BUDGET	EXPENDITURES	CURRENT FISCAL YEAR EXPENDITURES	REMAINING BUDGET	PROJECT STATUS
P027667	Resurface all/or portion of S-310,S-831,S-279,S-578,S-64,S-143, S-67, S-58 & S-834	Resurface	SCDOT	$ 1,572,104.62	$ 1,572,104.62	$ -	$ -	Closed
P028854	Portion of S-6 from Georgetown/Williamsburg Co Line to rose Hill church Near S-585 "John James Snow II and John James Snow III (Bubber) Highway"	Dedication	SCDOT	$ 250.00	$ 250.00	$ 250.00	$ -	Closed
P029697	Construct Acceleration & Deceleration Lanes along US-17 at the entrance to Applegate Ct near Murrells Inlet	Improvement	SCDOT	$ 355,099.11	$ 264,202.73	$ 244,317.18	$ 90,896.38	
P029704 (B)	Resurface Choppee Rd (S-4) & Powell Rd (S-24)	Resurface	SCDOT	$ 1,104,846.95	$ -	$ -	$ 1,104,846.95	
P030290	Portion of Sims St in City of Georgetown From N Congdon St to N Merriman Rd "Marine Corporal Nathaniel Jackson Memorial Street"	Dedication	SCDOT	$ 500.00	$ 500.00	$ 500.00	$ -	Closed
P030589	Resurface S-77 & S-101 in Town of Andrews	Resurface	SCDOT	$ 498,541.34	$ 217,239.74	$ 186,080.91	$ 281,301.60	
P032162 (B)	Resurface US-17	Resurface	SCDOT	$ 69,964.04	$ 69,964.04	$ 93,273.23	$ -	
P032222	Reimb - Construct 4 crosswalks across US-17 Bus in Murrells Inlet	Crosswalks	County	$ 50,000.00	$ 50,000.00	$ 50,000.00	$ -	Closed
P037222	Resurface a portion Old Kings Hwy (S-1057)	Resurface	SCDOT	$ 100,000.00	$ -	$ -	$ 100,000.00	
P037474	Signalization, resurfacing & striping on Old Kings Hwy (S-391), Hwy 17 Bypass (US-17), Riverwood Dr (S-1018) and Macklen Ave (S-559)	Improvement	County	$ 270,000.00	$ -	$ -	$ 270,000.00	
P037505	Portion of N Causeway Dr (S-46) from US-17 to Myrtle Ave "Linwood Altman Causeway"	Dedication	SCDOT	$ 500.00	$ 500.00	$ 500.00	$ -	Closed
	TOTALS			$ 4,021,806.06	$ 2,174,761.13	$ 574,921.32	$ 1,847,044.93	

25% OF COUNTY'S APPORTIONMENT OF 'C' FUNDS, BASED ON BIENNIAL AVERAGE: 62.76%

GEORGETOWN COUNTY - CTC ANNUAL C FUND REPORT
JULY 1, 2017 - JUNE 30, 2018
SFY 2015 - 2016 NON-RECURRING FUNDS (H.4230)

Balance of Funds as of July 1, 2017			**$**	**4,080,157.23**
Income:				
Funds Received for Period July 1, 2017 through June 30, 2018	$	-		
Interest Earned for Period July 1, 2017 through June 30, 2018	$	67,084.57		
Total Income			$	67,084.57
Expenses:				
State Road Project Expenditures	$	(2,566,043.25)		
Total Expenditures			$	(2,566,043.25)
Balance of Funds as of June 30, 2018			**$**	**1,581,198.55**
Funding Commitments:				
State Road Projects	$	1,501,885.93		
Total Commitments			$	1,501,885.93
Total Uncommitted Funds Available for New Projects			**$**	**79,312.62**

 PROJECTS FUNDED WITH NON-RECURRINGS FUNDS (H.4230)

STATE ROAD PROJECTS

Project ID#	PROJECT DESCRIPTION	WORK TYPE	RESPONSIBLE AGENCY	BUDGET	EXPENDITURES	CURRENT FISCAL YEAR EXPENDITURES	REMAINING BUDGET	PROJECT STATUS
P029704 (A)	Resurface Choppee Rd (S-4) & Powell Rd (S-24)	Resurface	SCDOT	$ 4,412,780.92	$ 2,910,894.99	$ 2,566,043.25	$ 1,501,885.93	
	TOTALS			$ 4,412,780.92	$ 2,910,894.99	$ 2,566,043.25	$ 1,501,885.93	

GEORGETOWN COUNTY - CTC ANNUAL C FUND REPORT
JULY 1, 2017 - JUNE 30, 2018
SFY 2016 - 2017 NON-RECURRING FUNDS (P117.135)

Balance of Funds as of July 1, 2017			**$**	**1,025,216.86**
Income:				
Funds Received for Period July 1, 2017 through June 30, 2018	$	-		
Interest Earned for Period July 1, 2017 through June 30, 2018	$	14,586.49		
Total Income			$	14,586.49
Expenses:				
State Road Project Expenditures	$	(1,001,216.86)		
Total Expenditures			$	(1,001,216.86)
Balance of Funds as of June 30, 2018			**$**	**38,586.49**
Funding Commitements:				
State Road Projects	$	24,000.00		
Total Commitments			$	24,000.00
Total Uncommitted Funds Available for New Projects			**$**	**14,586.49**

PROJECTS FUNDED WITH NON-RECURRINGS FUNDS (P117.135)

STATE ROAD PROJECTS

Project ID#	PROJECT DESCRIPTION	WORK TYPE	RESPONSIBLE AGENCY	BUDGET	EXPENDITURES	CURRENT FISCAL YEAR EXPENDITURES	REMAINING BUDGET	PROJECT STATUS
P032162 (A)	Resurface US-17	Resurface	SCDOT	$ 1,025,216.86	$ 1,001,216.86	$ 1,001,216.86	$ 24,000.00	
	TOTALS			$ 1,025,216.86	$ 1,001,216.86	$ 1,001,216.86	$ 24,000.00	

SCDOT
South Carolina
Department of Transportation

Certified True and Correct
Batina Feaster, C Program Manager

Batina Feaster
Signature

9-4-2018
Date

HAMPTON

Chairman Charlie I. Crews

HAMPTON COUNTY - CTC ANNUAL C FUND REPORT
JULY 1, 2017 - JUNE 30, 2018
RECURRING FUNDS

Balance of Funds as of July 1, 2017			**$**	**1,990,207.50**
Income:				
Funds Received for Period July 1, 2017 through June 30, 2018	$	846,354.38		
Interest Earned for Period July 1, 2017 through June 30, 2018	$	34,869.21		
Total Income			$	881,223.59
Expenses:				
3% Administrative Fees - FY 17	$	(26,489.44)		
Local Paving Project Expenditures	$	(363,210.45)		
State Road Project Expenditures	$	(237,087.98)		
Total Expenditures			$	(626,787.87)
Balance of Funds as of June 30, 2018			**$**	**2,244,643.22**
Funding Commitments:				
Local Paving Projects	$	910,508.55		
State Road Projects	$	1,433,201.94		
Total Committed Funds			$	2,343,710.49
Total Uncommitted Funds Available for New Projects			**$**	**(99,067.27)**

 PROJECTS FUNDED WITH RECURRING FUNDS

LOCAL PAVING PROJECTS

Project ID#	PROJECT DESCRIPTION	WORK TYPE	RESPONSIBLE AGENCY	BUDGET	TOTAL EXPENDITURES	CURRENT FISCAL YEAR EXPENDITURES	REMAINING BUDGET	PROJECT STATUS
P028700	Rock & Pave dirt parking area at Sherriff's Office	Paving	County	$ 90,000.00	$ -	$ -	$ 90,000.00	
P030180	Pave Clifton Dr & Lonesome dove Ln	Paving	County	$ 136,625.00	$ 136,625.00	$ -	$ -	Closed
P030342	Puchase large rock for washed out roads	Material	County	$ 14,000.00	$ -	$ -	$ 14,000.00	
P030814	Purchase Pipe for Hampton Co Paving Project	Material	County	$ 42,000.00	$ -	$ -	$ 42,000.00	
P030822	Resurface King Cr, Jumper St, Oliver St., Susanne st & Short St, Rock & Pave Fairway Dr. etc.	Resurface	County	$ 426,400.00	$ 363,210.45	$ 363,210.45	$ 63,189.55	
P037644	Rock & pipe the following roads: Yasmin St, Fields St, Walker St, Hidden Acres, Winnie Tr, Shed Rd, Wilkins St, Suzie Dr, Gaddie Ln, Hadwin Cr, Fern Gully Dr, Pecan St, Dennis Blvd & Reed St	Maintenance	County	$ 247,394.00	$ -	$ -	$ 247,394.00	
P037645	Inventory & condition assessment of county roads	Inventory	County	$ 68,500.00	$ -	$ -	$ 68,500.00	
P037646	Pave Suzie Dr, Gaddie Ln, Hadwin Cr, Fern Gully Dr, Wilkins St, Pecan St, Dennis Blvd & Reed St	Paving	County	$ 385,425.00	$ -	$ -	$ 385,425.00	
	TOTALS			$ 1,410,344.00	$ 499,835.45	$ 363,210.45	$ 910,508.55	

EXPENDITURES FOR LOCAL PAVING PROJECTS AS PERCENT OF TOTAL INCOME: 42.43%

STATE ROAD PROJECTS

Project ID#	PROJECT DESCRIPTION	WORK TYPE	RESPONSIBLE AGENCY	BUDGET	EXPENDITURES	CURRENT FISCAL YEAR EXPENDITURES	REMAINING BUDGET	PROJECT STATUS
P027508	Resurface S-34,S-60,S-358,S-545,602 &S-768	Resurface	SCDOT	$ 231,497.29	$ 111,038.84	$ 1,150.00	$ 120,458.45	
P027540	Install Sidewalk Along US-601 from S-128 to Near S-281, Town of Furman	Sidewalk	SCDOT	$ 162,502.21	$ 143,119.87	$ -	$ 19,382.34	
P029928	Resurface S-429,S-50 & S-48	Resurface	SCDOT	$ 759,194.00	$ 47,449.63	$ 47,449.63	$ 711,744.37	
P030380	Restructure Interchange at US-278 &SC-63	Interchange	Town of Varnville	$ 47,500.00	$ 47,500.00	$ 47,500.00	$ -	Closed
P030820 (B)	Resurface US-278 from Brunson to Hampton	Resurface	SCDOT	$ 224,605.13	$ 40,988.35	$ 40,988.35	$ 183,616.78	
P030907	Enhancement - Install sidewalks & Lights in Town of E	Enhancement	SCDOT	$ 100,000.00	$ 100,000.00	$ 100,000.00	$ -	
P032223	Construct 360' sidewalk & roadway improvements on Lee Ave (S-11)	Improvements	SCDOT	$ 88,000.00	$ -	$ -	$ 88,000.00	
P037584	Resurface Pocotaligo Rd (S-593) and Peeples Cemetery Rd (S-483)	Resurface	SCDOT	$ 210,000.00	$ -	$ -	$ 210,000.00	
P037643	TAP for Town of Gifford - sidewalk along US-321	Sidewalk	SCDOT	$ 100,000.00	$ -	$ -	$ 100,000.00	
	TOTALS			$ 1,923,298.63	$ 490,096.69	$ 237,087.98	$ 1,433,201.94	

25% OF COUNTY'S APPORTIONMENT OF 'C' FUNDS, BASED ON BIENNIAL AVERAGE: 44.57%

HAMPTON COUNTY - CTC ANNUAL C FUND REPORT
JULY 1, 2017 - JUNE 30, 2018
SFY 2015 - 2016 NON-RECURRING FUNDS (H.4230)

Balance of Funds as of July 1, 2017			**$**	**2,478,005.00**
Income:				
Funds Received for Period July 1, 2017 through June 30, 2018	$	-		
Interest Earned for Period July 1, 2017 through June 30, 2018	$	42,072.01		
Total Income			$	42,072.01
Expenses:				
State Road Project Expenditures	$	(75,403.80)		
Total Expenditures			$	(75,403.80)
Balance of Funds as of June 30, 2018			**$**	**2,444,673.21**
Funding Commitments:				
State Road Projects	$	1,088,296.55		
Total Commitments			$	1,088,296.55
Total Uncommitted Funds Available for New Projects			**$**	**1,356,376.66**

 PROJECTS FUNDED WITH NON-RECURRINGS FUNDS (H.4230)

STATE ROAD PROJECTS

Project ID#	PROJECT DESCRIPTION	WORK TYPE	RESPONSIBLE AGENCY	BUDGET	EXPENDITURES	CURRENT FISCAL YEAR EXPENDITURES	REMAINING BUDGET	PROJECT STATUS
P029929	Construct Pocotaligo Rd.	Improvement	SCDOT	$ 2,850.69	$ 2,850.69	$ 2,850.69	$ -	Closed
P030821	Resurface Bo Peep Rd, Halls Mill Rd, Locust St and C	Resurface	SCDOT	$ 1,160,849.66	$ 72,553.11	$ 72,553.11	$ 1,088,296.55	
	TOTALS			$ 1,163,700.35	$ 75,403.80	$ 75,403.80	$ 1,088,296.55	

HAMPTON COUNTY - CTC ANNUAL C FUND REPORT
JULY 1, 2017 - JUNE 30, 2018
SFY 2016 - 2017 NON-RECURRING FUNDS (P117.135)

Balance of Funds as of July 1, 2017			**$**	**573,512.41**
Income:				
Funds Received for Period July 1, 2017 through June 30, 2018	$	-		
Interest Earned for Period July 1, 2017 through June 30, 2018	$	9,731.02		
Total Income			$	9,731.02
Expenses:				
State Road Project Expenditures	$	(6,831.39)		
Total Expenditures			$	(6,831.39)
Balance of Funds as of June 30, 2018			**$**	**576,412.04**
Funding Commitments:				
State Road Projects	$	(533,679.25)		
Total Commitments			$	(533,679.25)
Total Uncommitted Funds Available for New Projects			**$**	**42,732.79**

PROJECTS FUNDED WITH NON-RECURRINGS FUNDS (P117.135)

STATE ROAD PROJECTS

Project ID#	PROJECT DESCRIPTION	WORK TYPE	RESPONSIBLE AGENCY	BUDGET	EXPENDITURES	CURRENT FISCAL YEAR EXPENDITURES	REMAINING BUDGET	PROJECT STATUS
P030820 (A)	Resurface US-278 from Brunson to Hampton	Resurface	SCDOT	$ 540,510.64	$ 6,831.39	$ 6,831.39	$ 533,679.25	
	TOTALS			$ 540,510.64	$ 6,831.39	$ 6,831.39	$ 533,679.25	

South Carolina
Department of Transportation

Certified True and Correct
Batina Feaster, C Program Manager

Batina Feaster
Signature

9-4-2018
Date

HORRY

Chairman George Rayford Vereen

HORRY COUNTY - CTC ANNUAL C FUND REPORT
JULY 1, 2017 - JUNE 30, 2018
RECURRING FUNDS

Balance of Funds as of July 1, 2017			**$**	**12,513,244.32**
Income:				
Funds Received for Period July 1, 2017 through June 30, 2018	$	3,640,072.76		
Interest Earned for Period July 1, 2017 through June 30, 2018	$	231,245.67		
Donor Bonus FY 17	$	1,842,565.58		
Total Income			$	5,713,884.01
Expenses:				
3% Administrative Fees - FY 17	$	(150,323.26)		
Per diem FY17-18	$	(23,300.00)		
Admin Fees FY 17-18	$	(2,000.00)		
Local Paving Project Expenditures	$	(1,914,288.94)		
State Road Project Expenditures	$	(2,117,746.20)		
Total Expenditures			$	(4,207,658.40)
Balance of Funds as of June 30, 2018			**$**	**14,019,469.93**
Funding Commitments:				
Local Paving Projects	$	2,282,293.04		
State Road Projects	$	10,491,714.37		
Total Committed Funds			$	12,774,007.41
Total Uncommitted Funds Available for New Projects			**$**	**1,245,462.52**

 PROJECTS FUNDED WITH RECURRING FUNDS

LOCAL PAVING PROJECTS

Project ID#	PROJECT DESCRIPTION	WORK TYPE	RESPONSIBLE AGENCY	BUDGET	TOTAL EXPENDITURES	CURRENT FISCAL YEAR EXPENDITURES	REMAINING BUDGET	PROJECT STATUS
6042282	Pave a portion of Punk Rd, including Part 3, 50/50 cost share between CTC & Horry County council	Paving	County	$ 341,250.00	$ 301,028.12	$ -	$ 40,221.88	
P027473	Pave Temple Dr. located in the Longs Area	Paving	SCDOT	$ 141,750.00	$ 112,891.77	$ 111,391.77	$ 28,858.23	
P027474	Pave Levon Cr located in the Longs area	Paving	County	$ 105,000.00	$ 80,108.11	$ 74,585.61	$ 24,891.89	
P027841	Pave Church Landing Rd	Paving	County	$ 89,561.19	$ 89,561.19	$ (125.00)	$ -	Closed
P028844	Pave Strawbetty Rd	Paving	County	$ 379,295.00	$ 352,225.39	$ 40,019.96	$ 27,069.61	
P029017	Road Plan Yr 17, 17 roads for improvements	Improvement	County	$ 500,000.00	$ 500,000.00	$ 2,589.23	$ -	Closed
P029662	Resurface 16th Ave S, 1st Ave N, 6th Ave N, Lakeside Dr., 4th Ave N & Cherry Dr.	Resurface	Surfside Beach	$ 225,000.00	$ 225,000.00	$ 225,000.00	$ -	Closed
P029770	Construct & Pave Saw Horse Rd	Paving	County	$ 115,850.00	$ 106,939.13	$ 74,699.40	$ 8,910.87	
P029772	Road Improvements Plan Blain Ln, Fraizer Ln, Open Mileage, Bill Grissett Rd, Blue Sky Rd, Brinkley Rd, Garden Springs, Holmes Ave, No Name, Roper Ln, Waccamaw Dr, & Barts Rd	Improvement	County	$ 500,000.00	$ 466,465.95	$ 466,465.95	$ 33,534.05	
P029850	Resurface Allied Dr. & Century Ct. in Atlantic Center Industrial park	Resurface	County	$ 454,000.00	$ 429,049.97	$ -	$ 24,950.03	
P031856	Road improvements to Ray Ave, Ladson Ave, Jenkins Dr, Cherokee St, Hiland Ave, Woodcreek Ln, Rosehip Ct, Turtle Dr, Turtle St, Whistle Shop Rd, Westridge Blvd, Patricia Dr, & Collins St	Improvement	City of Conway	$ 192,925.00	$ 192,925.00	$ 192,925.00	$ -	Closed
P032225	Pave Bellamy Cr & Livingston Ln	Paving	County	$ 269,750.00	$ 36,927.63	$ 36,927.63	$ 232,822.37	
P032229	Improvements to 3rd Ave between US-17 & Poplar Dr	Improvement	Town of Surfside Beach	$ 225,000.00	$ -	$ -	$ 225,000.00	
P036845	Resurface 45th Ave S, Hilton Dr, 2nd Ave N, & 7th Ave S	Resurface	City/N Myrtle Beach	$ 261,330.00	$ -	$ -	$ 261,330.00	
P036848	Asphalt only for parent loops at St. James Middle School, St. James Elem. School, & N Myrtle Beach Middle School	Resurface	Horry Co School District	$ 375,000.00	$ 375,000.00	$ 375,000.00	$ -	
P036993	Construct & pave access road to Ebtron Inc. industry at Bonnie Bay Rd & Hwy 701	Paving	County	$ 200,000.00	$ 36,000.00	$ 36,000.00	$ 164,000.00	
P037028	Resurface city streets, asphalt repairs; sidewalk repairs; small & medium drainage improvements - match w/City	Improvement	City of Conway	$ 240,434.50	$ -	.	$ 240,434.50	
P037336	Pave the remaining section of Old Crane Rd	Paving	County	$ 175,000.00	$ -	$ -	$ 175,000.00	
P037337	Horry County Road Plan - Year 19	Paving	County	$ 500,000.00	$ 278,809.39	$ 278,809.39	$ 221,190.61	
P037596	Sidewalks, crosswalks & c&g on various roads; road and driveway improvements at Horry-Georgetown Tech	Improvement	Horry-Georgetown Tech College	$ 544,808.00	$ -	$ -	$ 544,808.00	
P037760	Pipe a portion of ditch along Saw Horse Rd adjacent to the new North Strand Nissan Delership in Little River	Drainage	County	$ 29,271.00	$ -	$ -	$ 29,271.00	
	TOTALS			$ 5,865,224.69	$ 3,582,931.65	$ 1,914,288.94	$ 2,282,293.04	

EXPENDITURES FOR LOCAL PAVING PROJECTS AS PERCENT OF TOTAL INCOME: **52.76%**

 PROJECTS FUNDED WITH RECURRING FUNDS

STATE ROAD PROJECTS

Project ID#	PROJECT DESCRIPTION	WORK TYPE	RESPONSIBLE AGENCY	BUDGET	EXPENDITURES	CURRENT FISCAL YEAR EXPENDITURES	REMAINING BUDGET	PROJECT STATUS
7040972	Bridge to be constructed that crosses intra-coastal waterway along SC-31 the "Colonel Howard Darst Barnard III Bridge"	Dedication	SCDOT	$ 500.00	$ -	$ -	$ 500.00	
0042320	Repair 320' of sidewalk along S-48	Sidewalk	SCDOT	$ 15,800.00	$ 15,800.00	$ 15,800.00	$ -	Closed
P026994	Reconstruct 850' of N Ocean Blvd (SC-73) with drainage/pedestraian & bicycle improvements	Improvement	Myrtle Beach	$ 229,589.53	$ 229,589.53	$ -	$ -	Closed
P027239	Install & Repair sidewalk along Broad St. and Railroad Ave (US-710)	Sidewalk	SCDOT	$ -	$ -	$ -	$ -	Deleted
P028394	Resurface Nichols Hwy, Dunn shortcut Rd & Spring Branch Rd. (S-23)	Resurface	SCDOT	$ 2,022,230.40	$ 1,789,735.21	$ 487,052.49	$ 232,495.19	
P028715	Portion of Green Sea Rd from SC-917 to US-701 "Dennis E. Phipps Highway"	Dedication	SCDOT	$ 500.00	$ 500.00	$ 500.00	$ -	Closed
P028918	Consruct a Deceleration Lane off the Northbound Lane of W State Hwy 9 at Kayla Lane	Deceleration Lane	County	$ 174,356.09	$ 174,356.09	$ -	$ -	Closed
P028985	Road improvements to include storm drainage, Pavement & Sidewalks on 11th Ave. (S-94)	Improvement	N Myrtle Beach	$ 205,081.00	$ -	$ -	$ 205,081.00	
P029197	Install round-about at the intersection of Singleton Ridge Rd, Technology Blvd & William Finlayson Rd, (S-1121)	Improvement	SCDOT	$ 505,000.00	$ 355,000.00	$ -	$ 150,000.00	
P029242	Extend Streetscape Project Phase III on 8th Ave in the Town of Aynor (S-24)	Enhancement	SCDOT	$ 96,809.00	$ 68,802.11	$ (28,006.89)	$ 28,006.89	
P029526	Drainage improvements at 16th & McKeithan St, Temple St at Bayside, Dillon St & Bayside & Live Oak (S-153)	Drainage	Conway	$ 35,000.00	$ 35,000.00	$ 7,135.14	$ -	Closed
P029604	Widen 11th Ave N & S Ocean Blvd (S-94) to include Raised Median, Left & Right turn Lanes, C&G etc	Resurface/widen	N Myrtle Beach	$ 1,000,000.00	$ -	$ -	$ 1,000,000.00	
P029827 (B)	Resurface Norton Rd S-73) MP 4.03-MP 6.74	Resurface	SCDOT	$ 801,602.85	$ -	$ -	$ 801,602.85	
P030062 (B)	Resurface a section of S-129 from US-501 to S-130	Resurface	SCDOT	$ 239,019.00	$ -	$ -	$ 239,019.00	
P030808	Resurface Tory Hill & Janette St (S-1239)	Resurface	SCDOT	$ 209,098.46	$ 143,212.62	$ 143,212.62	$ 65,885.84	
P030811	Install crosswalk across Southern leg of US-17 BUS, g	Crosswalk	SCDOT	$ 37,500.00	$ 20,634.08	$ 20,634.08	$ 16,865.92	
P031855	Install sidewalks along US-501	Sidewalk	SCDOT	$ 146,763.77	$ 146,763.77	$ -	$ -	Closed
P031857	Road improvements to include resurfacing, asphalt & sidewalk repairs & drainage on S-96, S-488, S-386, S-1202/1203, S-485 & US-378	Improvement	City of Conway	$ 91,000.00	$ 91,000.00	$ 91,000.00	$ -	Closed
P031858	Resurface a portion of S-1342	Resurface	SCDOT	$ 118,677.33	$ 107,485.22	$ 107,485.22	$ 11,192.11	
P032434 (B)	Resurface S-44 & S-461	Resurface	SCDOT	$ -	$ -	$ -	$ -	
P032439	Install emergency traffic signal at new fire station on Hwy 544	Signal	County	$ 150,000.00	$ 69,927.50	$ 69,927.50	$ 80,072.50	
P032440 (B)	Resuface US-701 & SC-905 -	Resurface	SCDOT	$ 401,936.56	$ -	$ -	$ 401,936.56	
P032441	Resurface S-1125, S-851, & S-582	Resurface	SCDOT	$ 144,867.30	$ 9,054.21	$ 9,054.21	$ 135,813.09	
P032448	Intersection at SC-129 & Vaught Rd the "Lonnie Hoyt Martin Intersection"	Dedication Sign	SCDOT	$ 500.00	$ 500.00	$ 500.00	$ -	Closed
P032531	Funds toward E Coast Greenway Extension - sidewalk on Waccamaw Dr (S-155) in Garden City	Sidewalk	SCDOT	$ 443,641.38	$ 443,641.38	$ 443,641.38	$ -	

 PROJECTS FUNDED WITH RECURRING FUNDS

STATE ROAD PROJECTS (CONTINUED)

Project ID#	PROJECT DESCRIPTION	WORK TYPE	RESPONSIBLE AGENCY	BUDGET	EXPENDITURES	CURRENT FISCAL YEAR EXPENDITURES	REMAINING BUDGET	PROJECT STATUS
P033603	Resurface a section of Good Luck Rd (S-569)	Resurface	SCDOT	$ 498,661.75	$ 31,166.36	$ 31,166.36	$ 467,495.39	
P036844	Resurface S-251, S-528, S-1108 & S-1275	Resurface	City/N Myrtle Beach	$ 310,740.00	$ -	$ -	$ 310,740.00	
P036846	Resurface SC-65, S-318, S-319, S-781, S-1259, S-37, S-198, S-1075 & S-811	Resurface	City/N Myrtle Beach	$ 662,806.15	$ 662,806.15	$ 662,806.15	$ -	Closed
P036847	Resurface a section of Good Luck Rd (S-569), Walnut St (S-145) and Jenerette St (S-412)	Resurface	SCDOT	$ 891,483.08	$ 55,717.69	$ 55,717.69	$ 835,765.39	
P037029	Resurface state roads; asphalt repairs; small & medium drainage repairs; & serveying - match w/City	Improvements	City of Conway	$ 135,656.50	$ -	$ -	$ 135,656.50	
P037030	Resurface Melody Ln (S-517), Poplar Dr (S-1273) & N Cedar Dr (S-473)	Resurface	Town of Surfside Beach	$ 250,000.00	$ -	$ -	$ 250,000.00	
P037031	Resurface a section of Elvington Rd (S-400)	Resurface	SCDOT	$ 749,421.00	$ -	$ -	$ 749,421.00	
P037032	Install crossover on Hwy 9 just west of the park at Long Bay	Crossover	County	$ 160,000.00	$ -	$ -	$ 160,000.00	
P037033	Intersection improvement at S-57 & S-111, left turn lanes on all approaches	Intersection Improvement	SCDOT	$ 1,192,013.39	$ -	$ -	$ 1,192,013.39	
P037100	Resurface a portion of Cultra Rd (S-165)	Resurface	SCDOT	$ 1,228,658.00	$ -	$ -	$ 1,228,658.00	
P037343	Dedication - bridge that spans the Intracoastal Waterway along SC-9 "Captain Archie Neil 'Poo' McLauchlin Swing Bridge"	Dedication Sign	SCDOT	$ 500.00	$ -	$ -	$ 500.00	
P037364	Reimb - signalization & intersection improvements on E Hwy 9 across the road from McLeod Seacoast Hospital	Intersection Improvement	County	$ 800,000.00	$ 120.25	$ 120.25	$ 799,879.75	
P037432	Intersection of Glenns Bay Rd & US-17 Bypass "Gavin Brunetti Intersection"	Dedication Sign	SCDOT	$ 500.00	$ -	$ -	$ 500.00	
P037502	Portion of SC-129 from US-501 to Golden Leaf Rd "James Benny Andrew Highway"	Dedication Sign	SCDOT	$ 500.00	$ -	$ -	$ 500.00	
P037503	Intersection at SC-9 & Hwy S-410 "Deputy Sheriff Timothy Causey Memorial Intersection"	Dedication Sign	SCDOT	$ 500.00	$ -	$ -	$ 500.00	
P037587	Coastal Carolina Univ Safety project on SC-544 - approx. 100 yds east of Founders Dr to the "Y" intersection of US-501 Bus. To include turn lanes, sidewalks, crosswalks & median	Safety - sidewalk	SCDOT	$ 300,000.00	$ -	$ -	$ 300,000.00	
P037590	Name the intersection at Cates Bay Hwy (S-135) & Firehouse Rd "James Ronald Hucks Memorial Intersection"	Dedication Sign	SCDOT	$ 500.00	$ -	$ -	$ 500.00	
P037624	Portion of US-378 from US-501 to El Bethel Rd "Loris Eargle Highway"	Dedication Sign	SCDOT	$ 500.00	$ -	$ -	$ 500.00	
P037761	Resurface Powell Rd (S-790) and Church Rd (S-791)	Resurface	SCDOT	$ 690,614.00	$ -	$ -	$ 690,614.00	
	TOTALS			$ 14,942,526.54	$ 4,450,812.17	$ 2,117,746.20	$ 10,491,714.37	

25% OF COUNTY'S APPORTIONMENT OF 'C' FUNDS, BASED ON BIENNIAL AVERAGE: 134.62%

HORRY COUNTY - CTC ANNUAL C FUND REPORT
JULY 1, 2017 - JUNE 30, 2018
SFY 2015 - 2016 NON-RECURRING FUNDS (H.4230)

Balance of Funds as of July 1, 2017			**$**	**6,265,467.84**
Income:				
Funds Received for Period July 1, 2017 through June 30, 2018	$	-		
Interest Earned for Period July 1, 2017 through June 30, 2018	$	75,445.66		
Total Income			$	75,445.66
Expenses:				
State Road Project Expenditures	$	(2,930,916.53)		
Total Expenditures			$	(2,930,916.53)
Balance of Funds as of June 30, 2018			**$**	**3,409,996.97**
FUNDING COMMITMENTS				
State Road Projects	$	3,379,565.57		
Total Commitments			$	3,379,565.57
Total Uncommitted Funds Available for New Projects			**$**	**30,431.40**

 PROJECTS FUNDED WITH NON-RECURRINGS FUNDS (H.4230)

STATE ROAD PROJECTS

Project ID#	PROJECT DESCRIPTION	WORK TYPE	RESPONSIBLE AGENCY	BUDGET	EXPENDITURES	CURRENT FISCAL YEAR EXPENDITURES	REMAINING BUDGET	PROJECT STATUS
P029108	Resurface Nichols Hwy (S-23), Fair Bluff Hwy & Sea Breeze Rd, S-128,S-763 & S-224	Resurface	SCDOT	$ 1,741,409.82	$ 1,736,692.05	$ 1,130,448.78	$ 4,717.77	
P029244	Resurface Pee Dee (S-24) hwy from Pauley Swamp Rd to US-378	Resurface	SCDOT	$ 1,406,641.52	$ 1,303,867.20	$ 80,279.86	$ 102,774.32	
P029529	Relocate Water&Sewer lines for bridge replacement over Crabtree Swamp & Grier Swamp on Long Ave ext. (S-106)	Relocation of lines	City of Conway	$ 210,000.00	$ 209,418.00	$ 9,418.00	$ 582.00	
P029647	Resurface S-291, S-193, S-338 & in the Town of Aynor	Resurface	SCDOT	$ 351,527.69	$ 206,900.08	$ 153,529.60	$ 144,627.61	
P029649	Resurface S-271, S-473 & S-628	Resurface	Surfside Beach	$ 200,000.00	$ 200,000.00	$ 200,000.00	$ -	Closed
P029663	Resurface S-1352, S-731, S-730 & S-721	Resurface	Surfside Beach	$ 175,000.00	$ 175,000.00	$ 14,560.85	$ -	Closed
P029664	Resurface S-145 & S-412	Resurface	SCDOT	$ 262,883.24	$ 41,944.93	$ 41,944.93	$ 220,938.31	
P029703	Resurface all or a portion of S-195,S-24,S-32,S-220 &S-29	Resurface	SCDOT	$ 1,271,746.68	$ 1,116,505.26	$ 418,404.72	$ 155,241.42	
P029827 (A)	Resurface Norton Rd MP4.93-MP6.74 & S-1136	Resurface	SCDOT	$ 1,497,632.00	$ 609,563.91	$ 609,563.91	$ 888,068.09	
P030061	Resurface & Improve 2 sec of 9th St in City of Conway (S-29)	Resurface	SCDOT	$ 539,260.67	$ 59,628.19	$ 59,628.19	$ 479,632.48	
P030062 (A)	Resurface a section of S-129 from US-501 to S-130	Resurface	SCDOT	$ 693,183.24	$ 66,926.83	$ 66,926.83	$ 626,256.41	
P030809	Resurface Cypress Ave (S-154) from US-17 BUS to S-155	Resurface	SCDOT	$ 304,617.39	$ 108,815.82	$ 108,815.82	$ 195,801.57	
P032434 (A)	Resurface S-44 & S-461	Resurface	SCDOT	$ 598,320.63	$ 37,395.04	$ 37,395.04	$ 560,925.59	
	TOTALS			$ 9,252,222.88	$ 5,872,657.31	$ 2,930,916.53	$ 3,379,565.57	

HORRY COUNTY - CTC ANNUAL C FUND REPORT
JULY 1, 2017 - JUNE 30, 2018
SFY 2016 - 2017 NON-RECURRING FUNDS (P117.135)

Balance of Funds as of July 1, 2017			**$**	**2,466,610.86**
Income:				
Funds Received for Period July 1, 2017 through June 30, 2018	$	-		
Interest Earned for Period July 1, 2017 through June 30, 2018	$	40,068.85		
Total Income			$	40,068.85
Expenses:				
State Road Project Expenditures	$	(327,320.65)		
Total Expenditures			$	(327,320.65)
Balance of Funds as of June 30, 2018			**$**	**2,179,359.06**
Funding Commitments:				
State Road Projects	$	(2,017,950.91)		
Total Commitments			$	(2,017,950.91)
Total Uncommitted Funds Available for New Projects			**$**	**161,408.15**

PROJECTS FUNDED WITH NON-RECURRINGS FUNDS (P117.135)

STATE ROAD PROJECTS

Project ID#	PROJECT DESCRIPTION	WORK TYPE	RESPONSIBLE AGENCY	BUDGET	EXPENDITURES	CURRENT FISCAL YEAR EXPENDITURES	REMAINING BUDGET	PROJECT STATUS
P030810	Resurface US-501/SC-544 for 0.5 MI	Resurface	SCDOT	$ 312,991.83	$ 43,483.49	$ 43,483.49	$ 269,508.34	
P032100	Resurface a section of Roberts Rd (S-1148)	Resurface	SCDOT	$ 423,104.15	$ 158,142.65	$ 158,142.65	$ 264,961.50	
P032440 (A)	Resuface US-701 & SC-905	Resurface	SCDOT	$ 1,609,175.58	$ 125,694.51	$ 125,694.51	$ 1,483,481.07	
	TOTALS			$ 2,345,271.56	$ 327,320.65	$ 327,320.65	$ 2,017,950.91	

South Carolina
Department of Transportation

Certified True and Correct
Batina Feaster, C Program Manager

Batina Feaster
Signature

9-4-2018
Date

JASPER

Chairman D. Thomas Johnson Jr.

JASPER COUNTY - CTC ANNUAL C FUND REPORT
JULY 1, 2017 - JUNE 30, 2018
RECURRING FUNDS

Balance of Funds as of July 1, 2017			**$**	**3,040,060.11**
Income:				
Funds Received for Period July 1, 2017 through June 30, 2018	$	883,803.67		
Interest Earned for Period July 1, 2017 through June 30, 2018	$	51,238.08		
Return of Funds from P026834	$	300,000.00		
Total Income			$	1,235,041.75
Expenses:				
3% Administrative Fees - FY 17	$	(28,096.23)		
Local Paving Project Expenditures	$	(855,540.90)		
State Road Project Expenditures	$	(67,286.71)		
Total Expenditures			$	(950,923.84)
Balance of Funds as of June 30, 2018			**$**	**3,324,178.02**
Funding Commitments:				
Local Paving Projects	$	107,802.55		
State Road Projects	$	950,997.29		
Total Committed Funds			$	1,058,799.84
Total Uncommitted Funds Available for New Projects			**$**	**2,265,378.18**

PROJECTS FUNDED WITH RECURRING FUNDS

LOCAL PAVING PROJECTS

Project ID#	PROJECT DESCRIPTION	WORK TYPE	RESPONSIBLE AGENCY	BUDGET	TOTAL EXPENDITURES	CURRENT FISCAL YEAR EXPENDITURES	REMAINING BUDGET	PROJECT STATUS
P027272	Replace/Install Road signs for 911 system	Signs	County	$ 20,000.00	$ 16,513.00	$ 6,961.40	$ 3,487.00	
P028800	Roadway Improvements to serve Cypress Ridge Industrial Park	Improvement	County	$ 400,000.00	$ 400,000.00	$ 360,000.00	$ -	Closed
P028801	Construct pedestrian & drainage facilities along James L. Taylor Dr.	Enhancement	SCDOT	$ -	$ -	$ (50,000.00)	$ -	Closed
P029287	Improvement to extension of Cypress Ridge Dr.	Improvement	County	$ 195,982.28	$ 195,982.28	$ 64,230.59	$ -	Closed
P029844	Purchase Rock for Dirt Roads	Material	County	$ 150,000.00	$ 149,844.81	$ 56,509.27	$ 155.19	
P030690	Service contract to prioritize county roads	Survey	County	$ 65,000.00	$ 65,000.00	$ 65,000.00	$ -	Closed
P031985	Improvements to entrance at Cypress Ridge Business Industrial Park	Improvement	County	$ 300,000.00	$ 297,570.00	$ 297,570.00	$ 2,430.00	
P037305	Purchase Rock for Dirt Roads	Improvement	County	$ 150,000.00	$ 55,269.64	$ 55,269.64	$ 94,730.36	
P037464	Fabricate & erect street signs throughout county	Signs	County	$ 7,000.00	$ -	$ -	$ 7,000.00	
	TOTALS			$ 1,287,982.28	$ 1,180,179.73	$ 855,540.90	$ 107,802.55	

EXPENDITURES FOR LOCAL PAVING PROJECTS AS PERCENT OF TOTAL INCOME: 93.10%

STATE ROAD PROJECTS

Project ID#	PROJECT DESCRIPTION	WORK TYPE	RESPONSIBLE AGENCY	BUDGET	EXPENDITURES	CURRENT FISCAL YEAR EXPENDITURES	REMAINING BUDGET	PROJECT STATUS
P029646 (B)	Resurface Pine Arbor Rd. (S-304)	Resurface	SCDOT	$ -	$ -	$ -	$ -	Closed
P030693 (B)	Resurface Hwy 3	Resurface	SCDOT	$ 858,134.00	$ -	$ -	$ 858,134.00	
P032507	Purchase aggregate for Stock Farm Rd	Direct Labor	SCDOT	$ 50,000.00	$ 48,936.71	$ 48,936.71	$ 1,063.29	
P037001	TAP - Charlest St - McTeer St Downtown sidewalk grant, sidewalks & pedestrian lighting on Charles St (S-135), Garr Ln (S-178/S-384), 1st St (S-133), Hare St (S-130) & McTeer St (S-134)	Sidewalk	SCDOT	$ 50,000.00	$ -	$ -	$ 50,000.00	
P037015	Repair James L. Taylor Dr - drainage & surface repair	Improvement	Town of Ridgeland	$ -	$ -	$ -	$ -	Deleted
P037321	PE service contract for installation of signal at US-278 & Jaguar Trail	Signal	County	$ 59,900.00	$ 18,100.00	$ 18,100.00	$ 41,800.00	
P037344	Bridge that crosses the New River at the Beaufort/Jasper county line along SC-46 "Melanie Lowther Memorial Bridge"	Dedication Sign	SCDOT	$ 250.00	$ 250.00	$ 250.00	$ -	Closed
	TOTALS			$ 1,018,284.00	$ 67,286.71	$ 67,286.71	$ 950,997.29	

25% OF COUNTY'S APPORTIONMENT OF 'C' FUNDS, BASED ON BIENNIAL AVERAGE: 44.65%

JASPER COUNTY - CTC ANNUAL C FUND REPORT
JULY 1, 2017 - JUNE 30, 2018
SFY 2015 - 2016 NON-RECURRING FUNDS (H.4230)

Balance of Funds as of July 1, 2017			**$**	**1,380,371.18**
Income:				
Funds Received for Period July 1, 2017 through June 30, 2018	$	-		
Interest Earned for Period July 1, 2017 through June 30, 2018	$	12,195.87		
Total Income			$	12,195.87
Expenses:				
State Road Project Expenditures	$	(1,201,404.58)		
Total Expenditures			$	(1,201,404.58)
Balance of Funds as of June 30, 2018			**$**	**191,162.47**
Funding Commitments:				
State Road Projects	$	153,397.58		
Total Commitments			$	153,397.58
Total Uncommitted Funds Available for New Projects			**$**	**37,764.89**

PROJECTS FUNDED WITH NON-RECURRINGS FUNDS (H.4230)

STATE ROAD PROJECTS

Project ID#	PROJECT DESCRIPTION	WORK TYPE	RESPONSIBLE AGENCY	BUDGET	EXPENDITURES	CURRENT FISCAL YEAR EXPENDITURES	REMAINING BUDGET	PROJECT STATUS
P029507 (A)	Resurface S-29,S-32,S-34,S-38,S-59,S-65,S-67, S-73, S-95, S-133, S-148, S-178, S-298, S-299, S-300, S-301, S-384 & S-421	Resurface	SCDOT	$ 2,360,444.27	$ 2,207,046.69	$ 1,201,404.58	$ 153,397.58	
P029646 (A)	Resurface Pine Arbor Rd. (S-304)	Resurface	SCDOT	$ 311,272.44	$ 311,272.44	$ -	$ -	Closed
	TOTALS			$ 2,671,716.71	$ 2,518,319.13	$ 1,201,404.58	$ 153,397.58	

JASPER COUNTY - CTC ANNUAL C FUND REPORT
JULY 1, 2017 - JUNE 30, 2018
SFY 2016 - 2017 NON-RECURRING FUNDS (P117.135)

Balance of Funds as of July 1, 2017			**$**	**598,889.06**
Income:				
Funds Received for Period July 1, 2017 through June 30, 2018	$	-		
Interest Earned for Period July 1, 2017 through June 30, 2018	$	10,161.58		
Total Income			$	10,161.58
Expenses:				
State Road Project Expenditures	$	-		
Total Expenditures			$	-
Balance of Funds as of June 30, 2018			**$**	**609,050.64**
FUNDING COMMITMENTS				
State Road Projects	$	590,000.00		
Total Commitments			$	590,000.00
Total Uncommitted Funds Available for New Projects			**$**	**19,050.64**

PROJECTS FUNDED WITH NON-RECURRINGS FUNDS (P117.135)

STATE ROAD PROJECTS

Project ID#	PROJECT DESCRIPTION	WORK TYPE	RESPONSIBLE AGENCY	BUDGET	EXPENDITURES	CURRENT FISCAL YEAR EXPENDITURES	REMAINING BUDGET	PROJECT STATUS
P030693	Resurface Hwy 3	Resurface	SCDOT	$ 590,000.00	$ -	$ -	$ 590,000.00	
	TOTALS			$ 590,000.00	$ -	$ -	$ 590,000.00	

South Carolina
Department of Transportation

Certified True and Correct
Batina Feaster, C Program Manager

Batina Feaster
Signature

9-4-2018
Date

KERSHAW

Chairman Tom Hammond

KERSHAW COUNTY - CTC ANNUAL C FUND REPORT
JULY 1, 2017 - JUNE 30, 2018
RECURRING FUNDS

Balance of Funds as of July 1, 2017			**$**	**3,935,783.32**
Income:				
Funds Received for Period July 1, 2017 through June 30, 2018	$	1,482,992.61		
Interest Earned for Period July 1, 2017 through June 30, 2018	$	64,238.82		
Total Income			$	1,547,231.43
Expenses:				
3% Administrative Fees - FY 17	$	(46,792.61)		
Per Diem Fees - FY 17-18	$	-		
Local Paving Project Expenditures	$	(1,078,010.97)		
State Road Project Expenditures	$	(114,979.69)		
Total Expenditures			$	(1,239,783.27)
Balance of Funds as of June 30, 2018			**$**	**4,243,231.48**
Funding Commitmentst:				
Local Paving Projects	$	2,249,379.47		
State Road Projects	$	1,179,392.36		
Total Committed Funds			$	3,428,771.83
Total Uncommitted Funds Available for New Projects			**$**	**814,459.65**

 PROJECTS FUNDED WITH RECURRING FUNDS

LOCAL PAVING PROJECTS

Project ID#	PROJECT DESCRIPTION	WORK TYPE	RESPONSIBLE AGENCY	BUDGET	TOTAL EXPENDITURES	CURRENT FISCAL YEAR EXPENDITURES	REMAINING BUDGET	PROJECT STATUS
P028929	Construct the Extension of Steeple Chase Industrial Park Rd to the intersection of Corporate Dr.	Improvement	County	$ 250,000.00	$ 250,000.00	$ -	$ -	Closed
P030485	Purchase & Apply Calcium Chloride on county dirt roads	Material	County	$ 50,000.00	$ 40,502.96	$ 31,964.36	$ 9,497.04	
P031901	Relocate utility lines on Whitehead Rd	Relocation	County	$ 20,835.08	$ 20,835.08	$ 20,835.08	$ -	Closed
P032022	PE for resurfacing of Kings Grant Dr & Azalea Dr	Design	County	$ 29,900.00	$ 29,900.00	$ 29,900.00	$ -	Closed
P032136	Pave Whitehead Rd	Paving	County	$ 641,434.66	$ 641,434.66	$ 641,434.66	$ -	Closed
P032235	Design, survey work & construction of Tremble Branch Rd (phase 2)	Improvement	County	$ 889,163.80	$ 79,182.00	$ 79,182.00	$ 809,981.80	
P032299	Resurface Azalea Dr & Kings Grant Rd	Resurface	County	$ 299,499.00	$ 177,694.87	$ 177,694.87	$ 121,804.13	
P032452	Construct & pave Spitzer St, Anderson Ct, & Morgan Ln	Pave	County	$ 533,000.00	$ 83,000.00	$ 83,000.00	$ 450,000.00	
P036767	To scope & design section 2A of Tremble Branch Rd	Design	County	$ 14,000.00	$ 14,000.00	$ 14,000.00	$ -	
P036909	Purchase & Apply Calcium Chloride on county dirt roads	Material	County	$ 50,000.00	$ -	$ -	$ 50,000.00	
P037145	Drainage improvements at Whitehead Rd at Kershaw West Park	Drainage	County	$ -	$ -	$ -	$ -	Deleted
P037146	PE Services to resurface Ashley Creek	Resurface	County	$ 20,000.00	$ -	$ -	$ 20,000.00	
P037221	Pave Spitzer St	Pave	County	$ 533,546.50	$ -	$ -	$ 533,546.50	
P037352	Resurface Ashley Creek Dr	Resurface	County	$ 254,550.00	$ -	$ -	$ 254,550.00	
	TOTALS			$ 3,585,929.04	$ 1,336,549.57	$ 1,078,010.97	$ 2,249,379.47	

EXPENDITURES FOR LOCAL PAVING PROJECTS AS PERCENT OF TOTAL INCOME: 70.97%

PAGE 3 PROJECTS FUNDED WITH RECURRING FUNDS

STATE ROAD PROJECTS

Project ID#	PROJECT DESCRIPTION	WORK TYPE	RESPONSIBLE AGENCY	BUDGET	EXPENDITURES	CURRENT FISCAL YEAR EXPENDITURES	REMAINING BUDGET	PROJECT STATUS
0042246	Resurface Drakeford Rd, Wateree Blvd, Mitchell Dr & Old Georgetown Rd	Resurface	SCDOT	$ 967,123.89	$ 967,123.89	$ -	$ -	Closed
P028195	Resurface E Lee St, Wildwood Ln, Fairfax Dr and Munn Rd	Resurface	SCDOT	$ 915,472.28	$ 910,472.28	$ -	$ 5,000.00	
P029086	Install Traffic Light at US-1 & SC-341 in town of Bethune	Improvement	SCDOT	$ 250,000.00	$ 250,000.00	$ -	$ -	
P029160	Relocation of Utilities for Truck By-Pass in the City of Camden. Boykin Rd (S-130) from S-35 to US-521	Relocate utilities	SCDOT	$ 500,000.00	$ 500,000.00	$ -	$ -	
P030815 (B)	Resurface S-349, S-102, S-20 & S-115	Resurface	SCDOT	$ 140,590.09	$ -	$ -	$ 140,590.09	
P030816	Sidewalks/crosswalk for N Central School under state project P030742	Sidewalks	SCDOT	$ 100,000.00	$ 100,000.00	$ -	$ -	
P031903 (B)	Resurface S-715, S-292, S-682, S-685, S-686, S-40 & S-285	Resurface	SCDOT	$ 585,218.06	$ 114,979.69	$ 114,979.69	$ 470,238.37	
P037393	Resurface S-39, S-131, S-139, S-399 & S-832	Resurface	SCDOT	$ 563,563.90	$ -	$ -	$ 563,563.90	
	TOTALS			$ 4,021,968.22	$ 2,842,575.86	$ 114,979.69	$ 1,179,392.36	

25% OF COUNTY'S APPORTIONMENT OF 'C' FUNDS, BASED ON BIENNIAL AVERAGE: 25.00%

KERSHAW COUNTY - CTC ANNUAL C FUND REPORT
JULY 1, 2017 - JUNE 30, 2018
SFY 2015 - 2016 NON-RECURRING FUNDS (H.4230)

Balance of Funds as of July 1, 2017			**$**	**2,903,455.38**
Income:				
Funds Received for Period July 1, 2017 through June 30, 2018	$	-		
Interest Earned for Period July 1, 2017 through June 30, 2018	$	47,087.20		
Total Income			$	47,087.20
Expenses:				
State Road Project Expenditures	$	(589,772.45)		
Total Expenditures			$	(589,772.45)
Balance of Funds as of June 30, 2018			**$**	**2,360,770.13**
Funding Commitments:				
State Road Projects	$	2,307,871.22		
Total Commitments			$	2,307,871.22
Total Uncommitted Funds Available for New Projects			**$**	**52,898.91**

 PROJECTS FUNDED WITH NON-RECURRINGS FUNDS (H.4230)

STATE ROAD PROJECTS

Project ID#	PROJECT DESCRIPTION	WORK TYPE	RESPONSIBLE AGENCY	BUDGET	EXPENDITURES	CURRENT FISCAL YEAR EXPENDITURES	REMAINING BUDGET	PROJECT STATUS
P029288	Resurface Providence Rd, Ross Rd, Watson St & Deerfield Dr.	Resurface	SCDOT	$ 1,447,957.67	$ 1,227,973.52	$ (4,690.92)	$ 219,984.15	
P030362	Replace Bridge on Sanders Creek (S-26)	Improvement	SCDOT	$ 350,000.00	$ 233,442.86	$ -	$ 116,557.14	
P030815 (A)	Resurface S-349, S-102, S-20 & S-115	Resurface	SCDOT	$ 2,335,353.98	$ 526,588.37	$ 526,588.37	$ 1,808,765.61	
P031903 (C)	Resurface S-715, S-292, S-682, S-685, S-686, S-40 & S-285	Resurface	SCDOT	$ 230,439.32	$ 67,875.00	$ 67,875.00	$ 162,564.32	
	TOTALS			$ 4,363,750.97	$ 2,055,879.75	$ 589,772.45	$ 2,307,871.22	

KERSHAW COUNTY - CTC ANNUAL C FUND REPORT
JULY 1, 2017 - JUNE 30, 2018
SFY 2016 - 2017 NON-RECURRING FUNDS (P117.135)

Balance of Funds as of July 1, 2017			**$ 1,004,915.54**
Income:			
Funds Received for Period July 1, 2017 through June 30, 2018	$ -		
Interest Earned for Period July 1, 2017 through June 30, 2018	$ 16,058.37		
Total Income		$	16,058.37
Expenses:			
State Road Project Expenditures	$ (1,048,340.36)		
Total Expenditures		$	(1,048,340.36)
Balance of Funds as of June 30, 2018		**$**	**(27,366.45)**
Funding Commitments:			
State Road Projects	$ -		
Total Commitments		$	-
Total Uncommitted Funds Available for New Projects		**$**	**(27,366.45)**

 PROJECTS FUNDED WITH NON-RECURRINGS FUNDS (P117.135)

STATE ROAD PROJECTS

Project ID#	PROJECT DESCRIPTION	WORK TYPE	RESPONSIBLE AGENCY	BUDGET	EXPENDITURES	CURRENT FISCAL YEAR EXPENDITURES	REMAINING BUDGET	PROJECT STATUS
P031903 (A)	Resurface S-715, S-292, S-682, S-685, S-686, S-40 & S-285	Resurface	SCDOT	$ 1,004,915.54	$ 1,004,915.54	$ 1,048,340.36	$ -	
	TOTALS			$ 1,004,915.54	$ 1,004,915.54	$ 1,048,340.36	$ -	

South Carolina
Department of Transportation

Certified True and Correct
Batina Feaster, C Program Manager

Batina Feaster
Signature

9-4-2018
Date

LEE

Chairman Thomas A. Drayton

LEE COUNTY - CTC ANNUAL C FUND REPORT
JULY 1, 2017 - JUNE 30, 2018
RECURRING FUNDS

Balance of Funds as of July 1, 2017			**$**	**1,864,833.42**
Income:				
Funds Received for Period July 1, 2017 through June 30, 2018	$	719,026.72		
Interest Earned for Period July 1, 2017 through June 30, 2018	$	19,379.71		
Total Income			$	738,406.43
Expenses:				
3% Administrative Fees - FY 17	$	(22,833.05)		
Local Paving Project Expenditures	$	(166,500.00)		
State Road Project Expenditures	$	(1,090,351.74)		
Total Expenditures			$	(1,279,684.79)
Balance of Funds as of June 30, 2018			**$**	**1,323,555.06**
Funding Commitments:				
Local Paving Projects	$	283,000.00		
State Road Projects	$	167,951.09		
Total Committed Funds			$	450,951.09
Total Uncommitted Funds Available for New Projects			**$**	**872,603.97**

 PROJECTS FUNDED WITH RECURRING FUNDS

LOCAL PAVING PROJECTS

Project ID#	PROJECT DESCRIPTION	WORK TYPE	RESPONSIBLE AGENCY	BUDGET	TOTAL EXPENDITURES	CURRENT FISCAL YEAR EXPENDITURES	REMAINING BUDGET	PROJECT STATUS
P032048	PE for the paving of Doc's Drive	Design	County	$ 299,500.00	$ 16,500.00	$ 16,500.00	$ 283,000.00	
P032382	Rocking county dirt roads	Maintenance	County	$ 150,000.00	$ 150,000.00	$ 150,000.00	$ -	Closed
P032386	Road improvements to Dusty Rd	Improvements	County	$ 47,535.00	$ 47,535.00	$ -	$ -	Closed
	TOTALS			$ 497,035.00	$ 214,035.00	$ 166,500.00	$ 283,000.00	

EXPENDITURES FOR LOCAL PAVING PROJECTS AS PERCENT OF TOTAL INCOME: 23.60%

STATE ROAD PROJECTS

Project ID#	PROJECT DESCRIPTION	WORK TYPE	RESPONSIBLE AGENCY	BUDGET	EXPENDITURES	CURRENT FISCAL YEAR EXPENDITURES	REMAINING BUDGET	PROJECT STATUS
P030172	Resurface & Widen US-15 from SC-341 to S-13	Resurface	SCDOT	$ 870,457.47	$ 806,742.24	$ 395,806.92	$ 63,715.23	
P030384 (B)	Rehab & Widen US-15 for 1.96 miles	Improvement	SCDOT	$ 1,053,343.91	$ 954,109.51	$ 573,606.20	$ 99,234.40	
P030736 (B)	Rehab S-168, S-109 & S-1540	Resurface	SCDOT	$ 124,940.08	$ 120,438.62	$ 120,438.62	$ 4,501.46	
P030737 (B)	Chip Seal S-101, S-230, S-198 & S-264	Resurface	SCDOT	$ 36,460.69	$ 36,460.69	$ -	$ -	
P031238	Name HWY 34 from Bishopville city Limits to Lee/Kershaw Co Line "Governor McLeod Highway"	Dedication	SCDOT	$ 500.00	$ 500.00	$ 500.00	$ -	Closed
P037591	Portion of Red Top Rd (S-102) from Vista Ln to Cowboys Ln "Ulyssis Benjamin Memorial Highway"	Dedication	SCDOT	$ 500.00	$ -	$ -	$ 500.00	
	TOTALS			$ 2,086,202.15	$ 1,918,251.06	$ 1,090,351.74	$ 167,951.09	

25% OF COUNTY'S APPORTIONMENT OF 'C' FUNDS, BASED ON BIENNIAL AVERAGE: 56.82%

LEE COUNTY - CTC ANNUAL C FUND REPORT
JULY 1, 2017 - JUNE 30, 2018
SFY 2015 - 2016 NON-RECURRING FUNDS (H.4230)

Balance of Funds as of July 1, 2017			**$**	**2,003,823.00**
Income:				
Funds Received for Period July 1, 2017 through June 30, 2018	$	-		
Interest Earned for Period July 1, 2017 through June 30, 2018	$	10,433.27		
Total Income			$	10,433.27
Expenses:				
State Road Project Expenditures	$	(1,912,441.24)		
Total Expenditures			$	(1,912,441.24)
Balance of Funds as of June 30, 2018			**$**	**101,815.03**
Funding Commitments:				
State Road Projects	$	87,587.61		
Total Commitments			$	87,587.61
Total Uncommitted Funds Available for New Projects			**$**	**14,227.42**

 PROJECTS FUNDED WITH NON-RECURRINGS FUNDS (H.4230)

STATE ROAD PROJECTS

Project ID#	PROJECT DESCRIPTION	WORK TYPE	RESPONSIBLE AGENCY	BUDGET	EXPENDITURES	CURRENT FISCAL YEAR EXPENDITURES	REMAINING BUDGET	PROJECT STATUS
P030736 (A)	Rehab S-168, S-109 & S-1540	Resurface	SCDOT	$ 1,533,006.11	$ 1,533,006.11	$ 1,441,212.32	$ -	
P030737 (A)	Chip Seal S-101, S-230, S-198 & S-264	Resurface	SCDOT	$ 564,893.31	$ 477,305.70	$ 471,228.92	$ 87,587.61	
	TOTALS			$ 2,097,899.42	$ 2,010,311.81	$ 1,912,441.24	$ 87,587.61	

LEE COUNTY - CTC ANNUAL C FUND REPORT
JULY 1, 2017 - JUNE 30, 2018
SFY 2016 - 2017 NON-RECURRING FUNDS (P117.135)

Balance of Funds as of July 1, 2017		**$**	**7,231.77**
Income:			
Funds Received for Period July 1, 2017 through June 30, 2018	$ -		
Interest Earned for Period July 1, 2017 through June 30, 2018	$ 122.68		
Total Income		$	122.68
Expenses:			
State Road Project Expenditures	$ -		
Total Expenditures		$	-
Balance of Funds as of June 30, 2018		**$**	**7,354.45**
Funding Commitments:			
State Road Projects	$ -		
Total Commitments		$	-
Total Uncommitted Funds Available for New Projects		**$**	**7,354.45**

PROJECTS FUNDED WITH NON-RECURRINGS FUNDS (P117.135)

STATE ROAD PROJECTS

Project ID#	PROJECT DESCRIPTION	WORK TYPE	RESPONSIBLE AGENCY	BUDGET	EXPENDITURES	CURRENT FISCAL YEAR EXPENDITURES	REMAINING BUDGET	PROJECT STATUS
P030384 (A)	Rehab & Widen US-15 for 1.96 miles	Resurface	SCDOT	$ 480,000.00	$ 480,000.00	$ -	$ -	
	TOTALS			$ 480,000.00	$ 480,000.00	$ -	$ -	

SCDOT
South Carolina
Department of Transportation

Certified True and Correct
Batina Feaster, C Program Manager

Batina Feaster
Signature

9-4-2018
Date

MCCORMICK

Chairwoman Mary Cartledge

MCCORMICK COUNTY - CTC ANNUAL C FUND REPORT
JULY 1, 2017 - JUNE 30, 2018
RECURRING FUNDS

Balance of Funds as of July 1, 2017			**$**	**1,790,954.72**
Income:				
Funds Received for Period July 1, 2017 through June 30, 2018	$	636,638.24		
Interest Earned for Period July 1, 2017 through June 30, 2018	$	24,757.66		
Total Income			$	661,395.90
Expenses:				
3% Administrative Fees - FY 17	$	(20,087.53)		
Per Diem Fees - FY 17-18	$	(1,725.00)		
Administrative Fees - FY 17-18	$	(2,000.00)		
Local Paving Project Expenditures	$	(1,079,495.56)		
State Road Project Expenditures	$	(299,460.25)		
Total Expenditures			$	(1,402,768.34)
Balance of Funds as of June 30, 2018			**$**	**1,049,582.28**
Funding Commitments:				
Local Paving Projects	$	375,585.44		
State Road Projects	$	329,325.92		
Total Committed Funds			$	704,911.36
Total Uncommitted Funds Available for New Projects			**$**	**344,670.92**

 PROJECTS FUNDED WITH RECURRING FUNDS

LOCAL PAVING PROJECTS

Project ID#	PROJECT DESCRIPTION	WORK TYPE	RESPONSIBLE AGENCY	BUDGET	TOTAL EXPENDITURES	CURRENT FISCAL YEAR EXPENDITURES	REMAINING BUDGET	PROJECT STATUS
P027029	Relocation of Water/Sewer for New Bridge on US-378	Improvement	County	$ 1,250,000.00	$ 1,250,000.00	$ 939,852.00	$ -	Closed
P031725	Repairs to Huguenot parkway - Phase 1	Paving	County	$ 148,675.00	$ 142,443.56	$ 138,943.56	$ 6,231.44	
P036832	Pave Wilkie Rd - project 42434 was closed before final invoice was received	Pave	County	$ 8,700.00	$ 700.00	$ 700.00	$ 8,000.00	
P037214	Phase 2 of Huguenot Parkway Repair Program - from Little River Bridge at Savannah Pt to Barksdale Ferry Rd	Pave	County	$ 361,354.00	$ -	$ -	$ 361,354.00	
	TOTALS			$ 1,768,729.00	$ 1,393,143.56	$ 1,079,495.56	$ 375,585.44	

EXPENDITURES FOR LOCAL PAVING PROJECTS AS PERCENT OF TOTAL INCOME: **173.36%**

STATE ROAD PROJECTS

Project ID#	PROJECT DESCRIPTION	WORK TYPE	RESPONSIBLE AGENCY	BUDGET	EXPENDITURES	CURRENT FISCAL YEAR EXPENDITURES	REMAINING BUDGET	PROJECT STATUS
P027481	Resurface all or a portion of S-52,S-56,S-134 & S-445	Resurface	SCDOT	$ 661,597.49	$ 518,583.35	$ -	$ 143,014.14	
P029164 (B)	Resurface Upper Mill Rd (S-21)	Resurface	SCDOT	$ -	$ -	$ -	$ -	Closed
P029165 (B)	Resurface Hwy 7	Resurface	SCDOT	$ 332,333.39	$ 245,237.35	$ (71,491.60)	$ 87,096.04	
P032077 (B)	Shoulder, full depth patching, & resurfacing S-112, S-204 and Hwy 7	Resurface	SCDOT	$ 415,167.59	$ 327,824.99	$ 327,824.99	$ 87,342.60	
P037211	SC-81 Mill bridge deck & full depth patch approaches (extended to project P032077)	Repair	SCDOT	$ 55,000.00	$ 43,126.86	$ 43,126.86	$ 11,873.14	
	TOTALS			$ 1,464,098.47	$ 1,134,772.55	$ 299,460.25	$ 329,325.92	

25% OF COUNTY'S APPORTIONMENT OF 'C' FUNDS, BASED ON BIENNIAL AVERAGE: **31.96%**

MCCORMICK COUNTY - CTC ANNUAL C FUND REPORT
JULY 1, 2017 - JUNE 30, 2018
SFY 2015 - 2016 NON-RECURRING FUNDS (H.4230)

Balance of Funds as of July 1, 2017			**$**	**131,116.26**
Income:				
Funds Received for Period July 1, 2017 through June 30, 2018	$	-		
Interest Earned for Period July 1, 2017 through June 30, 2018	$	1,928.24		
Total Income			$	1,928.24
Expenses:				
State Road Project Expenditures	$	(106,320.66)		
Total Expenditures			$	(106,320.66)
Balance of Funds as of June 30, 2018			**$**	**26,723.84**
Funding Commitments:				
State Road Projects	$	-		
Total Commitments			$	-
Total Uncommitted Funds Available for New Projects			**$**	**26,723.84**

 PROJECTS FUNDED WITH NON-RECURRINGS FUNDS (H.4230)

STATE ROAD PROJECTS

Project ID#	PROJECT DESCRIPTION	WORK TYPE	RESPONSIBLE AGENCY	BUDGET	EXPENDITURES	CURRENT FISCAL YEAR EXPENDITURES	REMAINING BUDGET	PROJECT STATUS
P029164 (A)	Resurface Upper Mill Rd (S-21)	Resurface	SCDOT	$ 1,271,267.51	$ 1,271,267.51	$ 4,173.43	$ -	Closed
P029165 (A)	Resurface Hwy 7	Resurface	SCDOT	$ 483,223.17	$ 483,223.17	$ 71,491.60	$ -	
P032077 (C)	Shoulder, full depth patching, & resurfacing S-112, S-204 and Hwy 7	Resurface	SCDOT	$ 30,655.63	$ 30,655.63	$ 30,655.63	$ -	
	TOTALS			$ 1,785,146.31	$ 1,785,146.31	$ 106,320.66	$ -	

MCCORMICK COUNTY - CTC ANNUAL C FUND REPORT
JULY 1, 2017 - JUNE 30, 2018
SFY 2016 - 2017 NON-RECURRING FUNDS (P117.135)

Balance of Funds as of July 1, 2017			**$**	**431,403.14**
Income:				
Funds Received for Period July 1, 2017 through June 30, 2018	$	-		
Interest Earned for Period July 1, 2017 through June 30, 2018	$	5,907.46		
Total Income			$	5,907.46
Expenses:				
State Road Project Expenditures	$	(431,403.14)		
Total Expenditures			$	(431,403.14)
Balance of Funds as of June 30, 2018			**$**	**5,907.46**
Funding Commitments:				
State Road Projects	$	-		
Total Commitments			$	-
Total Uncommitted Funds Available for New Projects			**$**	**5,907.46**

PROJECTS FUNDED WITH NON-RECURRINGS FUNDS (P117.135)

STATE ROAD PROJECTS

Project ID#	PROJECT DESCRIPTION	WORK TYPE	RESPONSIBLE AGENCY	BUDGET	EXPENDITURES	CURRENT FISCAL YEAR EXPENDITURES	REMAINING BUDGET	PROJECT STATUS
P032077 (A)	Shoulder, full depth patching, & resurfacing S-112, S-204 and Hwy 7	Resurface	SCDOT	$ 431,403.14	$ 431,403.14	$ 431,403.14	$ -	
	TOTALS			$ 431,403.14	$ 431,403.14	$ 431,403.14	$ -	

South Carolina
Department of Transportation

Certified True and Correct
Batina Feaster, C Program Manager

Batina Feaster
Signature

9-4-2018
Date

MARION

Chairman Bobby Page

MARION COUNTY - CTC ANNUAL C FUND REPORT
JULY 1, 2017 - JUNE 30, 2018
RECURRING FUNDS

Balance of Funds as of July 1, 2017			**$**	**2,136,297.72**
Income:				
Funds Received for Period July 1, 2017 through June 30, 2018	$	921,252.99		
Interest Earned for Period July 1, 2017 through June 30, 2018	$	34,513.95		
Total Income			$	955,766.94
Expenses:				
3% Administrative Fees - FY 17-18	$	(28,958.22)		
Per Diem FY 17-18	$	(1,575.00)		
Local Paving Project Expenditures	$	(260,817.00)		
State Road Project Expenditures	$	(551,532.22)		
Total Expenditures			$	(842,882.44)
Balance of Funds as of June 30, 2018			**$**	**2,249,182.22**
Funding Commitments:				
Local Paving Projects	$	191,974.96		
State Road Projects	$	1,610,890.99		
Total Committed Funds			$	1,802,865.95
Total Uncommitted Funds Available for New Projects			**$**	**446,316.27**

PAGE 2 **PROJECTS FUNDED WITH RECURRING FUNDS**

LOCAL PAVING PROJECTS

Project ID#	PROJECT DESCRIPTION	WORK TYPE	RESPONSIBLE AGENCY	BUDGET	TOTAL EXPENDITURES	CURRENT FISCAL YEAR EXPENDITURES	REMAINING BUDGET	PROJECT STATUS
P028525	Reconstruct parking lot to include drainage & handicap accessibility at the council	Improvement	City of Marion	$ 79,815.00	$ 79,815.00	$ -	$ -	Closed
P030550	Purchase stone base material for roads in Bayou Village, Highland Park & Planters Ridge Subdivision	Material	County	$ 85,335.00	$ 85,335.00	$ 85,335.00	$ -	Closed
P030551	Resurface Gurley Rd from US-501 to S-331 & Ridgewood Rd from Ivy Dr to S-660	Resurface	County	$ -	$ -	$ -	$ -	Deleted
P031824	Remove and replace 600' of RCP onto city property extending from US-76 to S-307; also replace 75' of RCP and add junction box onto city property extending westerly from S-376	Pave	County	$ 147,500.00	$ 81,840.00	$ -	$ 65,660.00	
P032117	Remove & replace approx. 180' of 30" storm drain between SC-917 & S-335	Drainage	City of Mullins	$ 29,466.41	$ 29,466.41	$ -	$ -	
P032118	Purchase rock to be placed on dirt streets in Summitt Place Subdivision & Deerview Ct	Maintenance	Rock	$ 97,911.00	$ 97,911.00	$ 97,911.00	$ -	Closed
P036803	Remove & Replace existing pipe under roadway on Martin Luther King Dr	Drainage	City of Marion	$ 35,000.00	$ -	$ -	$ 35,000.00	
P037013	Rock Cabana Dr	Rocking	County	$ 16,646.50	$ -	$ -	$ 16,646.50	
P037040	Purchase stone base material for rocking Aloha Dr, Jean Dr, Ash Dr, Daryl Dr, Sports Rd, Heights Rd, & Linda Ct	Material	County	$ 77,571.00	$ 77,571.00	$ 77,571.00	$ -	
P037041	Drainage repairs extending from Dozier St & Harmon Park Rd; replace street signs	Drainage / Signs	City of Marion	$ 50,000.00	$ -	$ -	$ 50,000.00	
P037244	Install road name signs throughout county	Signs	County	$ 12,205.06	$ -	$ -	$ 12,205.06	
P037245	Purchase pipe to be placed on Will Johnson Rd, Cartwheel Rd, Ned Rd, Rabin Rd, Hutchinson Rd, Lee Park Rd, Page Rd & Red Breast Ct	Material	County	$ 12,463.40	$ -	$ -	$ 12,463.40	
	TOTALS			$ 643,913.37	$ 451,938.41	$ 260,817.00	$ 191,974.96	

EXPENDITURES FOR LOCAL PAVING PROJECTS AS PERCENT OF TOTAL INCOME: **27.48%**

 PROJECTS FUNDED WITH RECURRING FUNDS

STATE ROAD PROJECTS

Project ID#	PROJECT DESCRIPTION	WORK TYPE	RESPONSIBLE AGENCY	BUDGET	EXPENDITURES	CURRENT FISCAL YEAR EXPENDITURES	REMAINING BUDGET	PROJECT STATUS
P027419	Resurface Eutaw St, repair sidewalks on various state streets, repair driveways on various state streets	Resurface	City of Marion	$ 150,500.00	$ 106,892.50	$ -	$ 43,607.50	
P028169	Resurface S-83, S-540, & S-404	Resurface	SCDOT	$ 370,368.86	$ 370,368.86	$ -	$ -	Closed
P028567	Resurface Devil's Dining Room Rd (S-402) from SC-41 to SC-41A	Resurface	SCDOT	$ 250,819.20	$ 215,675.14	$ 591.42	$ 35,144.06	
P029107 (B)	Resurface Laurel St (S-123), Lake St (S-266) & S-321	Resurface	SCDOT	$ 34,198.95	$ -	$ -	$ 34,198.95	
P029222	Resurface S-141, S-177, S-179, S-59 & S-62	Resurface	SCDOT	$ 200,296.40	$ 160,914.06	$ 7,677.00	$ 39,382.34	
P029351	Resurface S-403, S-696 & S-242	Resurface	SCDOT	$ 795,068.89	$ 781,502.63	$ 469,293.21	$ 13,566.26	
P030379	Re-route storm drain near E Laurel St (S-125)	Drainage	City of Mullins	$ 19,000.00	$ 19,000.00	$ 19,000.00	$ -	Closed
P030478	Resurface Laurel St (S-123), Lake St (S-266) & S-321	Resurface	SCDOT	$ 879,529.47	$ 54,970.59	$ 54,970.59	$ 824,558.88	
P030549	Remove & repair sidewalk on S-355, S-71,S-111,S-62,&S-41	Sidewalk	City of Mullins	$ 33,992.00	$ -	$ -	$ 33,992.00	
P037042	Repair sidewalks & driveways; repair & resurface Cherry St (S-152), S Pine St (S-143) & W Withlacoochee St (S-73)	Improvements	City of Marion	$ 140,000.00	$ -	$ -	$ 140,000.00	
P037467	Section of Penderboro Rd (S-39) from US-510 Bypass to Wellwood Rd "Rev Dr. A. C. Robinson Highway"	Dedication	SCDOT	$ 500.00	$ -	$ -	$ 500.00	
P037524 (A)	Resurface a section of Three Bridge Rd (S-44)	Resurface	SCDOT	$ 445,941.00	$ -	$ -	$ 445,941.00	
	TOTALS			$ 3,320,214.77	$ 1,709,323.78	$ 551,532.22	$ 1,610,890.99	

25% OF COUNTY'S APPORTIONMENT OF 'C' FUNDS, BASED ON BIENNIAL AVERAGE: 79.06%

MARION COUNTY - CTC ANNUAL C FUND REPORT
JULY 1, 2017 - JUNE 30, 2018
SFY 2015 - 2016 NON-RECURRING FUNDS (H.4230)

Balance of Funds as of July 1, 2017			**$**	**1,979,710.16**
Income:				
Funds Received for Period July 1, 2017 through June 30, 2018	$	-		
Interest Earned for Period July 1, 2017 through June 30, 2018	$	14,142.83		
Total Income			$	14,142.83
Expenses:				
State Road Project Expenditures	$	(1,908,045.28)		
Total Expenditures			$	(1,908,045.28)
Balance of Funds as of June 30, 2018			**$**	**85,807.71**
Funding Commitments:				
State Road Projects	$	85,489.39		
Total Commitments			$	85,489.39
Total Uncommitted Funds Available for New Projects			**$**	**318.32**

 PROJECTS FUNDED WITH NON-RECURRINGS FUNDS (H.4230)

STATE ROAD PROJECTS

Project ID#	PROJECT DESCRIPTION	WORK TYPE	RESPONSIBLE AGENCY	BUDGET	EXPENDITURES	CURRENT FISCAL YEAR EXPENDITURES	REMAINING BUDGET	PROJECT STATUS
P029107	Resurface Sellers Rd, Airport Rd & Foxworth Rd	Resurface	SCDOT	$ 2,503,341.30	$ 2,495,425.36	$ 1,756,985.69	$ 7,915.94	
P030609 (B)	Resurface SC-41 from 7.10 - 8.5 (MP)	Resurface	SCDOT	$ 202,633.04	$ 151,059.59	$ 151,059.59	$ 51,573.45	
P037524 (B)	Resurface a section of Three Bridge Rd (S-44)	Resurface	SCDOT	$ 26,000.00	$ -	$ -	$ 26,000.00	
	TOTALS			$ 2,731,974.34	$ 2,646,484.95	$ 1,908,045.28	$ 85,489.39	

MARION COUNTY - CTC ANNUAL C FUND REPORT
JULY 1, 2017 - JUNE 30, 2018
SFY 2016 - 2017 NON-RECURRING FUNDS (P117.135)

Balance of Funds as of July 1, 2017			**$**	**572,692.37**
Income:				
Funds Received for Period July 1, 2017 through June 30, 2018	$	-		
Interest Earned for Period July 1, 2017 through June 30, 2018	$	6,986.45		
Total Income			$	6,986.45
Expenses:				
State Road Project Expenditures	$	(710,700.20)		
Total Expenditures			$	(710,700.20)
Balance of Funds as of June 30, 2018			**$**	**(131,021.38)**
Funding Commitments:				
State Road Projects	$	-		
Total Commitments			$	-
Total Uncommitted Funds Available for New Projects			**$**	**(131,021.38)**

 PROJECTS FUNDED WITH NON-RECURRINGS FUNDS (P117.135)

STATE ROAD PROJECTS

Project ID#	PROJECT DESCRIPTION	WORK TYPE	RESPONSIBLE AGENCY	BUDGET	EXPENDITURES	CURRENT FISCAL YEAR EXPENDITURES	REMAINING BUDGET	PROJECT STATUS
P030609 (A)	Resurface SC-41 from 7.10 - 8.5 (MP)	Resurface	SCDOT	$ 622,540.63	$ 622,540.63	$ 710,700.20	$ -	
	TOTALS			$ 622,540.63	$ 622,540.63	$ 710,700.20	$ -	

SCDOT
South Carolina
Department of Transportation

Certified True and Correct
Batina Feaster, C Program Manager

Batina Feaster
Signature

9-4-2018
Date

MARLBORO

Chairman Joseph C. Breeden Jr.

MARLBORO COUNTY - CTC ANNUAL C FUND REPORT
JULY 1, 2017 - JUNE 30, 2018
RECURRING FUNDS

Balance of Funds as of July 1, 2017			**$**	**3,793,429.81**
Income:				
Funds Received for Period July 1, 2017 through June 30, 2018	$	898,783.40		
Interest Earned for Period July 1, 2017 through June 30, 2018	$	69,966.12		
Total Income			$	968,749.52
Expenses:				
3% Administrative Fees - FY 17	$	(28,852.73)		
Adjustment to move expenditures to H.4230 - CEC P030491	$	46,482.20		
Local Paving Project Expenditures	$	(21,102.15)		
State Road Project Expenditures	$	(234,718.13)		
Total Expenditures			$	(238,190.81)
Balance of Funds as of June 30, 2018			**$**	**4,523,988.52**
Funding Commitments:				
Local Paving Projects	$	25,000.00		
State Road Projects	$	3,260,101.39		
Total Committed Funds			$	3,285,101.39
Total Uncommitted Funds Available for New Projects			**$**	**1,238,887.13**

 PROJECTS FUNDED WITH RECURRING FUNDS

LOCAL PAVING PROJECTS

Project ID#	PROJECT DESCRIPTION	WORK TYPE	RESPONSIBLE AGENCY	BUDGET	TOTAL EXPENDITURES	CURRENT FISCAL YEAR EXPENDITURES	REMAINING BUDGET	PROJECT STATUS
P032101	Purchase CR-14 to be placed on county dirt roads	Maintenance	County	$ 50,000.00	$ 50,000.00	$ 21,102.15	$ -	
P037609	Apply crusher-run to county dirt roads	Maintenance	County	$ 25,000.00	$ -	$ -	$ 25,000.00	
	TOTALS			$ 75,000.00	$ 50,000.00	$ 21,102.15	$ 25,000.00	

EXPENDITURES FOR LOCAL PAVING PROJECTS AS PERCENT OF TOTAL INCOME: 2.41%

STATE ROAD PROJECTS

Project ID#	PROJECT DESCRIPTION	WORK TYPE	RESPONSIBLE AGENCY	BUDGET	EXPENDITURES	CURRENT FISCAL YEAR EXPENDITURES	REMAINING BUDGET	PROJECT STATUS
0040325	Tree removal various streets in Bennettsville, McColl, Clio & Blenheim	Tree Removal	SCDOT	$ 250,000.00	$ 99,750.00	$ 2,500.00	$ 150,250.00	
0041420	Install 60' Bridge structure on Oscar Fletcher Rd (S-39)	Bridge	SCDOT	$ 150,000.00	$ -	$ -	$ 150,000.00	
P027414	Resurface SC-381 from 0.08 MI S of S-34 to 0.07 MI N of S-302	Resurface	SCDOT	$ 195,233.83	$ 195,233.83	$ -	$ -	
P028988	Marlboro Co School Dist - upgrades to Old Wire Rd. (S-165)	Road Improvements	Marlboro Co School Dist	$ 160,000.00	$ 160,000.00	$ -	$ -	Closed
P029931 (B)	Resurface Wallace Rd. (S-17) & Ebenezer Rd (S-30)	Resurface	SCDOT	$ 83,069.08	$ -	$ -	$ 83,069.08	
P030491 (B)	Resurface Dunbar Rd (S-32)	Resurface	SCDOT	$ 144,481.82	$ 7,747.03	$ -	$ 136,734.79	
P032399 (A)	Resurface S-329, SC-38, S-59, S-18, S-29 & S-63	Resurface	SCDOT	$ 2,229,765.65	$ 232,218.13	$ 232,218.13	$ 1,997,547.52	
P036810	Resurface a portion of S-494	Resurface	SCDOT	$ 419,875.00	$ -	$ -	$ 419,875.00	
P037002	Reclamation of Blenheim Rd/Firetower Rd (S-49)	Reclamation	SCDOT	$ 322,625.00	$ -	$ -	$ 322,625.00	
	TOTALS			$ 3,955,050.38	$ 694,948.99	$ 234,718.13	$ 3,260,101.39	

25% OF COUNTY'S APPORTIONMENT OF 'C' FUNDS, BASED ON BIENNIAL AVERAGE: 160.46%

MARLBORO COUNTY - CTC ANNUAL C FUND REPORT
JULY 1, 2017 - JUNE 30, 2018
SFY 2015 - 2016 NON-RECURRING FUNDS (H.4230)

Balance of Funds as of July 1, 2017			**$**	**1,937,743.35**
Income:				
Funds Received for Period July 1, 2017 through June 30, 2018	$	-		
Interest Earned for Period July 1, 2017 through June 30, 2018	$	16,294.28		
Total Income			$	16,294.28
Expenses:				
Adjustment to move expenditures from Recurring Funds - CEC P030491	$	(46,482.20)		
State Road Project Expenditures	$	(1,761,536.45)		
Total Expenditures			$	(1,808,018.65)
Balance of Funds as of June 30, 2018			**$**	**146,018.98**
Funding Commitments:				
State Road Projects	$	133,809.03		
Total Commitments			$	133,809.03
Total Uncommitted Funds Available for New Projects			**$**	**12,209.95**

 PROJECTS FUNDED WITH NON-RECURRINGS FUNDS (H.4230)

STATE ROAD PROJECTS

Project ID#	PROJECT DESCRIPTION	WORK TYPE	RESPONSIBLE AGENCY	BUDGET	EXPENDITURES	CURRENT FISCAL YEAR EXPENDITURES	REMAINING BUDGET	PROJECT STATUS
P029600 (A)	Resurface Arcadia Rd (S-31)	Resurface	SCDOT	$ 795,641.28	$ 750,417.66	$ 227,491.91	$ 45,223.62	
P029931 (A)	Resurface Wallace Rd (S-17) & Ebenezer Rd (S-30)	Resurface	SCDOT	$ 1,100,369.49	$ 1,036,599.66	$ 892,754.99	$ 63,769.83	
P030491 (A)	Resurface Dunbar Rd (S-32)	Resurface	SCDOT	$ 676,703.78	$ 651,888.20	$ 603,669.40	$ 24,815.58	
P032399 (B)	Resurface S-329, SC-38, S-59, S-18, S-29 & S-63	Resurface	SCDOT	$ 37,620.15	$ 37,620.15	$ 37,620.15	$ -	
	TOTALS			$ 2,610,334.70	$ 2,476,525.67	$ 1,761,536.45	$ 133,809.03	

MARLBORO COUNTY - CTC ANNUAL C FUND REPORT
JULY 1, 2017 - JUNE 30, 2018
SFY 2016 - 2017 NON-RECURRING FUNDS (P117.135)

Balance of Funds as of July 1, 2017			**$**	**609,039.72**
Income:				
Funds Received for Period July 1, 2017 through June 30, 2018	$	-		
Interest Earned for Period July 1, 2017 through June 30, 2018	$	10,333.83		
Total Income			$	10,333.83
Expenses:				
State Road Project Expenditures	$	-		
Total Expenditures			$	-
Balance of Funds as of June 30, 2018			**$**	**619,373.55**
Funding Commitments:				
State Road Projects	$	-		
Total Commitments			$	-
Total Uncommitted Funds Available for New Projects			**$**	**619,373.55**

PROJECTS FUNDED WITH NON-RECURRINGS FUNDS (P117.135)

STATE ROAD PROJECTS

Project ID#	PROJECT DESCRIPTION	WORK TYPE	RESPONSIBLE AGENCY	BUDGET	EXPENDITURES	CURRENT FISCAL YEAR EXPENDITURES	REMAINING BUDGET	PROJECT STATUS
					$ -	$ -	$ -	
	TOTALS			$ -	$ -	$ -	$ -	

South Carolina
Department of Transportation

Certified True and Correct
Batina Feaster, C Program Manager

Batina Feaster
Signature

9-4-2018
Date

NEWBERRY

Chairman Tim Carroll

NEWBERRY COUNTY - CTC ANNUAL C FUND REPORT
JULY 1, 2017 - JUNE 30, 2018
RECURRING FUNDS

Balance of Funds as of July 1, 2017			**$**	**1,853,543.80**
Income:				
Funds Received for Period July 1, 2017 through June 30, 2018	$	1,213,357.57		
Interest Earned for Period July 1, 2017 through June 30, 2018	$	32,306.57		
Total Income			$	1,245,664.14
Expenses:				
3% Administrative Fees - FY 17-18	$	(37,780.34)		
Administrative Fees for FY 17-18	$	(600.00)		
Local Paving Project Expenditures	$	(118,987.00)		
State Road Project Expenditures	$	(713,318.53)		
Total Expenditures			$	(870,685.87)
Balance of Funds as of June 30, 2018			**$**	**2,228,522.07**
Funding Commitments:				
Local Paving Projects	$	480,792.00		
State Road Projects	$	1,125,924.96		
Total Committed Funds			$	1,606,716.96
Total Uncommitted Funds Available for New Projects			**$**	**621,805.11**

 PROJECTS FUNDED WITH RECURRING FUNDS

LOCAL PAVING PROJECTS

Project ID#	PROJECT DESCRIPTION	WORK TYPE	RESPONSIBLE AGENCY	BUDGET	TOTAL EXPENDITURES	CURRENT FISCAL YEAR EXPENDITURES	REMAINING BUDGET	PROJECT STATUS
P027267	Roadway striping on county roads	Improvement	County	$ 23,000.00	$ -	$ -	$ 23,000.00	
P028914	CTC Consultant services for FY15/16	Consulting	County	$ 22,000.00	$ 22,000.00	$ -	$ -	Closed
P030829	CTC Consultant Fees For FY 16-17	Consulting	County	$ 24,000.00	$ 24,000.00	$ 10,000.00	$ -	Closed
P032387	Emergency repair to storm drain on Friend St including resurfacing the area	Drainage	City of Newberry	$ 10,000.00	$ 10,000.00	$ 10,000.00	$ -	Closed
P032388	Resurface Gulf St, Bodie St, Hazel St, Priscilla St & Radio St	Resurface	City of Newberry	$ 115,000.00	$ 74,987.00	$ 74,987.00	$ 40,013.00	
P032464	Level & resurface Brannon Rd	Resurface	County	$ 140,377.00	$ -	$ -	$ 140,377.00	
P032465	Level & resurface Paul Long Rd	Resurface	County	$ 49,056.00	$ -		$ 49,056.00	
P032466	Chip seal Lanewood Rd, Fish Pond Rd, Doe Rd, Devon Rd & Little Ranches Rd	Chip Seal	County	$ 81,312.00	$ -	$ -	$ 81,312.00	
P034694	Patching & chip sealing Plum Nelly Rd, Paul Green Rd, Yarborough Cr & Willingham Rd	Chip Seal	County	$ 84,409.00	$ -	$ -	$ 84,409.00	
P034695	CTC Consultant Fees for FY 17-18	Consulting	County	$ 24,000.00	$ 24,000.00	$ 24,000.00	$ -	Closed
P037484	Resurface Williams Wood Dr	Resurface	County	$ 54,625.00	$ -	$ -	$ 54,625.00	
P037608	Full depth patching on Gallman St, Summer St & Charles St	Patching	City of Newberry	$ 8,000.00	$ -	$ -	$ 8,000.00	
	TOTALS			$ 635,779.00	$ 154,987.00	$ 118,987.00	$ 480,792.00	

EXPENDITURES FOR LOCAL PAVING PROJECTS AS PERCENT OF TOTAL INCOME: 9.75%

 PROJECTS FUNDED WITH RECURRING FUNDS

STATE ROAD PROJECTS

Project ID#	PROJECT DESCRIPTION	WORK TYPE	RESPONSIBLE AGENCY	BUDGET	EXPENDITURES	CURRENT FISCAL YEAR EXPENDITURES	REMAINING BUDGET	PROJECT STATUS
P029220	Upgrade downtown sidewalks to ada compliance on Main St (S-391)	Enhancement	SCDOT	$ 69,108.00	$ 69,108.00	$ -	$ -	
P029235	Full depth reclamation of Maybinton Rd (S-45) Tyger River Rd (S-54), Dogwalla Rd (S-702) & Peter's Creek Rd (S-156)	Reclamation	SCDOT	$ 1,098,537.03	$ 968,278.58	$ 678,214.26	$ 130,258.45	
P030012	Bridge Spanning the Enoree River Along US-176/SC/72/SC-212 starting in Newberry Co "Senator Marvin E. Abrams Bridge"	Dedication	SCDOT	$ 250.00	$ 250.00	$ 250.00	$ -	Closed
P030291	I-26/SC-773 "Senator Marvin E. Abrams Bridge"	Dedication	SCDOT	$ 500.00	$ 500.00	$ 500.00	$ -	Closed
P030292	I-26/SC-202 "Senator Eugune Griffith Interchange"	Dedication	SCDOT	$ 500.00	$ 500.00	$ 500.00	$ -	Closed
P032459 (A)	Mill & resurface SC-66	Resurface & Improvements	SCDOT	$ 494,883.13	$ 33,854.27	$ 33,854.27	$ 461,028.86	
P036850	Road improvements from boring under roadway to repair water line - Town of Prosperity	Improvements	Town of Prosperity	$ 39,015.00	$ -	$ -	$ 39,015.00	
P037354	Pay portion of grant for sidewalk & road repair on Church St (SC-72) from Watson St (SC-176) to Leaman St	Improvements	Town of Whitmire	$ 200,000.00	$ -	$ -	$ 200,000.00	
P037402 (B)	Full depth reclamaiton of Island Ford Rd (S-48	Reclamation	SCDOT	$ 181,000.00	$ -	$ -	$ 181,000.00	
P037792 (C.)	Resurface all or portion of SC-391, S-26, S-773 & S-93	Resurface	SCDOT	$ 114,622.65	$ -	$ -	$ 114,622.65	
	TOTALS			$ 2,198,415.81	$ 1,072,490.85	$ 713,318.53	$ 1,125,924.96	

25% OF COUNTY'S APPORTIONMENT OF 'C' FUNDS, BASED ON BIENNIAL AVERAGE: 33.16%

NEWBERRY COUNTY - CTC ANNUAL C FUND REPORT
JULY 1, 2017 - JUNE 30, 2018
SFY 2015 - 2016 NON-RECURRING FUNDS (H.4230)

Balance of Funds as of July 1, 2017			**$**	**1,802,169.79**
Income:				
Funds Received for Period July 1, 2017 through June 30, 2018	$	-		
Interest Earned for Period July 1, 2017 through June 30, 2018	$	29,971.35		
Total Income			$	29,971.35
Expenses:				
State Road Project Expenditures	$	(295,549.65)		
Total Expenditures			$	(295,549.65)
Balance of Funds as of June 30, 2018			**$**	**1,536,591.49**
Funding Commitments:				
State Road Projects	$	1,529,241.40		
Total Commitments			$	1,529,241.40
Total Uncommitted Funds Available for New Projects			**$**	**7,350.09**

 PROJECTS FUNDED WITH NON-RECURRINGS FUNDS (H.4230)

STATE ROAD PROJECTS

Project ID#	PROJECT DESCRIPTION	WORK TYPE	RESPONSIBLE AGENCY	BUDGET	EXPENDITURES	CURRENT FISCAL YEAR EXPENDITURES	REMAINING BUDGET	PROJECT STATUS
P029236	Tripe Treatment on S-67, S-17/42) & S-281	Tripe treatment	SCDOT	$ 1,628,071.77	$ 1,628,071.77	$ -	$ -	Closed
P029402 (A)	Full depth reclamation of S-33,S-17 & S-299	Reclamation	SCDOT	$ 1,027,808.07	$ 41,135.13	$ 41,135.13	$ 986,672.94	
P032458 (A)	Full depth reclamation of S-344 & S-545	Reclamation	SCDOT	$ 402,188.90	$ 254,414.52	$ 254,414.52	$ 147,774.38	
P037402 (A)	Full depth reclamaiton of Island Ford Rd (S-48	Reclamation	SCDOT	$ 312,000.00	$ -	$ -	$ 312,000.00	
P037792 (A)	Resurface all or portion of SC-391, S-26, S-773 & S-93	Resurface	SCDOT	$ 82,794.08	$ -	$ -	$ 82,794.08	
	TOTALS			$ 3,452,862.82	$ 1,923,621.42	$ 295,549.65	$ 1,529,241.40	

NEWBERRY COUNTY - CTC ANNUAL C FUND REPORT
JULY 1, 2017 - JUNE 30, 2018
SFY 2016 - 2017 NON-RECURRING FUNDS (P117.135)

Balance of Funds as of July 1, 2017			**$**	**822,203.61**
Income:				
Funds Received for Period July 1, 2017 through June 30, 2018	$	-		
Interest Earned for Period July 1, 2017 through June 30, 2018	$	13,407.73		
Total Income			$	13,407.73
Expenses:				
State Road Project Expenditures	$	(596,964.50)		
Total Expenditures			$	(596,964.50)
Balance of Funds as of June 30, 2018			**$**	**238,646.84**
Funding Commitments:				
State Road Projects	$	238,305.42		
Total Commitments			$	238,305.42
Total Uncommitted Funds Available for New Projects			**$**	**341.42**

 PROJECTS FUNDED WITH NON-RECURRINGS FUNDS (P117.135)

STATE ROAD PROJECTS

Project ID#	PROJECT DESCRIPTION	WORK TYPE	RESPONSIBLE AGENCY	BUDGET	EXPENDITURES	CURRENT FISCAL YEAR EXPENDITURES	REMAINING BUDGET	PROJECT STATUS
P032110	Full depth reclamation of S-86 & S-86	Reclamation	SCDOT	$ 636,560.50	$ 557,104.50	$ 557,104.50	$ 79,456.00	
P032458 (B)	Full depth reclamation of S-344 & S-545	Reclamation	SCDOT	$ 136,585.85	$ -	$ -	$ 136,585.85	
P032459 (B)	Mill & resurface SC-66	Resurface & Improvements	SCDOT	$ 46,785.19	$ 39,860.00	$ 39,860.00	$ 6,925.19	
P037792 (B)	Resurface all or portion of SC-391, S-26, S-773 & S-93	Resurface	SCDOT	$ 15,338.38	$ -	$ -	$ 15,338.38	
	TOTALS			$ 835,269.92	$ 596,964.50	$ 596,964.50	$ 238,305.42	

SCDOT
South Carolina
Department of Transportation

Certified True and Correct
Batina Feaster, C Program Manager

Batina Feaster
Signature

9-4-2018
Date

OCONEE

Chairman Sammy W. Dickson

OCONEE COUNTY - CTC ANNUAL C FUND REPORT
JULY 1, 2017 - JUNE 30, 2018
RECURRING FUNDS

Balance of Funds as of July 1, 2017			**$**	**3,944,672.34**
Income:				
Funds Received for Period July 1, 2017 through June 30, 2018	$	1,707,688.44		
Interest Earned for Period July 1, 2017 through June 30, 2018	$	71,039.42		
Total Income			$	1,778,727.86
Expenses:				
3% Administrative Fees - FY 17	$	(53,412.25)		
Local Paving Project Expenditures	$	(44,497.50)		
State Road Project Expenditures	$	(642,944.35)		
Total Expenditures			$	(740,854.10)
Balance of Funds as of June 30, 2018			**$**	**4,982,546.10**
Funding Commitments:				
Local Paving Projects	$	993,624.50		
State Road Projects	$	1,762,492.00		
Total Committed Funds			$	2,756,116.50
Total Uncommitted Funds Available for New Projects			**$**	**2,226,429.60**

 PROJECTS FUNDED WITH RECURRING FUNDS

LOCAL PAVING PROJECTS

Project ID#	PROJECT DESCRIPTION	WORK TYPE	RESPONSIBLE AGENCY	BUDGET	TOTAL EXPENDITURES	CURRENT FISCAL YEAR EXPENDITURES	REMAINING BUDGET	PROJECT STATUS
P030548	Partial Match for road improvements to New Seneca Rail Park off S-37	Improvements	County	$ 70,000.00	$ -	$ -	$ 70,000.00	
P030905	Resurface & Road Improvements to county roads	Resurface	County	$ 400,000.00	$ -	$ -	$ 400,000.00	
P032241	Resurface Legion Dr	Resurface	County	$ 44,497.50	$ 44,497.50	$ 44,497.50	$ -	Closed
P036893	Construct new entrance road into Golden Commerce Park off Hwy 59 in Fair Play	Construction	County	$ 391,153.00	$ -	$ -	$ 391,153.00	
P037775	Place storm drain over creek on Emerald Rd	Drainage	City of Seneca	$ 132,471.50	$ -	$ -	$ 132,471.50	
	TOTALS			$ 1,038,122.00	$ 44,497.50	$ 44,497.50	$ 993,624.50	

EXPENDITURES FOR LOCAL PAVING PROJECTS AS PERCENT OF TOTAL INCOME: 2.60%

STATE ROAD PROJECTS

Project ID#	PROJECT DESCRIPTION	WORK TYPE	RESPONSIBLE AGENCY	BUDGET	EXPENDITURES	CURRENT FISCAL YEAR EXPENDITURES	REMAINING BUDGET	PROJECT STATUS
P032212	Road & shoulder work on N Townville Rd (S-299/301) & Pine St (S-284)	Improvements	City of Seneca	$ 911,210.40	$ 911,210.40	$ 642,944.35	$ -	Closed
P032213	Deceleration lane on westbound lane of SC-28	Improvements	City of Walhalla	$ 50,000.00	$ 46,200.00	$ -	$ 3,800.00	
P036949	Install turn lane, acceleration & deceleration lane, 2 points of entry & exit sotrm drain at 2063 Sandifer Blvd (SC-123)	Turn Lanes	County	$ 425,000.00	$ -	$ -	$ 425,000.00	
P037101	Resurface in Mill Hill Village S-433, S-506, S-624, S-149, S-625, S-388, S-491, S-165, S-499 & S-122	Resurface	City of Walhalla	$ 285,000.00	$ -	$ -	$ 285,000.00	
P037223	Resurface a portion of Isbell Rd (S-236) & S Radio Station Rd (S-50)	Resurface	SCDOT	$ 1,048,692.00	$ -	$ -	$ 1,048,692.00	
	TOTALS			$ 2,719,902.40	$ 957,410.40	$ 642,944.35	$ 1,762,492.00	

25% OF COUNTY'S APPORTIONMENT OF 'C' FUNDS, BASED ON BIENNIAL AVERAGE: 87.95%

OCONEE COUNTY - CTC ANNUAL C FUND REPORT
JULY 1, 2017 - JUNE 30, 2018

Balance of Funds as of July 1, 2017			**$**	**4,306,159.77**
Income:				
Funds Received for Period July 1, 2017 through June 30, 2018	$	-		
Interest Earned for Period July 1, 2017 through June 30, 2018	$	32,225.53		
Total Income			$	32,225.53
Expenses:				
State Road Project Expenditures	$	(3,545,135.38)		
Total Expenditures			$	(3,545,135.38)
Balance of Funds as of June 30, 2018			**$**	**793,249.92**
Funding Commitments:				
State Road Projects	$	585,556.20		
Total Commitments			$	585,556.20
Total Uncommitted Funds Available for New Projects			**$**	**207,693.72**

 PROJECTS FUNDED WITH NON-RECURRINGS FUNDS (H.4230)

STATE ROAD PROJECTS

Project ID#	PROJECT DESCRIPTION	WORK TYPE	RESPONSIBLE AGENCY	BUDGET	EXPENDITURES	CURRENT FISCAL YEAR EXPENDITURES	REMAINING BUDGET	PROJECT STATUS
P029185 (A)	Resurface S-35,S-50,S-54,S-136,S-439,S-447,S-480 & S-37	Resurface	SCDOT	$ 4,823,956.46	$ 4,238,400.26	$ 3,545,135.38	$ 585,556.20	
	TOTALS			$ 4,823,956.46	$ 4,238,400.26	$ 3,545,135.38	$ 585,556.20	

OCONEE COUNTY - CTC ANNUAL C FUND REPORT
JULY 1, 2017 - JUNE 30, 2018
SFY 2016 - 2017 NON-RECURRING FUNDS (P117.135)

Balance of Funds as of July 1, 2017			**$**	**1,157,175.46**
Income:				
Funds Received for Period July 1, 2017 through June 30, 2018	$	-		
Interest Earned for Period July 1, 2017 through June 30, 2018	$	17,203.73		
Total Income			$	17,203.73
Expenses:				
State Road Project Expenditures	$	(942,154.81)		
Total Expenditures			$	(942,154.81)
Balance of Funds as of June 30, 2018			**$**	**232,224.38**
Funding Commitments:				
State Road Projects	$	211,011.52		
Total Commitments			$	211,011.52
Total Uncommitted Funds Available for New Projects			**$**	**21,212.86**

 PROJECTS FUNDED WITH NON-RECURRINGS FUNDS (P117.135)

STATE ROAD PROJECTS

Project ID#	PROJECT DESCRIPTION	WORK TYPE	RESPONSIBLE AGENCY	BUDGET	EXPENDITURES	CURRENT FISCAL YEAR EXPENDITURES	REMAINING BUDGET	PROJECT STATUS
P030766	Resurface SC-59 (W Fairplay Blvd) to SC-243 (E Fairplay Blvd)	Resurface	SCDOT	$ 1,153,166.33	$ 942,154.81	$ 942,154.81	$ 211,011.52	
	TOTALS			$ 1,153,166.33	$ 942,154.81	$ 942,154.81	$ 211,011.52	

SCDOT
South Carolina
Department of Transportation

Certified True and Correct
Batina Feaster, C Program Manager

Batina Feaster
Signature

9-4-2018
Date

ORANGEBURG

Chairman Dr. Jesse E. Kinard

ORANGEBURG COUNTY - CTC ANNUAL C FUND REPORT
JULY 1, 2017 - JUNE 30, 2018
RECURRING FUNDS

Balance of Funds as of July 1, 2017			**$**	**9,866,097.70**
Income:				
Funds Received for Period July 1, 2017 through June 30, 2018	$	2,404,245.58		
Interest Earned for Period July 1, 2017 through June 30, 2018	$	161,121.63		
Total Income			$	2,565,367.21
Expenses:				
3% Administrative Fees - FY 17	$	(77,870.00)		
Local Paving Project Expenditures	$	(1,408,648.89)		
State Road Project Expenditures	$	(614,304.89)		
Total Expenditures			$	(2,100,823.78)
Balance of Funds as of June 30, 2018			**$**	**10,330,641.13**
Funding Commitments:				
Local Paving Projects	$	7,686,508.00		
State Road Projects	$	875,867.34		
Total Committed Funds			$	8,562,375.34
Total Uncommitted Funds Available for New Projects			**$**	**1,768,265.79**

PAGE 2 **PROJECTS FUNDED WITH RECURRING FUNDS**

LOCAL PAVING PROJECTS

Project ID#	PROJECT DESCRIPTION	WORK TYPE	RESPONSIBLE AGENCY	BUDGET	TOTAL EXPENDITURES	CURRENT FISCAL YEAR EXPENDITURES	REMAINING BUDGET	PROJECT STATUS
6041315	Pave Wactor Dr in Santee	Paving	County	$ 290,000.49	$ 290,000.49	290,000.49	-	Closed
6041316	Pave Comet Ct in Eutawville	Paving	County	$ 107,117.03	$ 107,117.03	107,117.03	-	Closed
6041319	Pave Gaines Ct in Vance	Paving	County	$ 127,828.17	$ 127,828.17	127,828.17	-	Closed
6041982	Pave Hi-Ridge Rd in Eutawville	Paving	County	$ 104,737.41	$ 104,737.41	104,737.41	-	Closed
6042263	Pave Stardust Ln	Paving	County	$ 158,511.66	$ 158,511.66	158,511.66	-	Closed
6042264	Pave Montgomery Dr.	Paving	County	$ 116,588.18	$ 116,588.18	116,588.18	-	Closed
6042266	Pave Waikiki Dr.	Paving	County	$ 117,323.77	$ 117,323.77	117,323.77	-	Closed
6042524	Pave Millwood Farm Rd	Paving	County	$ 190,000.00	$ -	-	190,000.00	
P027710	Pave Archie Rd	Paving	County	$ 95,000.00	$ -	-	95,000.00	
P027712	Pave Brock Dr.	Paving	County	$ 77,196.70	$ 77,196.70	77,196.70	-	Closed
P027713	Pave Creek Mill Rd	Paving	County	$ 495,000.00	$ -	-	495,000.00	
P028150	Pave Lanier Rd in Holly Hill	Paving	County	$ 370,000.00	$ -	-	370,000.00	
P028330	Pave Farnum Rd	Paving	County	$ 285,696.52	$ 285,696.52	285,696.52	-	Closed
P028332	Pave Ackerly Rd	Paving	County	$ 295,000.00	$ -	-	295,000.00	
P028793	Pave Bethel Forest Rd	Paving	County	$ 270,000.00	$ -	-	270,000.00	
P028794	Pave Saddle Ridge Rd	Paving	County	$ 152,000.00	$ -	-	152,000.00	
P028796	Pave Northwood Dr	Paving	County	$ 120,000.00	$ -	-	120,000.00	
P029538	Pave Odell Dr	Paving	County	$ 140,000.00	$ -	-	140,000.00	
P029359	Pave Darlene Dr	Paving	County	$ 150,000.00	$ -	-	150,000.00	
P030298	Pave Pine St in Holly Hill	Paving	County	$ 85,000.00	$ -	-	85,000.00	
P030299	Pave Gable Dr in Eutawville	Paving	County	$ 270,000.00	$ -	-	270,000.00	
P030300	Pave Elm St in Holly Hill	Paving	County	$ 45,000.00	$ -	-	45,000.00	
P030310	Pave Deer Meadow Rd	Paving	County	$ 23,648.96	$ 23,648.96	23,648.96	-	Closed
P030754	Pave Felder Rd	Paving	County	$ 90,000.00	$ -	-	90,000.00	
P030755	Pave Netherlands Dr.	Paving	County	$ 299,500.00	$ -	-	299,500.00	
P030756	Pave Stacey Bridge Rd	Paving	County	$ 335,000.00	$ -	-	335,000.00	
P030757	Pave Trojan St.	Paving	County	$ 125,000.00	$ -	-	125,000.00	
P031872	Pave Ruff Rd	Paving	County	$ 643,000.00	$ -	-	643,000.00	
P037137	Pave Till Hill Rd, Benthomp Rd, Wilcants Rd, Oregon St, Rain Lilly Ln, Dry Yard Rd & Westminister Dr	Paving	County	$ 1,670,803.00	$ -	-	1,670,803.00	
P037346	Pave Kingland Rd	Paving	County	$ 155,909.00	$ -	-	155,909.00	
P037347	Pave Mims Lake Rd	Paving	County	$ 674,616.00	$ -	-		
P037348	Pave Iva Rd	Paving	County	$ 494,846.00	$ -	-		
P037349	Pave Sweet Bay Ln	Paving	County	$ 325,869.00	$ -	-		
P037350	Pave Beckett Dr	Paving	County	$ 194,965.00	$ -	-		
	TOTALS			$ 9,095,156.89	$ 1,408,648.89	1,408,648.89	7,686,508.00	

EXPENDITURES FOR LOCAL PAVING PROJECTS AS PERCENT OF TOTAL INCOME: **58.56%**

 PROJECTS FUNDED WITH RECURRING FUNDS

STATE ROAD PROJECTS

Project ID#	PROJECT DESCRIPTION	WORK TYPE	RESPONSIBLE AGENCY	BUDGET	EXPENDITURES	CURRENT FISCAL YEAR EXPENDITURES	REMAINING BUDGET	PROJECT STATUS
0041484	Widen & Install left turn lane on US-21	Left Turn Lane	County	$ 315,000.00	$ -	$ -	$ 315,000.00	
0041485	Install Pedestrain Bridge at SC State University Across US-21	Bridge	SCDOT	$ 1,085,000.00	$ 1,085,000.00	$ -	$ -	
0041623	Interchange Project for I-95/US-301	Interchange	SCDOT	$ 500,000.00	$ 500,000.00	$ -	$ -	
0042265	Drainage Correction on US-15 Conn	Drainage	Santee	$ 20,888.00	$ 20,888.00	$ 16,605.00	$ -	Closed
P027821	Intersection Improvement at US-601 & Zan St; Fed Project #34105	Improvement	SCDOT	$ 500,000.00	$ -	$ -	$ 500,000.00	
P028627	Streetscape Project to include sidewalk, lighting, landscaping & irrigation along Old St Rd (US-176)	Enhancement	SCDOT	$ 100,000.00	$ 100,000.00	$ -	$ -	
P029162	Install sidewalk on Homestead Rd (S-36) from US-178 to Bowman Fire Dept	Sidewalk	SCDOT	$ 75,000.00	$ 75,000.00	$ -	$ -	Closed
P029650 (B)	Resurface S-33,S-39,S-52,S-90,S-92,S-179,S-244,S-245, S-263, S-507, S-907, S-910, S-949, S-955, S-1010, S-1374, S-17670 & S-1816	Resurface	SCDOT	$ 981,727.21	$ 920,859.87	$ 597,699.89	$ 60,867.34	
P030373	Resurface SC-70	Resurface	SCDOT	$ 300,000.00	$ 300,000.00	$ -	$ -	
	TOTALS			$ 3,877,615.21	$ 3,001,747.87	$ 614,304.89	$ 875,867.34	

25% OF COUNTY'S APPORTIONMENT OF 'C' FUNDS, BASED ON BIENNIAL AVERAGE: 25.55%

ORANGEBURG COUNTY - CTC ANNUAL C FUND REPORT
JULY 1, 2017 - JUNE 30, 2018
SFY 2015 - 2016 NON-RECURRING FUNDS (H.4230)

Balance of Funds as of July 1, 2017			**$**	**4,569,335.39**
Income:				
Funds Received for Period July 1, 2017 through June 30, 2018	$	-		
Interest Earned for Period July 1, 2017 through June 30, 2018	$	37,290.43		
Total Income			$	37,290.43
Expenses:				
State Road Project Expenditures	$	(3,722,479.96)		
Total Expenditures			$	(3,722,479.96)
Balance of Funds as of June 30, 2018			**$**	**884,145.86**
Funding Commitments:				
State Road Projects	$	711,819.19		
Total Commitments			$	711,819.19
Total Uncommitted Funds Available for New Projects			**$**	**172,326.67**

 PROJECTS FUNDED WITH NON-RECURRINGS FUNDS (H.4230)

STATE ROAD PROJECTS

Project ID#	PROJECT DESCRIPTION	WORK TYPE	RESPONSIBLE AGENCY	BUDGET	EXPENDITURES	CURRENT FISCAL YEAR EXPENDITURES	REMAINING BUDGET	PROJECT STATUS
C P029240	Resurface S-106, S-116, S-128, S-152, S-224, S-607, S-667, S-1021, S-1022, S-1094, S-1196, S-1203, S-1463, S-1588, S-1649, S-1650, S-1660 & S-1901	Resurface	SCDOT	$ 2,726,213.48	$ 2,337,554.27	$ 41,025.34	$ 388,659.21	
C P029650 (A)	Resurface S-33, S-39, S-52, S-90, S-92, S-179, S-244, S-245, S-263, S-507, S-907, S-910, S-949, S-955, S-1010, S-1374, S-17670 & S-1816	Resurface	SCDOT	$ 4,188,832.45	$ 3,865,672.47	$ 3,681,454.62	$ 323,159.98	
	TOTALS			$ 6,915,045.93	$ 6,203,226.74	$ 3,722,479.96	$ 711,819.19	

ORANGEBURG COUNTY - CTC ANNUAL C FUND REPORT
JULY 1, 2017 - JUNE 30, 2018
SFY 2016 - 2017 NON-RECURRING FUNDS (P117.135)

Balance of Funds as of July 1, 2017			**$**	**1,629,181.24**
Income:				
Funds Received for Period July 1, 2017 through June 30, 2018	$	-		
Interest Earned for Period July 1, 2017 through June 30, 2018	$	27,642.98		
Total Income			$	27,642.98
Expenses:				
State Road Project Expenditures	$	-		
Total Expenditures			$	-
Balance of Funds as of June 30, 2018			**$**	**1,656,824.22**
Funding Commitments:				
State Road Projects	$	-		
Total Commitments			$	-
Total Uncommitted Funds Available for New Projects			**$**	**1,656,824.22**

 PROJECTS FUNDED WITH NON-RECURRINGS FUNDS (P117.135)

STATE ROAD PROJECTS

Project ID#	PROJECT DESCRIPTION	WORK TYPE	RESPONSIBLE AGENCY	BUDGET	EXPENDITURES	CURRENT FISCAL YEAR EXPENDITURES	REMAINING BUDGET	PROJECT STATUS
					$ -	$ -	$ -	
	TOTALS			$ -	$ -	$ -	$ -	

SCDOT
South Carolina
Department of Transportation

Certified True and Correct
Batina Feaster, C Program Manager

Batina Feaster
Signature

9-4-2018
Date

RICHLAND

Chairman James C. Brown

RICHLAND COUNTY - CTC ANNUAL C FUND REPORT
JULY 1, 2017 - JUNE 30, 2018
RECURRING FUNDS

Balance of Funds as of July 1, 2017			**$**	**9,498,369.25**
Income:				
Funds Received for Period July 1, 2017 through June 30, 2018	$	3,512,745.12		
Interest Earned for Period July 1, 2017 through June 30, 2018	$	198,799.66		
Donor Bonus FY 17	$	1,170,798.78		
Total Income			$	4,882,343.56
Expenses:				
3% Administrative Fees - FY 17	$	(118,382.75)		
Bond Repayment - FY 17-18	$	(206,900.00)		
Admin Fees - FY 17-18	$	(2,000.00)		
Local Paving Project Expenditures	$	-		
State Road Project Expenditures	$	(233,191.38)		
Total Expenditures			$	(560,474.13)
Balance of Funds as of June 30, 2018			**$**	**13,820,238.68**
Funding Commitments:				
Local Paving Projects	$	3,328,901.58		
State Road Projects	$	9,835,131.08		
Total Committed Funds			$	13,164,032.66
Total Uncommitted Funds Available for New Projects			**$**	**656,206.02**

 PROJECTS FUNDED WITH RECURRING FUNDS

LOCAL PAVING PROJECTS

Project ID#	PROJECT DESCRIPTION	WORK TYPE	RESPONSIBLE AGENCY	BUDGET	TOTAL EXPENDITURES	CURRENT FISCAL YEAR EXPENDITURES	REMAINING BUDGET	PROJECT STATUS
P029826	Construct sidewalk on Summit Ridge Dr, Bombing Range Rd & Sumter Parkway Between Hard Scrabble Rd & Tallion Dr.	Construction	County	$ 1,012,044.00	$ -	$ -	$ 1,012,044.00	
P030365	Install sidewalk on Miramar Dr.	Sidewalk	County	$ 290,042.00	$ -	$ -	$ 290,042.00	
P034726	Road improvements for Chestnut Hill road project to include Lost Creek Dr, Bluff Pt, Pond Oak & West Way	Improvements	City of Columbia	$ 1,500,000.00	$ -	$ -	$ 1,500,000.00	
P037536	Design & construct sidewalk & flashing school zone along Longreen Parkway	Sidewalk	County	$ 216,269.50	$ -	$ -	$ 216,269.50	
P037606	Rebuild section of Fountain Lake Rd beginning at Garners Ferry Rd for approx. 1740'	Improvements	County	$ 310,546.08	$ -	$ -	$ 310,546.08	
	TOTALS			$ 3,328,901.58	$ -	$ -	$ 3,328,901.58	

EXPENDITURES FOR LOCAL PAVING PROJECTS AS PERCENT OF TOTAL INCOME: 0.00%

STATE ROAD PROJECTS

Project ID#	PROJECT DESCRIPTION	WORK TYPE	RESPONSIBLE AGENCY	BUDGET	EXPENDITURES	CURRENT FISCAL YEAR EXPENDITURES	REMAINING BUDGET	PROJECT STATUS
0041533	Construct sidewalk on Bitternut Rd (S-1317) Left side only from existing sidewalk near Squirrell Cr to Padgett Rd.	Construction	SCDOT	$ 925,516.00	$ 766,873.06	$ -	$ 158,642.94	
0041846	Contributing to the installation of Sidewalk Along Bluff Rd (SC-48) from Main Fairgrounds entrance on Rosewood Dr, South Along Bluff Rd to George Rogers Blvd.	Sidewalk	SCDOT	$ 800,000.00	$ 796,667.53	$ -	$ 3,332.47	
0042579	Construct sidewalk along Greenlawn Dr (S-49) from Leesburg Rd to US-76	Construction	SCDOT	$ 921,816.69	$ 229,192.89	$ 31,438.24	$ 692,623.80	
0042796	Design & construct left turn lane at Defender corp on US-378	Construction	SCDOT	$ 390,656.57	$ 329,139.87	$ -	$ 61,516.70	
P027199	Install sidewalk on Mason Rd (S-219)	Sidewalk	SCDOT	$ 307,910.80	$ 264,924.00	$ -	$ 42,986.80	
P027198	PE for Sidewalk installation on Patterson Rd (S-707)	Sidewalk	SCDOT	$ 1,267,362.90	$ 139,046.04	$ 19,973.14	$ 1,128,316.86	
P027709	Install Sidewalk & Bike Lane, Bluff Rd (SC-48) from S-2644 to Carswell Rd.	Sidewalk	SCDOT	$ 178,180.00	$ 74,960.00	$ 7,780.00	$ 103,220.00	
P028051	Resurface all or a portion of Chapin Rd, Shadowood Dr., W Shady grove and Water Garden Ct	Resurface	SCDOT	$ 879,167.55	$ 879,167.55	$ -	$ -	Closed

STATE ROAD PROJECTS (Continued)

Project ID#	PROJECT DESCRIPTION	WORK TYPE	RESPONSIBLE AGENCY	BUDGET	TOTAL EXPENDITURES	CURRENT FISCAL YEAR EXPENDITURES	REMAINING BUDGET	PROJECT STATUS
P029800 (B)	Resurface S-41, S-43, S-95, S-336, S-423, S-479, S-489, S-592, etc.	Resurface	SCDOT	$ 289,002.73	$ -	$ -	$ 289,002.73	
P030001	Install Sidewalk Along Sparkleberry Ln at Spring Valley HS	Sidewalk	SCDOT	$ 821,860.46	$ 60,000.00	$ 60,000.00	$ 761,860.46	
P030761	Phase II - Assembly St (SC-48) improvements for Pendleton St. to Lady St.	Improvements	City of Columbia	$ 609,000.00	$ -	$ -	$ 609,000.00	
P030763	Sidewalk extension on Piney Woods Rd (S-674)	Sidewalk	SCDOT	$ 305,835.51	$ 46,000.00	$ 46,000.00	$ 259,835.51	
P030764	Install sidewalk on Christie Rd (S-1802)	Sidewalk	SCDOT	$ 93,006.89	$ 31,000.00	$ 31,000.00	$ 62,006.89	
P030765	Sidewalk extension on Brickyard Rd (S-43)	Sidewalk	SCDOT	$ 50,354.07	$ 36,000.00	$ 36,000.00	$ 14,354.07	
P032237	Construct sidewalk along Percival Rd (SC-12)	Sidewalk	County	$ 2,500,000.00	$ -	$ -	$ 2,500,000.00	
P032397	Interchange located at I-126 & I-26 "Milton Kimpson Interchange"	Dedication	SCDOT	$ 500.00	$ 500.00	$ 500.00	$ -	Closed
P032398	Name Richard St "Deacon James Knotts Street"	Dedication	SCDOT	$ 500.00	$ 500.00	$ 500.00	$ -	Closed
P037228	Resurface S-70, S-81, S-467, S-824, S-944, S-1143, S-1549, S-2504, S-2505, S-2682 & S-3021	Resurface	SCDOT	$ 1,399,233.13	$ -	$ -	$ 1,399,233.13	
P037359 (C.)	Resurface a portion of Decker Blvd (S-151	Resurface	SCDOT	$ 49,198.72	$ -	$ -	$ 49,198.72	
P037535	Install turn lanes at Caughman Rd (S-404) & Hallbrook Dr/Trailwood Ln (S-1660) intersection, and turn lanes at the school driveways	Turn Lanes	SCDOT	$ 1,700,000.00	$ -	$ -	$ 1,700,000.00	
	TOTALS			$ 13,489,102.02	$ 3,653,970.94	$ 233,191.38	$ 9,835,131.08	

25% OF COUNTY'S APPORTIONMENT OF 'C' FUNDS, BASED ON BIENNIAL AVERAGE: 123.99%

RICHLAND COUNTY - CTC ANNUAL C FUND REPORT
JULY 1, 2017 - JUNE 30, 2018
SFY 2015 - 2016 NON-RECURRING FUNDS (H.4230)

Balance of Funds as of July 1, 2017			**$**	**8,213,282.79**
Income:				
Funds Received for Period July 1, 2017 through June 30, 2018	$	-		
Interest Earned for Period July 1, 2017 through June 30, 2018	$	55,115.62		
Total Income			$	55,115.62
Expenses:				
State Road Project Expenditures	$	(7,251,310.08)		
Total Expenditures			$	(7,251,310.08)
Balance of Funds as of June 30, 2018			**$**	**1,017,088.33**
Funding Commitments:				
State Road Projects	$	1,008,015.87		
Total Commitments			$	1,008,015.87
Total Uncommitted Funds Available for New Projects			**$**	**9,072.46**

 PROJECTS FUNDED WITH NON-RECURRINGS FUNDS (H.4230)

STATE ROAD PROJECTS

Project ID#	PROJECT DESCRIPTION	WORK TYPE	RESPONSIBLE AGENCY	BUDGET	EXPENDITURES	CURRENT FISCAL YEAR EXPENDITURES	REMAINING BUDGET	PROJECT STATUS
P029800 (A)	Resurface S-41, S-43, S-95, S-336, S-423, S-479, S-489, S-592, S-643, S-674, S-682, S-702, S-926, S-927, S-978, S-1058, S-1292, S-1296, S-1369, S-1382, S-1437, S-1499, S-1500, S-1562, S-1660, S-1751, S-1776, S-1804, S-1837, S-1859, S-2005, S-2089, S-2169, S-2332, S-2365, S-2473, S-2642. S-2643, S-2656, S-2658, S-2894, S-77, S-123, S-390, S-391, S-392, S-483, S-1104, S-1105, S-1389, S-1390, S-1391, S-1392, S-1411, S-2087, S-2291, & S-2295	Resurface	SCDOT	$ 10,431,032.11	$ 9,624,597.90	$ 7,251,310.08	$ 806,434.21	
P037359 (B)	Resurface a portion of Decker Blvd (S-151	Resurface	SCDOT	$ 201,581.66	$ -	$ -	$ 201,581.66	
	TOTALS			$ 10,632,613.77	$ 9,624,597.90	$ 7,251,310.08	$ 1,008,015.87	

RICHLAND COUNTY - CTC ANNUAL C FUND REPORT
JULY 1, 2017 - JUNE 30, 2018
SFY 2016 - 2017 NON-RECURRING FUNDS (P117.135)

Balance of Funds as of July 1, 2017			**$**	**2,291,409.21**
Income:				
Funds Received for Period July 1, 2017 through June 30, 2018	$	-		
Interest Earned for Period July 1, 2017 through June 30, 2018	$	35,702.94		
Total Income			$	35,702.94
Expenses:				
State Road Project Expenditures	$	(1,051,471.91)		
Total Expenditures			$	(1,051,471.91)
Balance of Funds as of June 30, 2018			**$**	**1,275,640.24**
Funding Commitments:				
State Road Projects	$	1,260,358.65		
Total Commitments			$	1,260,358.65
Total Uncommitted Funds Available for New Projects			**$**	**15,281.59**

 PROJECTS FUNDED WITH NON-RECURRINGS FUNDS (P117.135)

STATE ROAD PROJECTS

Project ID#	PROJECT DESCRIPTION	WORK TYPE	RESPONSIBLE AGENCY	BUDGET	EXPENDITURES	CURRENT FISCAL YEAR EXPENDITURES	REMAINING BUDGET	PROJECT STATUS
P030762	Resurface S-248, S-1406, S-1889, S-1899, S-2299, S-2302, S-2565, S-3968 & S-3972	Resurface	SCDOT	$ 1,422,736.63	$ 993,660.05	$ 904,739.01	$ 429,076.58	
P032306	Resurface S-215, S-1225, S-1487, S-2067 & S-2067 SPUR	Resurface	SCDOT	$ 415,054.42	$ 146,732.90	$ 146,732.90	$ 268,321.52	
P037359 (A)	Resurface a portion of Decker Blvd (S-151	Resurface	SCDOT	$ 562,960.55	$ -	$ -	$ 562,960.55	
	TOTALS			$ 2,400,751.60	$ 1,140,392.95	$ 1,051,471.91	$ 1,260,358.65	

SCDOT
South Carolina
Department of Transportation

Certified True and Correct
Batina Feaster, C Program Manager

Batina Feaster
Signature

9-4-2018
Date

UNION

Chairman Don Shetley

UNION COUNTY - CTC ANNUAL C FUND REPORT
JULY 1, 2017 - JUNE 30, 2018
RECURRING FUNDS

Balance of Funds as of July 1, 2017			**$**	**1,917,094.37**
Income:				
Funds Received for Period July 1, 2017 through June 30, 2018	$	868,823.97		
Interest Earned for Period July 1, 2017 through June 30, 2018	$	31,036.53		
Total Income			$	899,860.50
Expenses:				
3% Administrative Fees - FY 17	$	(27,193.78)		
Administrative Fees for FY 17-18	$	(2,000.00)		
Local Paving Project Expenditures	$	(794,411.20)		
State Road Project Expenditures	$	(240.50)		
Total Expenditures			$	(823,845.48)
Balance of Funds as of June 30, 2018			**$**	**1,993,109.39**
Funding Commitments:				
Local Paving Projects	$	550,452.09		
State Road Projects	$	1,028,098.22		
Total Committed Funds			$	1,578,550.31
Total Uncommitted Funds Available for New Projects			**$**	**414,559.08**

 PROJECTS FUNDED WITH RECURRING FUNDS

LOCAL PAVING PROJECTS

Project ID#	PROJECT DESCRIPTION	WORK TYPE	RESPONSIBLE AGENCY	BUDGET	TOTAL EXPENDITURES	CURRENT FISCAL YEAR EXPENDITURES	REMAINING BUDGET	PROJECT STATUS
P027299	Resurface several alleys & portions of N First St & Longview Dr	Resurface	County	$ 68,550.00	$ 68,550.00	$ 68,550.00	$ -	Closed
P029966	Resurface county roads	Resurface	County	$ 700,000.00	$ 698,686.71	$ -	$ 1,313.29	
P034741	Paving Battlefield Rd, Black Bottom Rd, Brannon Rd, Brooks Farm Rd, Buck Fowler Rd, Buck Gregory, C Vaughn Rd, Canal Rd, Cherry, Clark Rd, Clearview, Ed's Cr, Elmira Rd, Fowken Farm Rd, Frank Hill Loop, Froggy Lake Rd, Gary Rd, gilliam Rd, Healing Springs	Resurface	County	$ 875,000.00	$ 725,861.20	$ 725,861.20	$ 149,138.80	
P037417	Resurface local roads - list on file	Resurface	County	$ 400,000.00	$ -	$ -	$ 400,000.00	
	TOTALS			$ 2,043,550.00	$ 1,493,097.91	$ 794,411.20	$ 550,452.09	

EXPENDITURES FOR LOCAL PAVING PROJECTS AS PERCENT OF TOTAL INCOME: 91.71%

STATE ROAD PROJECTS

Project ID#	PROJECT DESCRIPTION	WORK TYPE	RESPONSIBLE AGENCY	BUDGET	EXPENDITURES	CURRENT FISCAL YEAR EXPENDITURES	REMAINING BUDGET	PROJECT STATUS
P028126	Patching & Resurfacing SC-215, resurfacing S-45	Patching	SCDOT	$ 1,017,159.96	$ 1,017,159.96	$ -	$ -	Closed
P029296	Resurface Buffalo W Springs Hwy (SC-215) from Ace Hardware to Midway BBQ	Resurface	SCDOT	$ 398,014.87	$ 361,916.65	$ -	$ 36,098.22	
P029901	Extend Sidewalk on Forrest St	Sidewalk	SCDOT	$ 240.50	$ 240.50	$ 240.50	$ -	Closed
P029967	Relocate Water & Sewer Lines for Bridge replacement on SC-9 in the town of Lockhart	Drainage	Union Co	$ 390,000.00	$ 21,000.00	$ -	$ 369,000.00	
P037614	Replace the brick wall & sidewalk in the Monarch area adjacent to SC-49	Sidewalk	SCDOT	$ 53,000.00	$ -	$ -	$ 53,000.00	
P037616	Resurface Wilson St (S-503), and a portion of Peach Orchard Rd (S-69)	Resurface	SCDOT	$ 570,000.00	$ -	$ -	$ 570,000.00	
	TOTALS			$ 2,428,415.33	$ 1,400,317.11	$ 240.50	$ 1,028,098.22	

25% OF COUNTY'S APPORTIONMENT OF 'C' FUNDS, BASED ON BIENNIAL AVERAGE: 25.00%

UNION COUNTY - CTC ANNUAL C FUND REPORT
JULY 1, 2017 - JUNE 30, 2018
SFY 2015 - 2016 NON-RECURRING FUNDS (H.4230)

Balance of Funds as of July 1, 2017			**$**	**930,080.40**
Income:				
Funds Received for Period July 1, 2017 through June 30, 2018	$	-		
Interest Earned for Period July 1, 2017 through June 30, 2018	$	9,640.10		
Total Income			$	9,640.10
Expenses:				
State Road Project Expenditures	$	(423,876.71)		
Total Expenditures			$	(423,876.71)
Balance of Funds as of June 30, 2018			**$**	**515,843.79**
Funding Commitments:				
State Road Projects	$	165,605.38		
Total Commitments			$	165,605.38
Total Uncommitted Funds Available for New Projects			**$**	**350,238.41**

 PROJECTS FUNDED WITH NON-RECURRINGS FUNDS (H.4230)

STATE ROAD PROJECTS

Project ID#	PROJECT DESCRIPTION	WORK TYPE	RESPONSIBLE AGENCY	BUDGET	EXPENDITURES	CURRENT FISCAL YEAR EXPENDITURES	REMAINING BUDGET	PROJECT STATUS
P029295	Resurface Industrial Park, Lukesville Rd, Hart St, Old Buffalo Rd & Pinckney St	Resurface	SCDOT	$ 1,452,048.16	$ 1,451,801.64	$ 1,008.98	$ 246.52	
P029904 (A)	Resurface All or a portion of S-124/S-350 and S-382	Resurface	SCDOT	$ 735,464.27	$ 570,105.41	$ 422,867.73	$ 165,358.86	
	TOTALS			$ 2,187,512.43	$ 2,021,907.05	$ 423,876.71	$ 165,605.38	

UNION COUNTY - CTC ANNUAL C FUND REPORT
JULY 1, 2017 - JUNE 30, 2018
SFY 2016 - 2017 NON-RECURRING FUNDS (P117.135)

Balance of Funds as of July 1, 2017			**$**	**417,397.40**
Income:				
Funds Received for Period July 1, 2017 through June 30, 2018	$	-		
Interest Earned for Period July 1, 2017 through June 30, 2018	$	4,223.22		
Total Income			$	4,223.22
Expenses:				
State Road Project Expenditures	$	(197,994.63)		
Total Expenditures			$	(197,994.63)
Balance of Funds as of June 30, 2018			**$**	**223,625.99**
Funding Commitments:				
State Road Projects	$	54,728.26		
Total Commitments			$	54,728.26
Total Uncommitted Funds Available for New Projects			**$**	**168,897.73**

PROJECTS FUNDED WITH NON-RECURRINGS FUNDS (P117.135)

STATE ROAD PROJECTS

Project ID#	PROJECT DESCRIPTION	WORK TYPE	RESPONSIBLE AGENCY	BUDGET	EXPENDITURES	CURRENT FISCAL YEAR EXPENDITURES	REMAINING BUDGET	PROJECT STATUS
P030558	Resurface SC-496 for 0.76 miles	Resurface	SCDOT	$ 423,990.43	$ 369,262.17	$ 197,994.63	$ 54,728.26	
	TOTALS			$ 423,990.43	$ 369,262.17	$ 197,994.63	$ 54,728.26	

South Carolina
Department of Transportation

Certified True and Correct
Batina Feaster, C Program Manager

Batina Feaster
Signature

9-4-2018
Date

WILLIAMSBURG

Chairman Boykin A. Parson

WILLIAMSBURG COUNTY - CTC ANNUAL C FUND REPORT
JULY 1, 2017 - JUNE 30, 2018
RECURRING FUNDS

Balance of Funds as of July 1, 2017			**$**	**2,681,304.97**
Income:				
Funds Received for Period July 1, 2017 through June 30, 2018	$	1,453,033.17		
Interest Earned for Period July 1, 2017 through June 30, 2018	$	54,026.58		
Total Income			$	1,507,059.75
Expenses:				
3% Administrative Fees - FY 17	$	(45,217.26)		
Bond Repayment - July 2017	$	(156,700.00)		
Administrative Fees - FY 17-18	$	(2,000.00)		
Local Paving Project Expenditures	$	(100,000.00)		
State Road Project Expenditures	$	-		
Total Expenditures			$	(303,917.26)
Balance of Funds as of June 30, 2018			**$**	**3,884,447.46**
Funding Commitments:				
Local Paving Projects	$	485,145.00		
State Road Projects	$	3,628,530.86		
Total Committed Funds			$	4,113,675.86
Total Uncommitted Funds Available for New Projects			**$**	**(229,228.40)**

 PROJECTS FUNDED WITH RECURRING FUNDS

LOCAL PAVING PROJECTS

Project ID#	PROJECT DESCRIPTION	WORK TYPE	RESPONSIBLE AGENCY	BUDGET	TOTAL EXPENDITURES	CURRENT FISCAL YEAR EXPENDITURES	REMAINING BUDGET	PROJECT STATUS
6041881	Pavement Improvements at VFW on Sandy Bay Hwy	Paving	County	$ 45,000.00	$ -	$ -	$ 45,000.00	
6042827	Pave School Rd & Stallion Rd	Paving	Kingstree	$ 450,000.00	$ 450,000.00	$ -	$ -	
P029781	Contributing to pave the entrance to Hemingway spec building access Road	Paving	County	$ 100,000.00	$ 100,000.00	$ 100,000.00	$ -	
P032208	Construct access road to Williamsburg County Economic Development's Kingstree Commerce Center	Construction	County	$ 100,000.00	$ -	$ -	$ 100,000.00	
P037090	Resurface Paris Circle in Salters	Resurface	County	$ 45,000.00	$ -	$ -	$ 45,000.00	
P037093	Rocking dirt roads throughout the county	Rocking	County	$ 223,145.00	$ -	$ -	$ 223,145.00	
P037094	Rocking dirt roads throughout the county	Rocking	County	$ 72,000.00	$ -	$ -	$ 72,000.00	
	TOTALS			$ 1,035,145.00	$ 550,000.00	$ 100,000.00	$ 485,145.00	

EXPENDITURES FOR LOCAL PAVING PROJECTS AS PERCENT OF TOTAL INCOME: 6.79%

STATE ROAD PROJECTS

Project ID#	PROJECT DESCRIPTION	WORK TYPE	RESPONSIBLE AGENCY	BUDGET	EXPENDITURES	CURRENT FISCAL YEAR EXPENDITURES	REMAINING BUDGET	PROJECT STATUS
P027534	Purchase Pipe to be used on state roads	Materials	SCDOT	$ 35,000.00	$ 17,063.68	$ -	$ 17,936.32	
P030476	Resurface Varner Ave (S-35) & C E Murray Blvd (S-26)	Resurface	County	$ 35,000.00	$ -	$ -	$ 35,000.00	
P032238 (C)	Resurface S-510, S-26, S-469, S-729, S-653, S-288, S-469, S-684 & S-721	Resurface	SCDOT	$ 1,975,594.54	$ -	$ -	$ 1,975,594.54	
P037641	Resurface Lynchburg Rd (S-78)	Resurface	SCDOT	$ 1,600,000.00	$ -	$ -	$ 1,600,000.00	
	TOTALS			$ 3,645,594.54	$ 17,063.68	$ -	$ 3,628,530.86	

25% OF COUNTY'S APPORTIONMENT OF 'C' FUNDS, BASED ON BIENNIAL AVERAGE: 83.03%

WILLIAMSBURG COUNTY - CTC ANNUAL C FUND REPORT
JULY 1, 2017 - JUNE 30, 2018
SFY 2015 - 2016 NON-RECURRING FUNDS (H.4230)

Balance of Funds as of July 1, 2017			**$**	**3,999,439.41**
Income:				
Funds Received for Period July 1, 2017 through June 30, 2018	$	-		
Interest Earned for Period July 1, 2017 through June 30, 2018	$	27,651.75		
Total Income			$	27,651.75
Expenses:				
State Road Project Expenditures	$	(3,523,548.97)		
Total Expenditures			$	(3,523,548.97)
Balance of Funds as of June 30, 2018			**$**	**503,542.19**
Funding Commitments:				
State Road Projects	$	479,452.91		
Total Commitments			$	479,452.91
Total Uncommitted Funds Available for New Projects			**$**	**24,089.28**

 PROJECTS FUNDED WITH NON-RECURRINGS FUNDS (H.4230)

STATE ROAD PROJECTS

Project ID#	PROJECT DESCRIPTION	WORK TYPE	RESPONSIBLE AGENCY	BUDGET	EXPENDITURES	CURRENT FISCAL YEAR EXPENDITURES	REMAINING BUDGET	PROJECT STATUS
C P029779	Resurface S-26,S-116,S-319 & S-496	Resurface	SCDOT	$ 4,152,426.94	$ 3,791,475.65	$ 3,523,548.97	$ 360,951.29	
P032238 (B)	Resurface S-510, S-26, S-469, S-729, S-653, S-288, S-469, S-684 & S-721	Resurface	SCDOT	$ 118,501.62	$ -	$ -	$ 118,501.62	
	TOTALS			$ 4,270,928.56	$ 3,791,475.65	$ 3,523,548.97	$ 479,452.91	

WILLIAMSBURG COUNTY - CTC ANNUAL C FUND REPORT
JULY 1, 2017 - JUNE 30, 2018
SFY 2016 - 2017 NON-RECURRING FUNDS (P117.135)

Balance of Funds as of July 1, 2017			**$**	**984,614.22**
Income:				
Funds Received for Period July 1, 2017 through June 30, 2018	$	-		
Interest Earned for Period July 1, 2017 through June 30, 2018	$	14,996.67		
Total Income			$	14,996.67
Expenses:				
State Road Project Expenditures	$	(192,474.38)		
Total Expenditures			$	(192,474.38)
Balance of Funds as of June 30, 2018			**$**	**807,136.51**
Funding Commitments:				
State Road Projects	$	(793,019.60)		
Total Commitments			$	(793,019.60)
Total Uncommitted Funds Available for New Projects			**$**	**14,116.91**

 PROJECTS FUNDED WITH NON-RECURRINGS FUNDS (P117.135)

STATE ROAD PROJECTS

Project ID#	PROJECT DESCRIPTION	WORK TYPE	RESPONSIBLE AGENCY	BUDGET	EXPENDITURES	CURRENT FISCAL YEAR EXPENDITURES	REMAINING BUDGET	PROJECT STATUS
P032238 (A)	Resurface S-510, S-26, S-469, S-729, S-653, S-288, S-469, S-684 & S-721	Resurface	SCDOT	$ 985,493.98	$ 192,474.38	$ 192,474.38	$ 793,019.60	
	TOTALS			$ 985,493.98	$ 192,474.38	$ 192,474.38	$ 793,019.60	

SCDOT
South Carolina
Department of Transportation

Certified True and Correct
Batina Feaster, C Program Manager

Batina Feaster
Signature

9-4-2018
Date

APPENDIX A

		Cash Balance	Uncommitted Balance	H.4230 Cash Balance	H.4230 Uncommitted Balance	P117.135 Cash Balance	P117.135 Uncommitted Balance
01	Abbeville	$ 1,544,865.06	$ 958,652.09	$ 524,782.95	$ 28,144.48	$ 236,102.83	$ 9,146.56
02	Aiken	$ 12,925,195.59	$ 3,257,379.85	$ 132,799.15	$ 1,309.73	$ 453,276.60	$ 10,324.24
03	Allendale	$ 2,392,557.97	$ 1,823,812.35	$ 35,728.72	$ 35,728.72	$ 402,592.80	$ 402,592.80
04	Anderson	$ 4,384,108.00	$ 3,355,194.00	$ -	$ -	$ 938,154.00	$ 5.39
05	Bamberg	$ 2,725,147.78	$ 263,087.65	$ 39,720.57	$ 39,720.57	$ 459,368.76	$ 459,368.76
06	Barnwell	$ 2,371,989.06	$ 484,747.94	$ 519,655.08	$ 505,395.49	$ 562,597.64	$ 562,597.64
07	Beaufort	$ 3,857,148.00	$ (152,701.00)	$ -	$ -	$ -	$ -
08	Berkeley	$ 5,330,247.00	$ 1,367,565.00	$ (10.54)	$ (10.54)	$ 5,540.00	$ 5,540.00
09	Calhoun	$ 1,776,710.16	$ 1,348,896.22	$ 198,340.26	$ 33,173.04	$ 469,691.57	$ 469,691.57
10	Charleston	$ 12,610,943.00	$ 2,105,814.00	$ -	$ -	$ 3,203.00	$ 3,203.00
11	Cherokee	$ 493,518.00	$ 493,518.00	$ -	$ -	$ -	$ -
12	Chester	$ 784,920.00	$ 192,807.00	$ 4,011.00	$ -	$ -	$ -
13	Chesterfield	$ 5,861,139.49	$ 1,060,218.44	$ 379,165.04	$ 31,870.79	$ 994,572.83	$ 46,238.55
14	Clarendon	$ 1,357,380.00	$ 939,878.00	$ -	$ -	$ 614,343.00	$ -
15	Colleton	$ 2,173,341.00	$ 168,830.00	$ -	$ -	$ 341,289.00	$ 251,289.00
16	Darlington	$ 3,808,810.17	$ 2,268,147.11	$ 874,655.06	$ 25,468.39	$ 105,535.75	$ 16,179.90
17	Dillon	$ 3,084,068.71	$ (51,901.77)	$ 479,271.30	$ 319,314.91	$ 10,491.01	$ 10,491.01
18	Dorchester	$ 2,382,648.45	$ (54,817.04)	$ 2,727,333.69	$ 337,803.27	$ 1,130,356.73	$ 1,100,356.73
19	Edgefield	$ 999,160.00	$ 298,278.00	$ 1,137.00	$ 1,137.00	$ 411,287.00	$ 41,395.00
20	Fairfield	$ 970,173.72	$ 188,440.09	$ 22.23	$ 22.23	$ 37.49	$ 37.49
21	Florence	$ 3,951,246.24	$ (123,043.76)	$ 1,035,267.05	$ 38,912.30	$ 1,355,774.15	$ 27,802.83
22	Georgetown	$ 5,033,529.19	$ 353,648.93	$ 1,581,198.55	$ 79,312.62	$ 38,586.49	$ 14,586.49
23	Greenville	$ 4,296,980.00	$ 655,153.00	$ (116,206.00)	$ (116,206.00)	$ (25,533.00)	$ (25,533.00)
24	Greenwood	$ 2,000,640.10	$ 1,300,205.10	$ 51,540.00	$ 51,540.00	$ 1,223.15	$ 1,223.15
25	Hampton	$ 2,244,643.22	$ (99,067.27)	$ 2,444,673.21	$ 1,356,376.66	$ 576,412.04	$ 42,732.79
26	Horry	$ 14,019,469.93	$ 1,245,462.52	$ 3,409,996.97	$ 30,431.40	$ 2,179,359.06	$ 161,408.15
27	Jasper	$ 3,324,178.02	$ 2,265,378.18	$ 191,162.47	$ 37,764.89	$ 609,050.64	$ 19,050.64
28	Kershaw	$ 4,243,231.48	$ 814,459.65	$ 2,360,770.13	$ 52,898.91	$ (27,366.45)	$ (27,366.45)
29	Lancaster	$ 128,847.52	$ 128,847.52	$ -	$ -	$ -	$ -
30	Laurens	$ 1,555,977.58	$ 709,383.58	$ -	$ -	$ -	$ -
31	Lee	$ 1,323,555.06	$ 872,603.97	$ 101,815.03	$ 14,227.42	$ 7,354.45	$ 7,354.45
32	Lexington	$ 10,754,990.28	$ 7,402,654.12	$ 21,998.77	$ 21,998.77	$ 10,779.18	$ 10,779.18
33	McCormick	$ 1,049,582.28	$ 344,670.92	$ 26,723.84	$ 26,723.84	$ 5,907.46	$ 5,907.46
34	Marion	$ 2,249,182.22	$ 446,316.27	$ 85,807.71	$ 318.32	$ (131,021.38)	$ (131,021.38)
35	Marlboro	$ 4,523,988.52	$ 1,238,887.13	$ 146,018.98	$ 12,209.95	$ 619,373.55	$ 619,373.55
36	Newberry	$ 2,228,522.07	$ 621,805.11	$ 1,536,591.49	$ 7,350.09	$ 238,646.84	$ 341.42
37	Oconee	$ 4,982,546.10	$ 2,226,429.60	$ 793,249.92	$ 207,693.72	$ 232,224.38	$ 21,212.86
38	Orangeburg	$ 10,330,641.13	$ 1,768,265.79	$ 884,145.86	$ 172,326.67	$ 1,656,824.22	$ 1,656,824.22
39	Pickens	$ 2,158,381.44	$ (283,890.75)	$ 570,493.90	$ 570,493.90	$ 7,248.71	$ 7,248.71
40	Richland	$ 13,820,238.68	$ 656,206.02	$ 1,017,088.33	$ 9,072.46	$ 1,275,640.24	$ 15,281.59
41	Saluda	$ 779,148.30	$ 237,892.49	$ (7,413.90)	$ (7,413.90)	$ -	$ -
42	Spartanburg	$ 7,974,629.00	$ 2,704,913.00	$ 167,821.00	$ -	$ 83,854.00	$ -
43	Sumter	$ 3,683,052.62	$ 2,151,631.12	$ 161,048.52	$ 161,048.52	$ (2,783.90)	$ (2,783.90)
44	Union	$ 1,993,109.39	$ 414,559.08	$ 515,843.79	$ 350,238.41	$ 223,625.99	$ 168,897.73
45	Williamsburg	$ 3,884,447.46	$ (229,228.40)	$ 503,542.19	$ 24,089.28	$ 807,136.51	$ 14,116.91
46	York	$ 12,503,568.93	$ 6,470,915.39	$ 437,113.96	$ 437,113.96	$ 542,104.51	$ 542,104.51
	Grand Total	**$ 196,872,397.92**	**$ 54,610,904.24**	**$ 23,836,903.28**	**$ 4,897,600.27**	**$ 17,422,860.85**	**$ 6,537,999.55**

APPENDIX B

SOUTH CAROLINA "C" PROGRAM
APPORTIONMENT OF FUNDS FOR FISCAL YEAR 2017-18

The Apportionments do not include the Donor Bonus Allocations

	AREA		POPULATION		RURAL ROADS		APPORTIONMENT	
County	Sq. Mile	Percent	Number	Percent	Miles	Percent	Percent	Amount
Abbeville	508	1.69	25,417	0.55	942	1.46	1.23	929,000
Aiken	1,073	3.56	160,099	3.46	2,410	3.73	3.58	2,699,300
Allendale	408	1.35	10,419	0.22	507	0.79	0.79	592,600
Anderson	718	2.38	187,126	4.05	2,697	4.18	3.54	2,664,100
Bamberg	393	1.31	15,987	0.35	666	1.03	0.90	675,400
Barnwell	549	1.82	22,621	0.49	628	0.97	1.09	823,500
Beaufort	587	1.95	162,233	3.51	1,510	2.34	2.60	1,958,500
Berkeley	1,100	3.65	177,843	3.84	2,320	3.59	3.69	2,782,100
Calhoun	380	1.26	15,175	0.33	718	1.12	0.90	680,500
Charleston	917	3.05	350,209	7.57	852	1.32	3.98	2,998,100
Cherokee	393	1.31	55,342	1.20	1,017	1.58	1.36	1,027,000
Chester	581	1.93	33,140	0.72	898	1.39	1.35	1,014,400
Chesterfield	799	2.65	46,734	1.01	1,575	2.44	2.03	1,531,700
Clarendon	607	2.02	34,971	0.76	1,199	1.86	1.55	1,165,100
Colleton	1,056	3.51	38,892	0.84	1,423	2.20	2.18	1,644,700
Darlington	562	1.87	68,681	1.48	1,280	1.98	1.78	1,338,300
Dillon	405	1.35	32,062	0.69	868	1.34	1.13	848,700
Dorchester	575	1.91	136,555	2.95	1,099	1.70	2.19	1,647,200
Edgefield	502	1.67	26,985	0.58	789	1.22	1.16	871,300
Fairfield	687	2.28	23,956	0.52	996	1.54	1.45	1,089,700
Florence	799	2.65	136,885	2.96	1,819	2.82	2.81	2,116,700
Georgetown	815	2.71	60,158	1.30	1,311	2.03	2.01	1,516,600
Greenville	792	2.63	451,225	9.75	3,080	4.77	5.71	4,306,300
Greenwood	456	1.51	69,661	1.51	973	1.51	1.51	1,137,500
Hampton	560	1.86	21,090	0.46	702	1.09	1.14	856,200
Horry	1,134	3.77	269,291	5.82	3,139	4.86	4.81	3,628,300
Jasper	654	2.17	24,777	0.54	615	0.95	1.22	919,000
Kershaw	726	2.41	61,697	1.33	1,494	2.31	2.02	1,519,100
Lancaster	549	1.82	76,652	1.66	1,308	2.03	1.84	1,383,500
Laurens	713	2.37	66,537	1.44	1,475	2.28	2.03	1,529,200
Lee	410	1.36	19,220	0.42	668	1.03	0.94	705,600
Lexington	700	2.32	262,391	5.67	2,427	3.76	3.92	2,950,300
McCormick	360	1.20	10,233	0.22	687	1.06	0.83	622,700
Marion	489	1.62	33,062	0.71	936	1.45	1.26	949,100
Marlboro	480	1.59	28,933	0.62	829	1.28	1.16	876,300
Newberry	631	2.10	37,508	0.81	1,258	1.95	1.62	1,220,300
Oconee	625	2.08	74,273	1.61	2,030	3.14	2.28	1,715,000
Orangeburg	1,106	3.67	92,501	2.00	2,522	3.91	3.19	2,405,500
Pickens	497	1.65	119,224	2.58	1,650	2.56	2.26	1,704,900
Richland	757	2.51	384,504	8.31	2,087	3.23	4.68	3,527,900
Saluda	451	1.50	19,875	0.43	982	1.52	1.15	866,300
Spartanburg	811	2.69	284,307	6.15	2,895	4.48	4.44	3,344,500
Sumter	665	2.21	107,456	2.32	1,564	2.42	2.32	1,745,100
Union	514	1.71	28,961	0.63	717	1.11	1.15	866,300
Williamsburg	934	3.10	34,423	0.74	1,313	2.03	1.95	1,473,900
York	683	2.27	226,073	4.89	1,702	2.64	3.27	2,460,700
Total	30,111	100.00	4,625,364	100.00	64,578	100.00	100.00	75,328,000

South Carolina
Department of Transportation

Christy A. Hall, P.E.
Secretary of Transportation
(803) 737-0874 Fax (803) 737-2038

January 8, 2019

Honorable Hugh Leatherman, President Pro Tempore
South Carolina Senate
111 Gressette Building
Columbia, SC 29201

Honorable James H. "Jay" Lucas, Speaker
South Carolina House of Representatives
506 Blatt Building
Columbia, SC 29201

Re: SCDOT 2019 Annual Report

Dear Chairmen:

On behalf of the South Carolina Department of Transportation (SCDOT) please accept the Agency's submittal for the "Annual Report" for 2019. Pursuant to SC Code of Law, **Section 57-3-760** SCDOT is required to provide this report to the General Assembly. In conjunction this Annual Report satisfies the condition of the ***2017 Act No. 40, Section 57-1-380*** requiring SCDOT to provide and publish an annual update on achieving the TAMP performance goals. The 2019 Annual Report submittal meets both of these requirements.

Additionally, prior to 2015, SCDOT was granted through Proviso 117.72 (D) the opportunity to combine the statute-required Annual Report (Section 57-3-760) and the Mass Transit Report (Section 57-3-40) into the Annual Accountability Report. In 2014, the Annual Accountability Report was streamlined and was no longer able to contain the "Annual Report" nor the "Mass Transit Report." The Mass Transit Report will be sent at the appropriate time under separate letter.

If you have any questions, please do not hesitate to contact me.

Sincerely,

Christy A. Hall, P.E.
Secretary of Transportation

CAH:scj

Enclosure

cc: Henry D. McMaster, Governor of South Carolina
South Carolina General Assembly

Annual Report

January 2019 - Reporting on Fiscal Year 2018

As required by SC Code Section 57-3-760, to include 2017 Act No. 40, Section 57-1-380.

Annual Report

January 2019 - Reporting on Fiscal Year 2018

The South Carolina Department of Transportation (SCDOT) is one of the five largest state agencies in South Carolina and has a staff of approximately 4,500 men and women who work in all of the state's 46 counties, with the central headquarters located in Columbia. The agency's purposes include planning, construction, maintenance, and operation of the state highway system, and the development of a statewide intermodal and freight program.

A State Transportation Commission is the policy making body for SCDOT. It consists of nine-members – one member from each Congressional District and two at-large members. The Commission appoints the Secretary of Transportation who carries out the policies of the Commission, the daily operations of the agency and provides direction to staff.

The Secretary of SCDOT recognizes that the statewide network of all SCDOT divisions, departments, and units in offices at Headquarters and throughout the Districts are one team – **One SCDOT**. In retrospect of the extraordinary events of the past year, the SCDOT workforce not only serves to accomplish the mission and achieve the vision, it has also embodied the following SCDOT values:

Team
Excellence
Accountability
Make a Difference

Our Mission

"SCDOT shall have as its functions and purposes the systematic planning, construction, maintenance, and operation of the state highway system and the development of a statewide intermodal and freight system … the goal of the Department is to provide adequate, safe, and efficient transportation services for the movement of people and goods."

(SC Code Section 57-1-30)

SECTION I- AGENCY ACCOMPLISHMENTS

During the 2017-2018 fiscal year, SCDOT accomplished many milestones in "Year One" of the Ten Year Plan and earned major achievements and awards. These successes reflect the strong leadership and hard work of the SCDOT employees. Below are SCDOT highlights for this past fiscal year:

Achievements & Awards:

The Florence Morning News* summed up the first year of the Ten-Year Plan best … "SCDOT has experienced a record-breaking year in the first year of the agency's 10-year plan to Rebuild S.C.'s Roads. For the first time in the agency's history, the total amount of road and bridge work underway on the state's highways has exceeded $3 billion…" Secretary of Transportation Christy Hall said employing a strategic 10-year plan is contributing to the success."

*https://www.scnow.com/news/pee_dee_weekly/article_b758b604-886d-11e8-bb55-

Last year we provided insight and information on our Ten Year Plan and identified the biggest challenges of the existing highway system as: (1) poor pavement conditions, (2) structurally-deficient bridges, (3) much-needed road widenings, and (4) deadly roads. **This year** we are reporting that we have done exactly what we said we would do. SCDOT prepared this plan and shared it with lawmakers in 2017 during the discussions of the Roads Bill. Secretary Hall said, "We have held to the plan during its first year, which produced better-than-expected results. We will remain unwavering to the priorities within the four major program areas." This will be a long process of transforming our road system, but below are the updates this first year:

- POOR PAVEMENT CONDITIONS: This has been the single largest area of under-investment over the past three decades. SCDOT operates and maintains over 41,000 miles (90,000 lane miles) of roads and over 8,400 bridges, ranking SC as the *fourth largest state-owned highway system in the nation* according to the Federal Highway Administration (FHWA). More than half of our pavements have decayed so much that they need to be completely rebuilt from the foundation up, which is an $11 billion problem for South Carolina. ***Our ten-year target of paving up to 3 percent of the network per year is ahead of plan after year one with up to 5 percent improvement on pavements.***

- STRUCTURALLY-DEFICIENT BRIDGES: Last year when the Ten-Year Plan was launched, SCDOT identified the need to strategically target structurally-deficient bridges in the state. With the dramatic increase in bridge investments, we are able to target structurally-deficient bridges and load-restricted bridges on our major corridors. ***Our ten-year target of replacing 465 bridges is on schedule with 51 bridges under construction.***

- INTERSTATE WIDENINGS: We were at least 10 years behind on widening projects throughout the state. SC needed a major increase in funding dedicated to the interstates. Funding of $5 billon has been dedicated to this area with $1 billion in widenings already underway along the heavily traveled I-85 corridor. ***Our ten-year target of improving 140 miles of interstates has made excellent progress with over 70 miles underway.***

- RURAL ROAD/SAFETY: SC ranks #1 for the Fatality Rate in the nation. About 1,000 people die on our roads annually. The major roads in our rural areas are some of the deadliest roads in the state. We developed a Rural Road Safety Program to target the worst of the worst. ***Our ten-year target of making safety improvements on 1,000 miles of rural roads is ahead of schedule after 1-year with 187 miles underway.***

We have had a very good first year! In addition to our efforts on the Ten-Year Plan, SCDOT earned major achievements and awards. These successes reflect the strong leadership and the hard work of the SCDOT employees. Below are a few SCDOT highlights:

- SCDOT managed an influx of nearly 124,000 additional vehicles to South Carolina roads evacuating from neighboring states due to **Hurricane Irma** in September 2017. Nearly 2,100 SCDOT maintenance, district and headquarters employees worked around the clock to keep traffic moving and make needed emergency repairs.
- In just five days during October 2017, **SCDOT crews removed 12,000 cubic yards of sand** that had been left by Irma on a 1.5-mile stretch on Edisto Beach's main artery, Palmetto Boulevard. Some areas on the road were as deep as 4 feet with sand. Employees filled 1,500 dump trucks with sand and swept the boulevard clean. The town's mayor called it a 'miracle.' SCDOT received a **major regional transportation award** for this innovative approach.
- A **rare winter storm** that primarily impacted the coastal regions hit the state during January of 2018. SCDOT employees from the Upstate and Midlands assisted the Low country in an example of the "One DOT" approach that erases district and county lines when it comes to planning, responding to, and recovering from significant events affecting South Carolina.
- **Redesign of the SCDOT website** by March 2018 increased transparency making it more user-friendly.
- Secretary Hall led thousands of SCDOT maintenance workers and volunteers from SCDOT offices on March 22, 2018, for a **litter pick-up** on highways in every county of the state. Those efforts resulted in the collection of over 20,000 (20,170) bags of litter, which was enough to fill over 100 dump trucks.
- On April 27, 2018, SCDOT unveiled the **SCDOT Workers Memorial** in front of SCDOT Headquarters (955 Park Street in Columbia). This memorial is dedicated to the men and women, dating back to the 1920s, who gave their lives in service to SCDOT and the State of South Carolina.
- SCDOT announced on June 2, 2018, that the I-526 **westbound bridge over the Wando River** was open well ahead of schedule, thanks to successful around-the-clock emergency repair operations. The westbound structure was closed when bridge inspectors found a broken cable on May 14.
- There was a record $3 billion in road and bridge work underway across South Carolina as the first year of the SCDOT **Ten-Year Plan** ended on June 30, 2018.
- SCDOT added a "**Project Viewer**" to the agency's website (www.scdot.org) that allows anyone to "point and click" on an interactive road map of South Carolina. The user can choose between a list

of project types (resurfacing, widening, bridge replacements, etc.) all across South Carolina, or a list of projects within a certain area of the state.

- Additionally, in fiscal year 2017-2018 SCDOT **Maintenance** forces:
    - Received and processed approximately 63,553 work requests;
    - Patched approximately 411,000 potholes;
    - Mowed approximately 162,000 acres;
    - Removed 6.46 million pounds of litter/debris; and
    - Approved 11,723 encroachment permits.

SECTION II- 10-Year Plan Detailing Future Needs of the State

With the passage of the Roads Bill by the South Carolina General Assembly last year, the agency has been provided with an increased and sustainable revenue stream, and with that the opportunity to make gradual, but real and significant strides toward bringing the highway system back from three decades of neglect. We recognize that the preservation and modernization of our transportation system are essential to the economic health of our State. The infrastructure challenges for the state are addressed through the management of the Ten-Year Plan, the Statewide Transportation Improvement Program (STIP), the Statewide Multimodal Transportation Plan (SMTP) and, the Transportation Asset Management Plan (TAMP). These plans are explained below:

- The **Ten-Year Plan** shows a comprehensive list of projects that we plan to build over the next decade. We are intentional in our approach by addressing four major areas of Highway Safety, Structurally Deficient Bridges, Road Resurfacing, and Interstate Widenings. This list is located at: https://www.scdot.org/projects/ten-year-plan.aspx .
- The **STIP** is the states' six-year transportation improvement program for all projects or program areas receiving federal and state funding. The document is updated every three years and is revised on a continual basis to reflect the latest program and project information. The SCDOT Commission, as well as the Federal Highway Administration (FHWA) and Federal Transit Administration (FTA) approve the STIP. The STIP is located on the SCDOT website at: https://www.scdot.org/inside/pdf/planning/STIP_DDR_2017.pdf .
- The **2040 SMTP** is the states' twenty-five year Statewide Multimodal Transportation Plan, which focuses on maximizing South Carolina's limited funding resources, maintaining the state's position in the global marketplace, and efficiently moving both people and goods. This plan was developed in conjunction with SCDOT management, staff, and transportation partners and stakeholders. The 2040 MTP was finalized in November 2014, and is located at: http://www.scdot.org/multimodal/pdf/sc_mtp_strategic_corridors_plan_final.pdf

- The **TAMP** describes how SCDOT will operate, maintain, and improve the pavements and bridges with a focus on both engineering and economic analysis based on quality information to identify a structured sequence of maintenance, preservation, repair, rehabilitation, and replacement actions that will achieve and maintain a state of good repair over the life cycle of the assets at a minimum practical cost. The TAMP is located at: https://www.scdot.org/performance/pdf/reports/TAMP.pdf#search=TAMP

Transportation Asset Management Plan (TAMP):

In addition to the paragraph and link directly above where the TAMP is referenced, this Annual Report satisfies the condition of the ***2017 Act No. 40, Section 57-1-380*** that requires SCDOT to provide and publish an annual update on achieving the TAMP performance goals. To accomplish this requirement, the TAMP update is following.

SCDOT has moved forward with the development and deployment of a TAMP which ties infrastructure investment to a predicted return on that investment. The TAMP lists the major infrastructure Assets, by type, that SCDOT is charged with managing for the state of SC. Ten-year asset-condition targets are established and funding assigned to achieve these targets through a risk zero-based analytical process intended to optimize the investments across the transportation system to achieve the maximum strategic results. The table following reflects the targets and forecasted average annual investment levels established for SCDOT's safety, pavement, and bridge programs through 2026. The safety program includes dedicated funding of $50M each year beginning with fiscal year 2018 for the Rural Road Safety Program, which consists of targeted safety improvements on high-risk rural roads.

Implementation of the strategic priorities and TAMP are key to aligning SCDOT's internal and external efforts toward achievable results. "Year One" results indicate successful movement of the needle in the right direction for the important infrastructure items. Thanks to the investment in infrastructure recently passed by the General Assembly, SCDOT has been able to begin to make measurable, positive progress on rebuilding the state's roads and bridges.

POOR PAVEMENT CONDITIONS: ***Our ten-year target of paving up to 3 percent of the network per year is ahead of plan after 1-year with up to 5 percent improvement on pavements.***

STRUCTURALLY-DEFICIENT BRIDGES: ***Our ten-year target of replacing 465 bridges is on schedule with 51 bridges under construction.***

INTERSTATE WIDENINGS: ***Our ten-year target of improving 140 miles of interstates has made excellent progress with over 70 miles underway.***

RURAL ROAD/SAFETY: ***Our ten-year target of 1,000 miles for rural road safety improvements is <u>ahead of schedule</u> after 1-year with 187 miles underway.***

2018 has been a "Record Breaking Year" for SCDOT by meeting goals as noted above and in deploying programs in accordance with expectations of the "Roads Bill." A vital tool of that success is the management of the TAMP, which is shown below.

Transportation Asset Management Plan (TAMP) Performance Targets

							Year One Results			
Safety			2016 Baseline Condition		10-Year Target		2017 Forecasted Values		2017 Actual Values	
Fatalities (Statewide)			890	5 Year Rolling Average	886	5 Year Rolling Average	923	5 Year Rolling Average	915	5 Year Rolling Average
Fatality Rate			1.75	5 Year Rolling Average	1.34	5 Year Rolling Average	1.79	5 Year Rolling Average	1.75	5 Year Rolling Average
Number of Serious Injuries			3194	5 Year Rolling Average	2573	5 Year Rolling Average	3127	5 Year Rolling Average	3088	5 Year Rolling Average
Serious Injury Rate			6.30	5 Year Rolling Average	3.89	5 Year Rolling Average	6.02	5 Year Rolling Average	5.94	5 Year Rolling Average
Non-Motorized Fatalities & Serious Injuries			376	5 Year Rolling Average	351	5 Year Rolling Average	371	5 Year Rolling Average	370.6	5 Year Rolling Average
Emphasis Area: Roadway Departures										
Rural Road Safety Program										
Interstate Safety Program										
Rumble Strips Installation Program										
Emphasis Area: Intersections & Other High-Risk Locations										
Intersection Safety Projects										
Railroad Safety Projects										
Workzone Enforcement										
Target Zero Law Enforcement Teams										
Road Safety Assessments & Implementation										
Emphasis Area: Vulnerable Roadway Users										
Pedestrian & Bicycle Safety Projects										
Safety Data Analytics										
Total Average Annual Funding										
Pavements	Centerline Miles	% VMT	2016 Baseline		10-Year Target		2017 Forecasted Value		2017 Actual	
			% Good	% Poor	% Good	% Poor	% Good	% Poor	% Good	% Poor
Interstate	851	30%	65%	10%	92%	3%	68%	9%	70%	14%
Primary	9,517	46%	19%	56%	53%	30%	22%	53%	27%	52%
Non-Interstate NHS	*2,752*	*26%*	*25%*	*42%*	*72%*	*16%*	*30%*	*39%*	*32%*	*43%*
Non-NHS Primaries	*6,765*	*20%*	*16%*	*63%*	*48%*	*37%*	*19%*	*60%*	*25%*	*57%*
FA Eligible Secondary	10,370	17%	19%	50%	40%	35%	21%	49%	20%	53%
Non-Federal Aid Eligible Secondary	20,657	7%	13%	56%	25%	45%	14%	55%	16%	57%
Total Average Annual Funding										
Bridges (by number)	# Structures	% VMT	2016 Baseline**		10-Year Target		2017 Forecasted Value		2017 Actual	
			% Good	% Poor defined as % SD*	% Good	% Poor defined as % SD	% Good	% Poor defined as % SD*	% Good	% Poor defined as % SD*
NHS	1,745	56%	48%	6%	66%	0%	50%	5%	48%	6%
Non-NHS	3,883	37%	46%	11%	41%	11%	45%	11%	46%	10%
Off-System	2,794	7%	40%	9%	36%	10%	39%	9%	42%	8%
Bridges (by deck area)	Bridge Deck Area† (square feet)	% VMT	2016 Baseline**		10-Year Target		2017 Forecasted Value		2017 Actual	
			% Good	% Poor defined as % SD*	% Good	% Poor defined as % SD	% Good	% Poor defined as % SD	% Good	% Poor defined as % SD
NHS	39,110,289	56%	42%	4%	60%	0%	44%	4%	41%	4%
Non-NHS	24,903,895	37%	50%	10%	41%	15%	49%	11%	50%	9%
Off-System	7,607,110	7%	51%	7%	44%	10%	50%	7%	53%	7%
Bridge Programs			2016 Baseline Condition		10-Year Target		2017 Forecasted Value		2017 Actual	
Load Restricted Bridge Program			348		0		313		315	
NHS Structurally Deficient Bridge Program			102		0		92		99	
Total Average Annual Funding										

Pavement condition based on Pavement Quality Index (PQI).
NFA Secondary annual funding of $121M includes estimated $39M in CTC spending.
* Structurally-Deficient.
**Bridge conditions based on Federal Metrics.
2017 bridge numbers by count taken from end of 2017 calendar year.
2017 bridge numbers by deck area taken from first quarter 2018.

Proposed Ten-Year TAMP Budgets

Category	FY 2017	FY 2018	FY 2019	FY 2020	FY 2021	FY 2022	FY 2023	FY 2024	FY 2025	FY 2026	Ten-Year Average
Safety*	$ 46,768,651	$ 97,704,024	$ 98,658,105	$ 99,631,267	$ 99,631,267	$ 99,631,267	$ 99,631,267	$ 99,631,267	$ 99,631,267	$ 99,631,267	$ 94,054,965
Pavement	$348,280,000	$ 401,800,000	$ 417,000,000	$ 487,000,000	$ 562,000,000	$ 642,000,000	$ 702,000,000	$ 702,000,000	$ 702,000,000	$ 702,000,000	$566,608,000
Bridge	$111,250,000	$ 180,000,000	$ 170,000,000	$ 145,000,000	$ 145,000,000	$ 145,000,000	$ 145,000,000	$ 145,000,000	$ 145,000,000	$ 145,000,000	$147,625,000

*Includes a minimum $50M annually for the Rural Road Safety Program effective FY 2018.

SECTION III- 5-Year Plan Detailing Traffic Regulation

In response to Act 181 of 1993 (also known as the 1993 Restructuring Act), the SC Highway Department was separated into the Department of Public Safety, the Department of Motor Vehicles, and the Department of Transportation. Pursuant to Section 1507 of ACT 181, the duties and powers relating to highways do not contain the traffic regulations (including administration and enforcement of traffic, driver, and motor vehicle laws) and are therefore, not the responsibility of SCDOT.

SECTION IV- Firms, Companies, & Businesses with Contracts

The following are lists by five (5) categories of all firms, companies, or businesses that did business with the South Carolina Department of Transportation for FY 2018 (July 1, 2017 – June 30, 2018). Vendor Payments (pg. 7) include all payments for goods and services made during FY 2018. The Construction Contracts (pg. 77) are agreements for the construction, maintenance and improvement of the state highway system. Capital Improvements Contracts (pg. 84) are contracts related to the construction, renovation or maintenance of SCDOT facilities. Commodities and Services Contracts (pg. 86) are for goods and general services. Professional Services Contracts (pg. 92) are agreements with consultant firms for architectural and engineering related services for the construction and maintenance of South Carolina state roads and bridges. ***The vendor names represented on the following lists are obtained from the South Carolina Enterprise System (SCEIS).***

Vendor Payments:

7000094049	CR Jackson Inc	$ 83,356,551.96
7000042402	Palmetto Corp	$ 77,538,248.07
7000040944	The Lane Construction Corporation	$ 72,607,674.96
7000025057	Blythe Construction Inc	$ 69,286,967.55
7000025456	Satterfield Construction Co Inc	$ 60,391,338.11
7000221802	Flatiron Zachry, A Jv	$ 57,078,893.85
7000238294	Fluor Lane South Carolina LLC	$ 57,004,869.49
7000217078	Archer Western Construction LLC	$ 54,683,129.73

7000241881	Sloan Construction	$ 43,762,002.93
7000177001	Banks Construction Co	$ 40,985,748.78
7000216059	Rogers Group Inc	$ 31,143,547.14
7000028153	King Asphalt Inc	$ 30,311,647.40
7000226855	Lynches River Contracting Inc	$ 27,284,604.50
7000241118	Chester Bross Construction Company	$ 24,001,900.38
7000026939	United Infrastructure Group, Inc.	$ 21,210,728.12
7000037374	Crowder Construction Company	$ 20,479,846.71
7000247951	Conti Enterprises Inc	$ 17,473,464.85
7000210753	Preferred Materials Inc	$ 17,374,887.63
7000082621	Reeves Construction Company	$ 16,862,860.60
7000037018	Bank Of America-P Card	$ 16,297,133.44
7000125335	Pcl Civil Constructors Inc	$ 16,296,889.07
7000025545	Eagle Construction Company Inc	$ 16,098,553.89
7000014996	Southern Asphalt Inc	$ 14,509,093.13
7000026633	Sanders Brothers Const Co Inc	$ 14,021,147.04
7000198773	Infrastructure Consulting &	$ 13,810,175.55
7000026091	Carolina Bridge Company Inc	$ 13,497,419.19
7000249706	South Coast Mitigation Venture LLC	$ 12,100,000.00
7000028477	F & R Asphalt Inc	$ 11,100,649.31
7000111975	Infrastructure Corp Of America	$ 10,979,744.48
7000025739	Bagwell Fence Company Inc	$ 10,153,956.96
7000240331	HDR Engineering Inc Of The	$ 10,137,630.63
7000193455	Zachry Construction Corporation	$ 9,920,894.81
7000088442	Mansfield Oil Company	$ 9,741,723.21
7000126829	L & L Contractors Inc	$ 9,362,417.74
7000150913	Blythe Development Company	$ 8,329,814.54
7000057934	Slurry Pavers Inc	$ 7,061,403.55
7000255835	American Contracting &	$ 6,741,472.60
7000029857	Thrift Development Corp	$ 6,664,934.86
7000177688	Greenville County Transportation C	$ 6,566,139.70
7000142483	York County Transportation Committe	$ 6,442,465.09
7000064292	Lee Construction Company Of The	$ 6,344,587.44
7000034420	JR Wilson Construction Co Inc	$ 6,289,646.91
7000073550	Granite Contracting LLC	$ 5,966,183.91
7000214627	Southern States Pavement Markings	$ 5,817,605.13
7000148756	Richland County	$ 5,791,326.18
7000247423	Roadsafe Traffic Systems Inc	$ 5,770,590.13
7000157825	KCI Technologies Inc	$ 5,720,456.63
7000191276	Michael Baker International Inc	$ 5,714,299.01
7000223875	Hudson Construction Company	$ 5,704,945.49
7000177681	Charleston County Transportation	$ 5,688,037.57

7000128154	Stantec Consulting Services Inc	$ 5,602,428.77
7000239412	Vetpride Services Inc	$ 5,406,130.74
7000027227	S And S Construction Inc	$ 5,399,389.35
7000146010	Spartanburg County Transportation C	$ 5,150,259.28
7000029476	Civil Engineering Consulting	$ 5,118,479.88
7000255963	Wsp Usa Inc	$ 4,985,718.88
7000032164	Naturchem Inc	$ 4,951,572.09
7000173841	Hinchey Murray & Pagliarini LLC	$ 4,883,746.05
7000177704	Lexington County Transporation Comm	$ 4,811,905.26
7000057163	The Miller Group Inc	$ 4,703,578.26
7000025199	Cherokee Inc	$ 4,520,241.62
7000113585	Civil Engineering Consulting Service	$ 4,334,751.18
7000065976	Dane Construction Inc	$ 4,297,352.43
7000175308	Mead & Hunt Inc	$ 4,259,177.83
7000179053	Palmetto Infrastructure Inc	$ 4,087,768.47
7000237760	Eagle Industrial Painting LLC	$ 4,079,534.14
7000026524	C Ray Miles Construction Co Inc	$ 4,018,958.50
7000129402	Utility Lines Construction	$ 3,973,072.45
7000191771	Norfolk Southern Corporation	$ 3,951,722.19
7000202139	ICA Engineering Inc	$ 3,915,303.92
7000024908	Dixie Lawn Service Inc	$ 3,888,957.85
7000030022	Beaufort County	$ 3,830,484.94
7000147883	Palmetto Site Prep LLC	$ 3,774,440.19
7000176939	Anderson County	$ 3,742,868.90
7000250487	Conduent Business Services LLC	$ 3,533,778.00
7000024844	Dellinger Inc	$ 3,441,252.27
7000030191	Charleston County	$ 3,357,714.46
7000132501	Interstate Improvement Inc	$ 3,341,340.08
7000193978	Pigeon Pond LLC	$ 3,273,600.00
7000200579	South Carolina Electric & Gas Co	$ 3,259,332.01
7000184730	Premier Constructors Inc	$ 3,241,273.54
7000181804	CDM Smith Inc	$ 3,123,389.48
7000025538	Christopher Trucks Inc	$ 3,077,840.00
7000025418	Republic Contracting Corp	$ 2,859,508.91
7000243957	Morton Salt Inc	$ 2,842,093.71
7000147685	Berkeley County	$ 2,800,185.62
7000043323	Oglesby Construction Inc	$ 2,764,849.62
7000116079	Waccamaw Regional Transportation	$ 2,750,841.57
7000030031	Chesterfield County	$ 2,748,565.55
7000166886	McKenzie Mowing & Brush Control LLC	$ 2,730,188.40
7000029994	City Of Charleston	$ 2,689,885.98
7000050670	Lee Transport Equip Inc	$ 2,675,072.28

7000179119	South Carolina Electric & Gas Co	$ 2,609,812.42
7000246733	Envirokut	$ 2,597,728.32
7000027228	Lowcountry Regional Trans Authority	$ 2,542,496.78
7000202339	Extreme Concrete Cutting Of Gaffney	$ 2,477,278.33
7000135430	Beam Contracting Inc	$ 2,401,556.94
7000255399	ATC Site Construction LLC	$ 2,401,499.77
7000073078	CDW Government	$ 2,317,470.44
7000190598	Beaufort County	$ 2,315,759.87
7000083532	Tapfin	$ 2,308,375.07
7000145488	Aecom Technical Services Inc	$ 2,258,501.15
7000157831	KCI Technologies Inc	$ 2,252,052.11
7000252157	Palmetto Sitework Services LLC	$ 2,216,473.61
7000209109	Parsons Brinckerhoff Inc	$ 2,187,749.42
7000076822	Stv Incorporated	$ 2,165,948.06
7000076095	Everett Dykes Grassing Co Inc	$ 2,164,140.36
7000026401	C R Jackson Inc	$ 2,152,620.21
7000206369	Graham County Land Company LLC	$ 2,144,835.43
7000182460	Sumter County Transportation Comm	$ 2,132,267.94
7000026871	Santee Wateree Reg Transportation	$ 2,126,388.82
7000164939	CSX Transportation Inc	$ 2,123,592.17
7000044959	Love Chevrolet Company	$ 2,113,173.48
7000057733	Peek Pavement Marking LLC	$ 2,078,240.21
7000186748	Seaco Asphalt Emulsions	$ 2,074,120.38
7000223873	Site-Prep Inc Of Nc	$ 2,069,391.85
7000079092	Vic Bailey Ford Inc	$ 2,058,074.91
7000214624	Triangle Grading And Paving Inc	$ 2,042,774.71
7000016035	Berkeley Charleston Dorchester	$ 2,039,798.00
7000185960	Schultz Farms LLC	$ 1,915,277.70
7000193190	Littlefield Construction Company	$ 1,880,920.29
7000169514	Us Geological Survey	$ 1,814,501.96
7000191489	AT&T Corporation	$ 1,785,948.10
7000202964	Scott Bridge Company Inc	$ 1,770,236.16
7000030070	Pickens County	$ 1,765,201.01
7000027625	Berkeley Charleston Dorchester	$ 1,743,556.60
7000026607	Pee Dee Regional Trans Authority	$ 1,741,038.95
7000136365	Kimley Horn And Associates Inc	$ 1,722,037.63
7000238597	Davis & Floyd Inc	$ 1,716,460.54
7000030035	Colleton County	$ 1,693,324.43
7000226526	Palmetto Construction Management	$ 1,682,696.45
7000206732	Giant Cement Co	$ 1,674,762.82
7000200266	Maddock Construction Equipment LLC	$ 1,670,680.75
7000077488	Pmg Software Professionals LLC	$ 1,669,539.98

7000030055	Lancaster County Transporation Comm	$ 1,647,362.16
7000030041	Fairfield County	$ 1,623,301.03
7000148332	Santee Cooper	$ 1,595,290.08
7000083474	Carolina International Trucks Inc	$ 1,583,491.07
7000177703	Laurens County Transportation Commi	$ 1,581,846.72
7000242880	Law Office Of Richard D Bybee LLC	$ 1,529,800.00
7000088692	Carolina Pavement Markings Inc	$ 1,465,698.42
7000209274	Charleston County Government	$ 1,453,476.89
7000077122	Wm Roebuck Inc	$ 1,452,102.06
7000177682	Cherokee County Transportation Commi	$ 1,435,145.38
7000030093	Orangeburg County	$ 1,416,652.18
7000197995	W T Murphy Construction	$ 1,412,836.95
7000148752	Richland County Financial Officer	$ 1,391,404.68
7000109729	A & A Safety Inc	$ 1,381,431.39
7000227877	Parrish And Partners LLC	$ 1,350,425.42
7000246700	Southern Road & Bridge LLC	$ 1,343,681.55
7000123885	Walker Brothers Inc	$ 1,340,990.51
7000249393	Pathway Services Inc	$ 1,333,100.00
7000017958	Williamsburg Co Transit System	$ 1,332,356.76
7000126826	F&Me Consultants	$ 1,330,260.91
7000144430	Grant Electrical Contracting	$ 1,315,667.28
7000007388	Deere & Co	$ 1,301,579.91
7000156355	Premier Constructors Inc	$ 1,266,894.34
7000056597	Woolpert	$ 1,246,870.48
7000026819	Walker Brothers Inc	$ 1,229,505.55
7000042771	Florence Concrete Products Inc	$ 1,223,375.43
7000259302	HDR Engineering Inc Of The Caroli	$ 1,220,581.46
7000190040	Red Electrical Designs LLC	$ 1,216,004.76
7000177701	Greenwood County Transportation Com	$ 1,192,236.57
7000151305	Horry Co Finance Office	$ 1,191,536.69
7000009341	University Of Maryland-College Park	$ 1,182,136.19
7000063255	AOS Specialty Contractors Inc	$ 1,178,302.18
7000180260	Clarendon County	$ 1,175,985.55
7000052522	City Of Seneca	$ 1,172,062.35
7000191646	Applied Polymerics Inc	$ 1,163,066.88
7000037741	Dell Marketing Lp	$ 1,151,000.38
7000191852	Trafficware Group Inc	$ 1,150,902.00
7000019803	Blanchard Machinery Co	$ 1,134,001.00
7000186440	Dorchester County Public Works	$ 1,128,513.51
7000157592	1 Stop Lighting Inc	$ 1,100,884.12
7000141459	Kershaw County Utilities	$ 1,098,644.22
7000176948	The Lane Construction Corporation	$ 1,097,831.18

7000196660	Rodgers Mowing Service LLC	$ 1,094,342.51
7000180549	Olympus Painting Contractors Inc	$ 1,087,058.37
7000167664	John Mcrae Contracting LLC	$ 1,083,260.17
7000180957	Dorchester County Sales Tax	$ 1,082,863.04
7000169981	McCormick County	$ 1,079,495.56
7000192977	Duke Energy Carolinas LLC	$ 1,065,323.39
7000216941	Benson Ford	$ 1,051,946.04
7000177683	Chester County Transportation Commi	$ 1,051,606.75
7000177080	Carolina Stalite Co	$ 1,036,549.81
7000127531	McRae Contracting	$ 1,028,583.88
7000224436	Bruner Powell Wall & Mullins, LLC	$ 1,000,454.40
7000182923	Town Of Mount Pleasant	$ 995,605.77
7000177708	Saluda County Transportation Comm	$ 931,336.15
7000033229	Temple Inc	$ 930,114.89
7000030051	Jasper County	$ 923,640.90
7000177684	Edgefield County Transportation Com	$ 920,505.58
7000159334	S&Me Inc	$ 889,577.23
7000214142	Santee Automotive LLC	$ 872,050.11
7000230691	City Of Clemson	$ 866,422.48
7000212201	Aiken County	$ 864,879.72
7000183672	Shi International Corp	$ 861,640.74
7000214973	LA Lawncare LLC	$ 858,545.28
7000066046	Campbell Brown Inc	$ 855,946.58
7000190280	Duke Energy	$ 854,923.79
7000191275	Michael Baker International Inc	$ 849,822.91
7000145498	Landscape Maintenance	$ 828,999.00
7000169508	Norfolk Southern Corporation	$ 828,837.41
7000176927	Bentley Systems Inc	$ 826,692.12
7000030076	Union County	$ 818,791.29
7000254421	Carver Maritime LLC	$ 809,023.95
7000149797	West Land Clearing LLC	$ 782,420.75
7000130639	Iteris Inc	$ 779,137.36
7000140195	Southeastern Stages Inc	$ 766,707.00
7000026217	McCormick County Senior Center	$ 766,127.84
7000132647	Greenville County Planning Dept	$ 764,959.13
7000160785	Thg Construction Inc	$ 753,690.09
7000076027	Brown Massey Evans Mcleod &	$ 750,671.87
7000172260	K & S Markers Inc	$ 739,323.15
7000025956	Central Midlands Council Of	$ 738,829.44
7000093035	Verizon Wireless	$ 738,690.15
7000026374	Senior Services Inc Of Chester	$ 734,841.00
7000025861	City Of North Myrtle Beach	$ 719,239.26

7000182579	Motorola Solutions Inc	$	711,034.09
7000078652	The Greenery Inc	$	708,576.17
7000028152	Generations Unlimited	$	704,871.12
7000088455	Dick Smith Ford	$	704,826.79
7000048524	Spartanburg Regional Healthcare	$	694,228.00
7000208958	AASHTO	$	687,268.82
7000062384	Cherokee Landscaping & Grading Inc	$	683,871.43
7000029725	CBD Inc	$	678,574.86
7000026382	Edgefield County Senior Citizens	$	677,503.18
7000050317	CDM Smith Inc	$	675,993.74
7000231501	Duke Energy Progress	$	671,877.65
7000258343	GLF Construction Corporation	$	670,628.15
7000221117	Greenwall Construction Service Inc	$	669,048.24
7000169982	Barnwell County	$	652,261.59
7000177097	Vulcan Construction Materials LLC	$	651,363.99
7000091276	Spirit Communications	$	649,188.20
7000165448	South East Mowing LLC	$	644,964.13
7000145061	Darlington County	$	637,123.34
7000186746	Associated Asphalt Columbia LLC	$	627,955.46
7000143463	Star Cleaning Usa Inc	$	613,602.73
7000032742	Usda Aphis/Ws	$	610,671.30
7000098608	Boggs Materials Inc	$	601,517.92
7000008678	Sweeping South Inc	$	595,467.92
7000017390	Abbeville County Treasurer	$	594,304.14
7000199470	Duke Energy Progress	$	583,825.25
7000022952	York Cnty Council On Aging Inc	$	579,228.00
7000030044	Georgetown County	$	575,916.40
7000004989	State Tree Service LLC	$	572,094.80
7000198011	Plastic Safety Systems Inc	$	551,868.32
7000187874	City Of Florence	$	550,598.82
7000256187	Bybee & Tibbals LLC	$	539,001.42
7000126874	Lovin Contracting Company Inc	$	536,157.90
7000120209	HDR Engineering Inc Of The	$	527,864.90
7000167773	A&E Land Maintenance LLC	$	527,151.92
7000175432	Altec Industries Inc	$	526,950.39
7000152856	Dura Mark Inc	$	525,314.72
7000030009	City Of Rock Hill	$	524,499.11
7000118970	Tekna Corporation	$	523,419.14
7000022906	Protection Services Inc	$	517,586.85
7000240459	Circle G Landscaping LLC	$	513,691.60
7000182420	Intergraph Corporation Sgi Division	$	505,798.65
7000026606	Bamberg County Office On Aging	$	505,469.44

7000159719	Neel Schaffer Inc	$	505,387.38
7000246336	Conti Group LLC The	$	505,176.32
7000025608	Tri County Technical College	$	502,498.78
7000190716	Us Army Corps Of Engineers	$	497,300.00
7000166796	Wham Brothers Construction Co Inc	$	494,717.84
7000247319	Flint Equipment Company	$	492,595.87
7000168398	Town Of Summerville	$	483,905.00
7000233407	Usda Aphis General	$	480,305.51
7000073609	Deangelo Brothers LLC	$	459,223.50
7000257962	Little Mountain Contracting LLC	$	456,292.83
7000082382	S-2 Engineering & Consulting, LLC	$	450,648.21
7000025942	Waccamaw Regional Council Of	$	441,607.07
7000195189	Gts Solutions LLC	$	440,499.76
7000025661	Town Of Surfside Beach	$	439,560.85
7000230738	HDR Engineering Inc Of The	$	434,131.14
7000220523	Aramark Uniform Services	$	420,480.47
7000150646	Nwn Corporation	$	419,661.41
7000117642	Hussey Gay Bell & Deyoung Inc	$	418,799.47
7000075347	German Technical Group LLC	$	417,543.11
7000046715	Central Midlands Rta	$	413,142.00
7000224929	Alamo Group (Tx) Inc.	$	412,216.42
7000031847	LCI-Lineberger Consruction Inc	$	410,619.37
7000205902	May Heavy Equipment LLC	$	409,434.27
7000039863	Lancaster County Council On Aging	$	406,335.93
7000234918	Haynes Electric Utility	$	403,903.96
7000031836	Sweeping Corp Of America Inc	$	394,818.23
7000246967	American Materials Company LLC	$	391,809.69
7000069056	Natures Calling Inc	$	389,338.18
7000044444	J Moore Electrical Contractors Inc	$	383,409.65
7000261352	Hdr Construction Control Corp	$	376,953.61
7000029990	City Of Anderson	$	376,724.67
7000256381	Palmetto Utilities Inc	$	376,589.74
7000182190	Horry County School District	$	375,000.00
7000141343	City Of Columbia	$	365,403.22
7000220423	Ennis Paint Inc	$	364,400.22
7000025025	Martin Marietta Materials Inc	$	364,171.01
7000030048	Hampton County	$	363,210.45
7000243384	Presidio Technology Capital LLC	$	358,467.75
7000162295	City Of Spartanburg	$	354,322.00
7000169388	Sky High Erectors	$	349,048.00
7000034052	Santee Modular Homes Inc	$	348,504.53
7000237000	Calyx Engineers And Consultants Inc	$	346,415.13

7000260102	F&Me Consultants Inc	$	345,498.54
7000174000	City Of Charleston	$	344,877.61
7000024868	Public Works Equipment & Supply Inc	$	341,220.53
7000230595	Terracon Consultants Inc	$	336,554.99
7000177079	Hanson Aggregates Southeast	$	335,813.74
7000130427	Allied Tube & Conduit	$	332,866.80
7000142572	City Of Rock Hill	$	331,445.69
7000150182	Orangeburg County	$	330,496.88
7000121364	Helena Chemical Co	$	327,333.44
7000071331	Linder Industrial Machinery Company	$	325,223.44
7000159125	Avery Dennison	$	322,269.10
7000045358	Parsons Transportation Group, Inc.	$	317,924.62
7000187826	HRI Inc	$	313,470.00
7000214382	Iron City Its Services LLC	$	312,616.08
7000022956	Newberry County Council On Aging	$	309,984.76
7000177856	Spartanburg County Government	$	309,100.11
7000030509	Southeastern Road Treatment	$	308,652.74
7000258125	Ennis-Flint Inc	$	301,783.27
7000030125	City Of Conway	$	300,478.14
7000246021	Ngl & Erosion Control Group LLC	$	299,827.40
7000236807	The Lane Construction Corporation	$	297,171.06
7000223316	German Technical Group LLC	$	293,212.01
7000037725	Korman Signs Inc	$	292,416.26
7000247433	Mountain Creek Contractors Inc	$	289,552.24
7000026037	Low Country Council Of Governments	$	288,313.57
7000160644	Spartanburg County Finance	$	287,227.00
7000041082	Mythics Inc	$	284,932.13
7000248414	M&M Services Co Inc	$	280,918.06
7000014127	Carolina Piedmont	$	276,389.00
7000025871	Lower Savannah Council Of	$	272,102.74
7000200000	Transystems Corporation	$	266,287.15
7000255320	Howard Stallings From Hutson	$	262,500.00
7000181750	Marion County	$	262,392.00
7000033445	Greenville Transit Authority	$	259,653.00
7000151171	Green Site Services Inc	$	255,896.00
7000122193	Alternative Staffing Inc	$	251,205.58
7000027552	Lewis Babcock & Griffin LLP	$	251,000.00
7000151120	White Crane Company Inc	$	250,989.30
7000025354	Horry Telephone Cooperative Inc	$	250,834.09
7000250429	International And Forensic	$	250,151.28
7000030002	City Of Greenville	$	249,905.50
7000026828	Mar Construction Company Inc	$	248,139.09

7000122349	City Of Rock Hill	$	242,317.41
7000123410	Greenlink	$	241,793.00
7000208632	Richardson Service 1991 Inc	$	236,851.38
7000017702	Greenville County Treasurer	$	236,500.69
7000065408	HDR Inc	$	233,278.79
7000140865	At&T	$	231,208.59
7000024625	Froehling & Robertson Inc	$	230,740.35
7000102600	MA Engineering Consultants Inc	$	229,009.31
7000164534	Terracon Consultants Inc	$	226,614.29
7000143537	Ontario Investments Inc	$	224,178.06
7000169562	First Construction Management LLC	$	222,834.47
7000213793	Ascendum Machinery Inc	$	222,402.60
7000176485	Jacobs Engineering	$	220,876.07
7000161048	Dyer Riddle Mills & Precourt Inc	$	217,358.05
7000162710	Us Standard Sign Co	$	217,054.75
7000166720	Randolph Trucking LLC	$	215,538.58
7000245133	Excel Truck Group	$	215,274.00
7000163597	Quality Counts LLC	$	212,862.00
7000045607	So-Deep Inc	$	212,813.49
7000206368	Duraco Inc	$	212,189.99
7000122214	Tapfin Process Solutions	$	211,497.59
7000022974	Aiken Area Council On Aging Inc	$	208,550.00
7000184123	The Traffic Group Inc	$	207,596.00
7000190757	Routematch	$	206,828.24
7000142217	Ty Lin International	$	206,396.64
7000151965	Dilmar Oil Company Inc	$	203,093.77
7000025149	Palmetto Electric Co-Op Inc	$	200,565.30
7000007704	Kelly Services Inc	$	198,723.33
7000259952	Sweeping Corp Of America Inc	$	198,506.80
7000055409	Jet Vac Sewer Equipment Co LLC	$	197,490.02
7000017456	Beaufort County Council	$	196,755.67
7000034964	Gossett Concrete Pipe Company Inc	$	196,236.47
7000175480	IHS Global Inc	$	195,500.00
7000222546	Santee Cooper	$	194,903.13
7000082750	Samuel L Floyd	$	192,700.00
7000196586	Trull Contracting LLC	$	191,838.34
7000149474	K & L Gates Llp	$	191,250.00
7000013003	Gel Geophysics LLC	$	190,778.81
7000030011	City Of Sumter	$	189,639.79
7000138978	Infrastructure Engineers LLC	$	188,839.00
7000044277	Cl Benton & Sons Inc	$	183,510.77
7000186170	Fairfield County Transit System	$	182,907.00

7000131850	Hall Manufacturing LLC	$	181,210.37
7000018755	The George Seelke Company	$	179,287.92
7000179903	Sumter County Water System	$	179,254.67
7000154964	Grainger Inc	$	179,095.45
7000149748	Potters Industries LLC	$	177,913.22
7000249165	Selective Structures LLC	$	177,787.00
7000243247	Argos Usa LLC	$	176,772.71
7000029763	Mc Angus Goudelock & Courie LLC	$	176,622.00
7000031395	AKCA Inc	$	176,073.30
7000126127	Candies Construction Company LLC	$	174,125.25
7000212257	Concrete Supply Co LLC	$	172,971.33
7000025348	L-J Inc	$	169,892.60
7000096604	Precision Sidewalk Safety Corp	$	168,110.13
7000030060	Lexington County	$	167,851.32
7000025105	Fairfield Electric Cooperative Inc	$	167,581.69
7000030058	Lee County	$	166,500.00
7000183342	Carolina Traffic Controls LLC	$	165,190.76
7000189114	Florence County	$	164,221.85
7000173766	Taylors Creek Associates LLC	$	163,113.38
7000018265	Orangeburg Dept Public Utilities	$	161,938.23
7000183131	CDM Smith Inc	$	160,525.38
7000042573	Ise Newberry Inc	$	159,134.00
7000030626	International Cybernetics Corp	$	158,651.00
7000241847	Performance Cdjr	$	157,558.00
7000027825	Jenkinson Jarrett & Kellahan PA	$	157,550.00
7000208476	Randstad	$	157,530.90
7000249191	Flint Trading Inc	$	156,319.17
7000181552	McCormick Taylor Inc	$	156,060.74
7000225970	Sage Right Of Way Management Inc	$	153,563.80
7000191523	Ricky'S Tree Service	$	152,255.00
7000153247	Aecom	$	152,058.96
7000025615	Spartanburg Community College	$	150,000.00
7000233980	Guarantee Company Of North	$	149,581.81
7000026036	Piedmont Agency On Aging	$	147,782.00
7000170467	City Of Columbia	$	147,233.00
7000078055	Taylor Brothers Construction	$	146,897.97
7000156278	Allendale County	$	145,744.82
7000025607	Midlands Technical College	$	145,207.00
7000188202	AT&T Mobility	$	143,329.17
7000220217	Us Standard Sign Co	$	143,109.50
7000184282	Mch & Sons Contracting, LLC	$	142,940.21
7000233811	Chase Plumbing And Mechanical Inc	$	142,106.05

7000163554	Sunbelt Rentals Inc	$	140,545.96
7000024242	Fastenal Company	$	139,534.74
7000166552	Northrop Grumman Systems Corporatio	$	137,124.79
7000060130	Vaisala Inc	$	136,283.81
7000188980	Bluegrass Materials Company, LLC	$	136,203.70
7000056509	Msi Construction Co Inc	$	133,545.65
7000025381	Wo Blackstone & Co Inc	$	133,448.99
7000027588	York County Board Of Disabilities	$	131,906.00
7000010279	Pomona Pipe Products	$	131,149.46
7000014688	Property Acquisitions & Negotiation	$	131,099.04
7000043835	Sherwin Industries Inc	$	130,261.08
7000064740	Independent Mapping Consultants Inc	$	129,946.66
7000087091	University Of South Carolina	$	127,924.44
7000185998	Schultz Farms LLC	$	126,673.71
7000079873	Mansfield Oil Co	$	126,391.07
7000030025	Calhoun County	$	126,155.96
7000256941	Generostee Weems Mitigation And	$	125,968.50
7000174293	City Of Anderson Public Works	$	123,620.02
7000106486	Taylor & Burns Coating	$	122,523.66
7000070715	Evergreen Landscaping LLC	$	121,293.00
7000243633	Arcpoint Occupational Solutions LLC	$	120,550.47
7000025126	Lockhart Power Co	$	120,357.90
7000025135	Mid-Carolina Electric Coop Inc	$	120,288.34
7000209605	Geostellar Engineering LLC	$	119,106.32
7000158859	City Of Aiken, SC	$	119,002.49
7000030223	Department Of Public Utilities	$	118,635.78
7000038701	Landscaping And Mower Inc	$	118,177.20
7000216836	A3 Communications Inc	$	117,627.20
7000240298	Dbt Transportation Services LLC	$	115,795.84
7000197526	Delasoft Inc	$	114,972.80
7000170060	Benedict College	$	114,825.41
7000074917	Secom Systems Inc	$	114,681.68
7000072005	Sierras Construction LLC	$	114,074.46
7000232844	Big Green Sign Company LLC The	$	113,685.74
7000154890	Hills Machinery Company LLC	$	112,755.14
7000042973	Condor Environmental Inc	$	112,585.58
7000132077	Remac Inc	$	112,552.20
7000245132	J D Gaskins Construction Inc	$	112,242.12
7000048483	Primacq Group Inc	$	110,911.80
7000149761	Tiger Corporation	$	109,717.45
7000189819	City Of Newberry	$	109,395.58
7000139055	Blacklidge Emulsions Inc	$	109,151.92

7000247752	Wilder Land Development LLC	$	108,921.96
7000040886	Cherokee County Disabilities And	$	108,000.00
7000219758	Accurate Concrete Cutting & Coring	$	107,409.00
7000034169	International Construction Equipmen	$	107,337.34
7000180362	City Of Clemson	$	106,978.00
7000192708	IPR Southeast LLC	$	106,135.00
7000238970	Lumberjack Tree Service LLC	$	106,000.00
7000160522	Roadsnap LLC	$	105,832.84
7000184732	Bamberg County	$	105,779.09
7000030794	Intergraph Corporation	$	105,103.00
7000215372	Town Of Lexington	$	104,891.06
7000026499	Murray Sand Company Inc	$	104,484.78
7000116330	Aiken Co Planning & Dev Dept	$	104,281.27
7000139155	Bufkin Law Firm LLC	$	104,241.25
7000218641	Laurens Electric Cooperative	$	104,096.88
7000035404	Tbp Services Incorporated	$	102,349.70
7000025077	Blue Ridge Electric Cooperative Inc	$	102,127.69
7000030078	Williamsburg County Council	$	102,000.00
7000004380	Buckshot Services Inc	$	101,845.90
7000187056	Cooper Plaza Inc	$	100,568.08
7000118650	American Bridge Company	$	100,000.00
7000027324	Chesco Service	$	99,876.00
7000247425	Roadsafe Traffic Systems Inc	$	98,881.50
7000148595	Ricoh Usa Inc	$	98,679.00
7000023006	Lee County Dsn Board	$	98,596.36
7000054834	Carolina Tree Care Llp	$	97,252.50
7000022249	Aquatic Vegetation Control Inc	$	96,918.00
7000209770	Morton Salt Inc	$	96,632.09
7000234917	MB Haynes Corporation	$	96,118.85
7000028344	Darlington Cnty Dsn Bd	$	95,000.00
7000028068	York County Adult Day Care Services	$	95,000.00
7000025466	Goodlett Equipment Inc	$	94,500.26
7000025117	Horry Electric Cooperative Inc	$	94,433.28
7000078434	Gyro Trac Corporation	$	92,685.32
7000029989	City Of Aiken	$	92,497.64
7000025092	Coastal Electric Co-Op Inc	$	92,447.70
7000027120	Oconee Board Of Disabilities And	$	91,947.20
7000143056	Laurens Commission Of Public Works	$	91,037.74
7000224935	Vaisala Inc	$	91,029.60
7000185869	Frasier Tire Service Inc Sumter	$	90,659.26
7000208138	Waste Management Tnt Sands	$	89,736.98
7000040755	Xerox	$	89,729.05

7000240019	Blacks Tire & Auto Service	$	89,495.99
7000180585	Helena Chemical Co	$	89,088.60
7000203034	Lancaster & Chester Railroad LLC	$	88,645.14
7000151821	City Of North Charleston	$	88,144.84
7000179783	Calhoun County Municipal Water Syst	$	87,826.22
7000082921	Franklin Tree Service LLC	$	86,850.00
7000150311	City Of Easley	$	86,831.56
7000174581	Rs&H, Inc.	$	86,593.90
7000057965	Kapsch Trafficcom Ivhs Inc	$	85,967.50
7000258483	Bailes Ridge Property Owners	$	84,952.54
7000032377	Lee County Council On Aging Inc	$	84,811.00
7000027515	Carolina International Trucks Inc	$	84,306.73
7000169709	Allendale County Schools	$	84,000.00
7000146147	Gordon Company Inc	$	83,561.05
7000200210	SC Public Interest Foundation	$	83,000.74
7000122348	Berkeley Electric Cooperative Inc	$	82,545.87
7000026135	Catawba Regional Council Of	$	82,419.57
7000253792	Horry County	$	82,294.65
7000145040	Richland County Solid Waste	$	81,354.63
7000030164	City Of North Augusta	$	81,300.00
7000057376	Kinard & Jones LLC	$	81,004.61
7000043185	Lloyd Roofing Company Inc	$	81,000.00
7000195078	First Eagle Bank	$	80,946.54
7000196481	Ricoh	$	80,672.52
7000131842	City Of Myrtle Beach	$	80,239.81
7000147766	Franklin Industries	$	80,097.10
7000195635	North Wind Inc	$	79,478.25
7000025906	SC Appalachian Council Of	$	79,360.06
7000208493	Egroup Holding Company LLC	$	79,231.84
7000178284	Shi International Corp	$	79,205.93
7000045608	Inframap Corp	$	78,862.86
7000032186	Scott And Company LLC	$	78,800.00
7000248776	Guardian Retention Systems LLC	$	76,357.90
7000147938	Helena Chemical Company	$	76,094.37
7000151543	Little Mountain Builders	$	76,085.65
7000025186	York Electric Cooperative Inc	$	75,408.68
7000004250	Burgess Tree Service	$	74,875.00
7000191611	United Rentals North America Inc	$	74,836.01
7000130097	Welborn Inc	$	74,719.07
7000028335	Thompson Services	$	74,650.97
7000260228	Carolina Surveying Equipment Sales	$	74,313.75
7000118073	GFG Supply Inc	$	74,148.48

7000131944	Naturchem Inc	$	74,113.08
7000102529	Central Poly Bag Corporation	$	73,620.00
7000163850	LBM Industries Inc	$	73,353.55
7000027609	Town Of Hilton Head Island	$	72,700.00
7000045414	Roe Cassidy Coates & Price PA	$	72,416.00
7000025869	Upper Savannah Council Of	$	72,351.80
7000187839	Cornerstone Ondemand Inc	$	71,764.80
7000028524	Santee Lynches Regional Council Of	$	71,544.34
7000025178	Tri-County Electric Co-Op Inc	$	70,713.64
7000103939	Fsi Office	$	70,662.32
7000027439	Palmetto Gunite Construction Co	$	70,070.00
7000174519	Sunwest Sales Company	$	69,866.00
7000153296	Chemung Supply Corp	$	69,220.00
7000091006	City Of Columbia	$	69,055.26
7000206189	Oer Services LLC	$	68,756.00
7000075387	National Highway Institute/Fhwa	$	68,490.00
7000030118	Town Of Calhoun Falls	$	68,473.95
7000028946	Crider & Associates Inc	$	68,423.00
7000064045	Stay Alert Safety Services Inc	$	67,885.00
7000111961	Stv /Ralph Whitehead Associates	$	67,462.97
7000025482	Defender Services Inc	$	67,285.68
7000073170	Southeastern Concrete Products	$	67,225.87
7000135733	Cayce Company Inc	$	67,040.00
7000025076	Black River Electric Coop Inc	$	66,624.43
7000145309	AT&T Mobility	$	65,668.51
7000120544	Lifespan Technologies Inc	$	65,102.97
7000203101	Carolina International Trucks Inc	$	64,862.08
7000165880	Snap On Industrial	$	63,595.93
7000029015	Arm Environmental Services Inc	$	63,095.69
7000029277	Watson Tate Savory Architects Inc	$	62,319.08
7000221900	Primacq Group Inc	$	61,975.80
7000091824	Lexington Co Solid Waste M	$	61,948.07
7000208882	JC Enterprises	$	61,933.52
7000049774	Traxlers Lawn Care LLC	$	61,600.00
7000105865	Piedmont Natural Gas	$	61,587.03
7000252116	Cummins Atlantic	$	61,437.54
7000052475	Work Area Protection Corp	$	61,401.75
7000029333	Synterra Corporation	$	60,895.45
7000026353	Builders Specialties Inc	$	60,790.56
7000076308	Skip Welch Construction Inc	$	60,611.00
7000195704	Carpet Plus LLC	$	60,609.72
7000029992	City Of Beaufort	$	60,525.00

7000262493	Ed Etnyre & Co	$	60,258.00
7000233925	Docusign Inc	$	60,082.47
7000183108	Siemens Industry Building	$	59,525.99
7000026184	Willcox Buyck & Williams PA	$	58,806.57
7000190256	Duke Energy	$	58,686.60
7000026679	Newberry County Water & Sewer Auth	$	58,674.00
7000042567	Palmetto Tire & Service Inc	$	58,615.65
7000242020	Leica Geosystems Inc	$	58,394.98
7000165988	Amec Foster Wheeler Environment &	$	58,344.00
7000034754	Siemens Industry Inc	$	57,050.00
7000243587	Vallen Distribution, Inc.	$	57,049.92
7000183648	Chester Metropolitan Dist	$	56,967.48
7000157940	Transportation Safety Apparel	$	56,806.49
7000242425	Willow Oak Quarry LLC	$	56,329.67
7000030131	Town Of Fairfax	$	56,097.50
7000210033	Skinner Tire LLC	$	55,791.05
7000196691	Bryant Electric Repair And	$	55,637.21
7000037454	Sunbelt Rentals Inc	$	55,356.77
7000025157	Santee Electric Cooperative Inc	$	55,299.26
7000252729	Auto Bank And Whoesale	$	55,299.19
7000162771	City Of Charleston	$	54,748.03
7000120990	Terracon Consultants Inc	$	54,379.53
7000243841	Asti Transportation Systems Inc	$	54,252.00
7000006020	Tsa/Advet	$	54,054.00
7000184572	Rl Kunz Inc	$	53,503.36
7000041657	McCarter Mechanical Inc	$	53,223.00
7000241230	Southern Vac	$	53,071.66
7000030004	Greenwood Commissioners Of Public	$	52,492.64
7000229721	Cooper Motor Company	$	52,338.00
7000013823	Fortiline Inc	$	52,043.26
7000170408	Springland Associates LLC	$	52,000.00
7000027831	Parker Associates	$	51,800.00
7000118918	Power Systems Inc	$	51,553.02
7000207741	Short Counts LLC	$	51,539.00
7000025079	Broad River Electric Cooperative	$	51,411.21
7000113975	Burchfield Contracting	$	50,825.45
7000044126	Elite Towing LLC	$	50,400.00
7000017461	Beaufort Co Disabilities & Special	$	50,000.00
7000027131	Berkeley Citizens Inc	$	50,000.00
7000026680	Sumter County Dsn Board	$	50,000.00
7000028362	Williamsburg County Dsnb	$	50,000.00
7000030588	Augusta-Richmond County Planning	$	49,722.66

7000030183	City Of Westminster	$	49,574.28
7000032421	Sandra J Senn PA	$	49,308.05
7000033730	Kershaw County Board Of Dis & Spec	$	48,982.08
7000246519	Herc Rentals Inc	$	48,812.03
7000087820	Georgetown Cnty Treas	$	48,796.00
7000026423	Grand Strand Water And Sewer	$	48,667.55
7000030050	Horry County Government	$	48,414.42
7000028186	Georgetown County Board Of	$	48,266.00
7000027370	Robbins Tire Service Inc	$	47,850.79
7000206427	Dehaven Appraisals LLC	$	47,817.50
7000025859	Pee Dee Regional Council	$	47,786.11
7000044418	Wake Stone Corporation	$	47,689.61
7000030180	Town Of Varnville	$	47,500.00
7000105039	Florence County Disabilities And	$	47,408.00
7000125132	Russell Marketing & Sales	$	47,312.90
7000011099	Comporium Communications	$	47,268.00
7000103769	St James South Santee Senior & Comm	$	47,168.00
7000026820	Clarendon County Dsn Board	$	47,153.96
7000025483	Amick Equip Co Inc	$	47,053.25
7000026955	Hampton County Dsn Board	$	47,000.00
7000041580	Blacks Tire Service Inc	$	46,773.10
7000117774	Asti Transportation Systems Inc	$	46,710.72
7000256980	Netservices Us LLC	$	46,666.66
7000029036	Jasper Co Bd Of Disabilities &	$	46,435.96
7000224767	Costar Technologies, Inc.	$	46,365.00
7000026420	Clarendon County Council On Aging	$	46,283.00
7000236139	Reeves Construction Co	$	46,221.15
7000123561	Sparrow & Kennedy Tractor Co Inc	$	45,904.83
7000030284	The Charles Lea Center Inc	$	45,838.00
7000054866	Debi Wilcox Mai	$	45,800.00
7000036434	Clarke W McCants III PC	$	45,685.37
7000045188	Real Estate Appraisers And Consulta	$	45,637.27
7000203318	Asplundh Tree Expert Co	$	44,662.50
7000015775	Knights Redi-Mix Inc	$	44,431.22
7000103494	Stantec Consulting Services Inc	$	44,230.68
7000251096	Select Facility Services Inc	$	44,071.00
7000030135	Board Of Public Works	$	44,012.16
7000232049	107 West LLC	$	43,388.16
7000037944	Colleton County Council On Aging	$	43,347.00
7000197894	Snider Fleet Solutions	$	43,343.20
7000253964	Baldor Electric Company	$	43,200.00
7000162778	Rf Services Inc	$	42,916.31

7000159157	Frontier	$	42,840.09
7000029528	Laurens County Water & Sewer	$	42,759.52
7000030182	City Of Walterboro	$	42,602.05
7000133731	Design Information Technology Inc	$	42,000.00
7000010982	James D Nance	$	41,786.47
7000258201	Resnick & Louis PC	$	41,571.00
7000107534	ABC Landscaping Inc	$	41,489.52
7000029323	McCreary Snow Architects Pa	$	41,054.98
7000256923	Rb Trucking And Grading LLC	$	40,999.46
7000029260	Richardson Plowden & Robinson Pa	$	40,838.98
7000036356	Frasier Tire Service Inc	$	40,756.70
7000028202	Conway Ford Inc	$	40,620.13
7000030113	City Of Bennettsville SC	$	40,286.85
7000120524	Classic Ford & Lincoln Of Columbia	$	40,080.07
7000122284	The Horton Co Inc	$	40,000.00
7000219826	Kervin Bros Stump & Tree Co LLC	$	39,750.00
7000196816	Canon Solutions America Inc	$	39,713.32
7000107536	Anixter Inc	$	39,447.43
7000046199	ACI Carolinas Chapter	$	39,225.00
7000024932	Mid Atlantic Drainage Inc	$	38,989.19
7000043591	Connector 2000 Association	$	38,872.50
7000176925	Panagakos Asphalt Inc	$	38,784.61
7000030082	Greenville Water System	$	38,714.44
7000065064	Company Wrench Ltd.	$	38,560.50
7000141592	United Rentals (North America) Inc	$	38,512.11
7000030006	City Of Newberry	$	38,462.43
7000025699	Lee Transport Equipment Inc	$	38,236.29
7000037981	Harrison White Smith & Coggins P	$	38,144.01
7000018144	Charleston County Landfill	$	38,045.10
7000017431	Anderson County Sewer	$	37,904.82
7000145476	Vaughn & Melton Consulting	$	37,897.61
7000030015	Aiken County Government	$	37,581.64
7000167080	The Avrett Company Inc	$	37,350.40
7000041030	Old Stone Tractor Co Inc	$	37,169.33
7000032527	Alamo Sales Corp	$	37,169.17
7000176901	Reeves Construction Co	$	37,093.39
7000254267	Regents Of The Univ Of Colorado	$	37,079.08
7000242642	Napa Auto Parts	$	36,745.08
7000042652	McWaters	$	36,718.88
7000259819	Herc Rentals Inc	$	36,695.69
7000141293	Anderson Cnty Dsn Bd	$	36,666.00
7000151639	L. Dean Weaver Company LLC	$	36,543.50

7000195527	Ecological Engineering Llp	$	36,371.88
7000022884	Valk Manufacturing Company	$	36,362.88
7000247947	Asplundh Tree Expert Co	$	36,165.00
7000029264	All Medical Inc	$	36,050.00
7000070682	Advanced Video Group Inc	$	35,833.57
7000032610	Pope & Hudgens PA	$	35,701.00
7000030179	City Of Union	$	35,534.83
7000017707	Greenville County Solid Waste	$	35,303.86
7000249266	Trident Transport LLC	$	35,293.50
7000030067	Newberry County	$	34,600.00
7000014810	Midlands Specialty	$	34,472.06
7000029995	Charleston Water System	$	34,361.49
7000068181	Mount Pleasant Waterworks	$	34,063.82
7000044165	Midlands Machinery Inc	$	33,782.18
7000030801	Aecom Technical Services Inc	$	33,488.25
7000056826	Player Law Firm LLC	$	33,000.00
7000139648	O'Reilly Auto Parts	$	32,941.00
7000230222	Columbia Office Furniture Inc	$	32,777.82
7000040815	Rls & Associates Inc	$	32,520.03
7000184172	All Clean Facilities Services LLC	$	32,160.00
7000172591	City Of Sumter	$	32,155.96
7000026735	Carolina Concrete Co Inc	$	32,031.37
7000229980	Green Dream International LLC	$	31,943.76
7000048154	Saunders & Associates Inc	$	31,700.00
7000132767	Nwn Corporation	$	31,685.13
7000106476	Arc Document Solutions LLC	$	31,654.60
7000050003	Diversified Recycling Inc	$	31,648.35
7000025676	Southern Lumber & Millwork	$	31,520.44
7000232378	Mitchell 1	$	31,508.78
7000141576	Thompson & Henry Pa	$	31,485.58
7000088782	Toddco Distributors LLC	$	31,416.00
7000055532	Cambridge Systematics Inc	$	31,250.00
7000200191	Contract Building Systems LLC	$	31,200.40
7000012032	Catawba Regional Planning Council	$	31,130.64
7000119034	Wotco Inc	$	31,075.47
7000052124	Ards Logging Co Inc	$	30,900.00
7000251410	Motorola Solutions Inc	$	30,359.36
7000029450	Tri-County Solid Waste Authority	$	30,294.93
7000253695	Arthur Johnson	$	30,198.90
7000151567	Dbr Properties LLC	$	30,000.00
7000159997	Pitney Bowes Reserve Account	$	30,000.00
7000226318	Grace Outdoor Advertising LLC	$	29,925.00

7000158812	Pitney Bowes Inc	$	29,864.44
7000170226	Carlson Software Inc	$	29,718.70
7000025027	Guaranteed Supply Co Of SC Inc	$	29,486.15
7000147914	Top Safety Products Company	$	29,472.00
7000227046	Rain For Rent	$	29,466.59
7000257041	Core & Main Lp	$	29,397.90
7000037372	Ontario Investments Inc	$	29,381.31
7000111702	City Of Georgetown	$	29,136.22
7000033331	Town Of Winnsboro	$	28,910.20
7000178641	Time Warner Cable	$	28,797.35
7000166594	Siemens Industry Inc	$	28,795.89
7000247259	Dbia	$	28,750.00
7000025150	Pee Dee Electric Cooperative Inc	$	28,635.07
7000087220	Taylor Enterprises Inc	$	28,465.01
7000026261	Town Of Santee	$	28,172.33
7000236509	Advance Auto Parts	$	28,068.52
7000030228	Fort Hill Natural Gas Authority	$	28,030.24
7000035398	Jimmie Ray Feagin	$	28,025.00
7000128801	Republic Services #744	$	27,756.46
7000074567	Lorick Office Products Inc	$	27,734.93
7000227493	Three Oaks Engineering Inc	$	27,512.28
7000030524	Transafe Inc	$	27,511.14
7000057260	Palmetto Tire Of Sumter Inc	$	27,426.99
7000261622	Tire Kings LLC	$	27,347.42
7000117910	Lafargeholcim Us	$	27,085.81
7000197587	Ipw Construction Group LLC	$	27,062.80
7000014016	S & S Welding & Fabrication	$	27,028.68
7000025582	Florence-Darlington Technical	$	27,000.00
7000009061	National Flood Insurance Program	$	27,000.00
7000126317	Bennett Equipment & Supply Co Inc	$	26,987.68
7000024819	Forms & Supply Inc	$	26,963.93
7000160781	Xerox Corporation	$	26,957.97
7000018080	Abbeville Public Utilities	$	26,845.02
7000025141	Newberry Electric Cooperative Inc	$	26,677.07
7000082287	Buist Byars & Taylor LLC	$	26,470.00
7000019995	Comfort Inn-Clemson	$	26,427.02
7000000573	Bickleys Cooling LLC	$	26,410.53
7000141516	Palmetto Utility Protection Service	$	26,309.80
7000031956	Graybar Electric Inc	$	26,257.23
7000207845	Kennametal Inc	$	26,193.60
7000065012	Rci Of South Carolina Inc	$	26,145.51
7000030079	York County Government	$	26,115.09

7000016673	Richbourgs Rentals	$	26,090.23
7000178267	Panalytical Inc	$	26,088.74
7000062030	Chief Supply Corporation	$	25,968.00
7000221538	Buddin Construction LLC	$	25,875.00
7000041774	Giant Cement Co	$	25,855.11
7000025266	Colleton Tile & Concrete Co Inc	$	25,843.19
7000026219	Sandy Springs Water District	$	25,774.97
7000087816	Cherokee County Treasurer	$	25,687.95
7000009953	Pinnacle Crane	$	25,534.23
7000236526	Mullinax Services LLC	$	25,500.00
7000174536	Waste Management Richland	$	25,430.59
7000029993	City Of Camden	$	25,371.34
7000092088	Shinn Systems Inc	$	25,331.00
7000146144	Horry County Transportation	$	25,300.00
7000031923	Crumpler Plastic Pipe Inc	$	25,265.12
7000038165	Stockman Oil Two Inc	$	25,214.09
7000102306	Husqvarna Forest & Garden Company	$	25,144.43
7000025895	Brown & Company	$	24,870.40
7000030512	New South Associates Inc	$	24,781.80
7000025787	Lugoff-Elgin Water Authority	$	24,741.93
7000028379	Palmetto Paving Corp	$	24,719.94
7000220113	King Construction Services Inc	$	24,690.32
7000258614	Harrison White PC	$	24,672.25
7000245933	Triple S Garage LLC	$	24,603.39
7000147683	Telvent Dtn Inc	$	24,556.94
7000029034	Aiken Discount Tire	$	24,469.02
7000048666	Spartantec Inc	$	24,450.26
7000216778	Jims Towing	$	24,450.00
7000026832	Southern Lubricants Inc	$	24,322.12
7000039003	George H Bailey	$	23,884.00
7000194616	Benton Concrete & Utilities LLC	$	23,707.50
7000025227	McLean Marine Inc	$	23,582.42
7000056520	J H Hiers Construction LLC	$	23,573.01
7000150744	Williams & Walsh LLC	$	23,372.00
7000156228	Centurylink	$	23,287.87
7000159774	Belser & Belser PA	$	23,225.78
7000030038	Dillon County	$	23,064.11
7000214433	L & E Management Services , LLC	$	23,000.00
7000198957	Maxim Crane Works Lp	$	22,856.40
7000025554	York County Natural Gas Authority	$	22,796.36
7000167202	Moody Construction LLC	$	22,733.44
7000162196	BC Cannon Company Inc	$	22,729.50

7000261965	Aus Central Lockbox	$	22,728.29
7000168052	Mead & Hunt Inc	$	22,665.40
7000254377	Jane M Green	$	22,633.80
7000082844	Us Ink And Toner Inc	$	22,564.04
7000101096	IMSA Southeastern Section	$	22,500.00
7000045574	Us Ditcher Inc	$	22,440.00
7000167738	CMC Rebar Carolinas	$	22,303.71
7000121126	Tribond LLC	$	22,248.00
7000002437	Butler Chrysler Dodge Jeep	$	22,178.00
7000179418	Neff Rental LLC	$	22,161.52
7000182907	Waytek Inc	$	22,067.79
7000253963	Pet World	$	21,932.34
7000223599	Safeday Inc	$	21,886.04
7000105218	Turf Equipment & Supply Co	$	21,635.22
7000156873	Marathon Staffing Inc	$	21,611.33
7000079827	Desa Inc	$	21,590.00
7000180528	City Electric Supply	$	21,397.38
7000211735	Richard L Hinson	$	21,335.27
7000160191	Marlboro County	$	21,102.15
7000188322	Hydradyne LLC	$	21,046.97
7000026405	Moore & Balliew Oil Co Inc	$	20,978.66
7000177657	Vulcan Aluminum	$	20,824.13
7000026339	Land PArker & Welch PA	$	20,764.46
7000247675	W W Williams	$	20,538.67
7000090912	Simplexgrinnell	$	20,538.46
7000209005	John L Mcknight Jr	$	20,390.50
7000236315	Pipe Etc LLC	$	20,317.50
7000163849	Cypress Land Group LLC	$	20,280.00
7000191597	Advanced Drainage Systems Inc	$	20,254.89
7000010983	K&D Masonry And Concrete LLC	$	20,070.00
7000022921	Trafcon Industries	$	19,913.85
7000199039	Concrete Pipe & Precast LLC	$	19,900.00
7000256261	Circle K Stores Inc	$	19,890.00
7000192769	Windstream Corporation	$	19,867.92
7000040419	Upstate Forever	$	19,844.46
7000019489	General Sales Company	$	19,791.99
7000113053	Sand Science Incorporated.	$	19,676.00
7000143082	Little River Electric Co-Op Inc	$	19,628.04
7000255389	Next Gen Driver Training LLC	$	19,500.00
7000075733	Praxair Distribution Inc	$	19,427.08
7000238807	Hiers Lawn Care LLC	$	19,200.00
7000025452	Altman Tractor Co Of Conway Inc	$	19,194.91

7000257787	Eagle Sign & Design	$	19,192.08
7000245709	Blanchard Equipment Co Inc	$	19,165.96
7000086936	Altman Tractor & Equipment Co Inc	$	19,124.81
7000250201	Greens Commercial Cleaning Inc	$	19,089.68
7000030249	Chester Cnty Natural Gas Auth	$	19,020.77
7000030161	City Of Mullins	$	19,000.00
7000206992	Centurylink	$	18,925.00
7000144476	Pope Flynn LLC	$	18,887.79
7000250305	Peahuff Auto & Diesel LLC	$	18,793.73
7000029632	Belka Engineering Associates Inc	$	18,745.50
7000029294	Southern Asphalt Inc	$	18,686.33
7000198348	Johnson Mirmiran & Thompson Inc	$	18,516.61
7000186812	Technocom Business Systems Inc	$	18,475.69
7000108799	Hilton Columbia Center	$	18,376.20
7000105015	Courtyard By Marriott	$	18,257.84
7000206536	Concrete Supply Co	$	18,212.62
7000098251	Computers & Structures Inc	$	18,200.00
7000026107	Edgefield Co Water & Sewer Auth	$	18,180.31
7000145466	Sepi Engineering & Construction Inc	$	17,935.46
7000137965	Godwin Manufacturing Company Inc	$	17,911.55
7000016387	Comfort Suites-Harbison	$	17,872.04
7000041234	Mason Tire & Auto Service	$	17,856.36
7000159784	Gasters Grading Co Inc	$	17,705.28
7000171916	Loop1 Systems Inc	$	17,650.00
7000020847	Waste Management	$	17,576.08
7000013505	Palmetto Optical Lab	$	17,550.36
7000062339	Jordan & Sons Plumbing Co Inc	$	17,485.28
7000134749	York County Disposal/Recovery	$	17,476.14
7000205673	Edgefield Asphalt & Company LLC	$	17,400.00
7000216814	Mohican Valley Equipment Inc	$	17,379.21
7000029417	Generator Services Inc	$	17,351.29
7000045289	Buzhardt Tree Care Inc	$	17,325.00
7000031232	Truck Supply Co Of SC Inc	$	17,225.55
7000030123	City Of Clinton	$	17,174.10
7000257538	Plastic-Mart.Com	$	17,140.00
7000222751	Ace Environmental Of SC LLC	$	17,077.29
7000127384	Skyline Steel Corp	$	17,022.15
7000253549	Richland County Finance Dept	$	17,008.05
7000256690	John Bullington	$	17,000.00
7000026656	McWaters Inc	$	16,943.84
7000087818	Colleton County Treasurer	$	16,803.06
7000188804	Capital Concrete Co	$	16,801.80

7000148898	SC Asphalt Pavement Association	$	16,705.00
7000058734	Hall Mfg Inc	$	16,683.32
7000124087	Otis Elevator Company	$	16,669.32
7000174662	Lowcountry Greens LLC	$	16,650.00
7000189685	York County Public Works	$	16,557.80
7000030000	City Of Gaffney	$	16,556.18
7000025188	Piedmont Auto Parts Co Inc	$	16,552.63
7000025108	Comporium	$	16,474.12
7000031835	Bamberg Board Of Public Works	$	16,403.70
7000181356	Randstad North America Inc	$	16,390.80
7000200744	Diversified Inspections Itl Inc	$	16,305.00
7000035402	Kirby Realty & Construction	$	16,284.34
7000020192	Myrtle Beach Marriot	$	16,220.70
7000153018	Davis Frawley LLC	$	16,116.44
7000200114	Grand Strand Water And Sewer	$	16,085.00
7000228081	Scv Oil LLC	$	16,030.98
7000141951	Grainger	$	15,912.98
7000072265	Campbells Asphalt Paving Inc	$	15,900.00
7000182196	Northrop Grumman Systems Corp	$	15,892.24
7000232413	Industrial Safety Coatings Inc	$	15,890.00
7000105637	Sloan Construction Company Inc	$	15,883.29
7000239014	Advance Auto Parts	$	15,849.57
7000217016	Benson Nissan	$	15,818.69
7000158153	Republic Services #692	$	15,811.10
7000004824	No Shade Tree Service	$	15,700.00
7000042660	Abel Solutions Inc	$	15,680.00
7000171966	Berkeley Propane Company	$	15,637.73
7000179718	Oreilly Auto Parts	$	15,598.26
7000114398	Sparrow & Kennedy Tractor Co Inc	$	15,573.35
7000202079	Thomson Reuters - West	$	15,553.18
7000183167	Parts Automotive LLC	$	15,500.74
7000173702	Enviromed Corp	$	15,470.00
7000117045	Husqvarna	$	15,456.08
7000027281	Bradley Plumbing & Heating Inc	$	15,419.50
7000145714	Napa Auto Parts	$	15,419.03
7000216872	Corry Landscape Management	$	15,330.00
7000141679	Dade Paper And Bag Co	$	15,309.58
7000184405	Guaranteed Supply Company	$	15,286.32
7000242818	Willard F Johnson	$	15,250.00
7000227447	Sans Institute	$	15,225.00
7000254389	Milliken Infrastructure Solutions	$	15,195.92
7000199674	Carolina Outdoors And Equipment LLC	$	15,074.71

7000133040	Republic Services #743	$	15,068.47
7000036462	Cullum Services, Inc.	$	15,001.08
7000165480	Ec America	$	15,000.00
7000260759	Harriett Stevens Williams	$	15,000.00
7000024504	Work Area Protection Corporation	$	14,909.00
7000166650	Weedwackers Lawn Care	$	14,805.33
7000205688	McKenzie Electric LLC	$	14,676.11
7000035006	Young Office Environments Inc	$	14,622.78
7000242714	Crescent Moon Trucking LLC	$	14,563.14
7000256587	Bill Hall Company Lp	$	14,560.00
7000255654	Pipeline & Drainage Consults LLC	$	14,546.50
7000025498	Nexsen Pruet LLC	$	14,500.00
7000030007	City Of Orangeburg	$	14,444.50
7000010163	Rai Products	$	14,388.27
7000142978	Blanchard Compact Equipment	$	14,354.06
7000011364	Shugart Manufacturing	$	14,328.62
7000174489	Greg Goff	$	14,315.04
7000135944	Cooks Tree Service	$	14,300.00
7000030156	City Of Manning	$	14,295.90
7000200914	Aet Services LLC	$	14,150.00
7000025609	Orangeburg Redi Mix Concrete	$	14,100.68
7000229352	C Simmons Construction Inc	$	14,072.00
7000146525	Charleston County	$	14,041.05
7000167703	Norfolk Southern Railway Company	$	14,034.99
7000051969	Potters Industries LLC	$	14,033.61
7000201633	Transoft Solutions Inc	$	13,954.00
7000214367	Ag Pro LLC	$	13,951.52
7000013454	Brookland Baptist Church B&Cc	$	13,870.99
7000016826	Hilton Garden Inn Charleston	$	13,853.82
7000050899	Roberts Trading Company Llp	$	13,831.57
7000026315	R C Jacobs Inc	$	13,816.00
7000007297	Motorola Communications & Elec	$	13,763.35
7000091745	Napa Auto Parts	$	13,746.33
7000154220	Asplundh Tree Expert Co	$	13,732.50
7000174238	Suburban Propane-1217	$	13,724.93
7000121041	National Wood Sourcing LLC	$	13,714.60
7000084581	Isgett Distributors Inc	$	13,699.58
7000221181	Miovision Technologies Inc	$	13,627.66
7000041963	Avery Dennison Corp	$	13,622.18
7000011380	H&S Oil Co Inc	$	13,595.08
7000025893	Harris Mcleod & Ruffner	$	13,560.80
7000235835	Hill Tire Centers	$	13,517.08

7000044943	Double A Body Builders Inc	$	13,500.00
7000131363	Software Ag Usa Inc	$	13,464.71
7000193990	Sweetleaf Swamp LLC	$	13,440.00
7000195626	Pitts Truck Service	$	13,422.91
7000239558	Tmos Inc	$	13,409.80
7000219460	Diversified Products Mfg	$	13,345.00
7000206188	Northern Tool & Equipment Co	$	13,337.23
7000012034	Gwinns Tire & Alignment	$	13,330.53
7000191493	Blanchard Machinery Company	$	13,279.36
7000259785	Survey And Mapping LLC	$	13,151.83
7000056617	A R Martin Co	$	13,150.00
7000178010	Premier Lab Supply Inc	$	13,141.18
7000252877	Millerwilson Consulting LLC	$	13,134.05
7000134233	Canon Usa, Inc	$	13,090.90
7000043466	Carolina Industrial Equipment Inc	$	13,086.19
7000198897	Blanchard Equipment Company Inc	$	13,073.45
7000025074	Berkeley Electric Cooperative Inc	$	13,059.57
7000232801	Jmec Construction LLC	$	12,984.11
7000130036	Charleston Rigging And Marine	$	12,892.70
7000033900	Virginia Lab Supply Corp	$	12,876.14
7000247784	Harris Rebar North Carolina Inc	$	12,816.99
7000011071	Truvista	$	12,805.20
7000245914	Tire Town Inc	$	12,776.53
7000221388	Seacoast Supply, LLC	$	12,742.27
7000052763	R J Shirley	$	12,740.04
7000196053	Chef Minute Meals Inc	$	12,715.63
7000083858	Norris Supply Co	$	12,703.82
7000157718	Seaber & Aiken Inc	$	12,690.51
7000177764	Hubbard Paving & Grading Inc	$	12,530.24
7000121279	Compass South Inc	$	12,480.00
7000248627	Rotary Lift	$	12,470.85
7000054792	Bilt Rite Corporation	$	12,407.00
7000138025	ASC Construction Equipment Usa Inc	$	12,404.56
7000026716	Boggs Tractor Co Inc	$	12,381.64
7000030867	Hall Manufacturing Company Inc	$	12,341.79
7000159027	Pye Barker Fire & Safety Inc	$	12,279.66
7000086329	Lees Hauling & Grading LLC	$	12,275.00
7000028735	Irmo Lock Co	$	12,259.26
7000193396	Napa Auto Supply & Equipment	$	12,233.26
7000257974	Tubbs Sign And Graphix LLC	$	12,182.42
7000024974	Mining Road Landfill	$	12,167.50
7000009779	Interstate Towing & Fleet Services	$	12,153.83

7000127508	Hazelwood Construction Co Inc	$	12,147.40
7000199993	Lane Enterprises Inc	$	12,143.38
7000234404	Amps Commercial Services Inc	$	12,130.00
7000090171	D&D Ford Motor Co	$	12,089.06
7000127040	Fairfield Electric Cooperative Inc	$	12,076.09
7000028267	Palmetto Metal Products Inc	$	12,070.66
7000256667	Ferguson Waterworks	$	12,057.34
7000050755	Tractor & Equipment Company	$	12,010.99
7000083447	Transportation Research Center Inc	$	12,000.00
7000055795	Trotter Dimension Outdoor	$	12,000.00
7000142207	Greenville County Tax Collector	$	11,975.15
7000229013	Spatco Energy Solutions	$	11,956.00
7000051365	Town Of Patrick	$	11,920.99
7000017424	Anderson County Solid Waste	$	11,905.60
7000252477	Sashto 2017	$	11,900.00
7000025064	Aiken Electric Cooperative Inc	$	11,883.42
7000030790	Consolidated Pipe & Supply Company	$	11,855.12
7000109364	4Imprint Inc	$	11,831.23
7000254782	Esri	$	11,800.00
7000247813	Quickbase Inc	$	11,664.00
7000009217	Tessco Incorporated	$	11,622.58
7000187180	Vulcan Construction Materials	$	11,585.17
7000033056	Gos	$	11,529.85
7000244958	Perfection First Services Inc	$	11,529.00
7000166722	Jim Hudson Ford	$	11,421.63
7000251608	Roots Tire & Auto Service Inc	$	11,412.58
7000167549	Xcessories Squared Development	$	11,351.50
7000006666	Quality Welding Service	$	11,300.00
7000227705	Cox Industries Inc	$	11,276.60
7000016012	Tom Sawyer Company	$	11,275.00
7000026006	Webb Concrete Co Inc	$	11,256.01
7000029462	Lowcountry Concrete Of	$	11,250.31
7000198542	Morgan Concrete Company Inc	$	11,247.66
7000049581	Carolina Waste & Recycling LLC	$	11,207.78
7000025716	Industrial Alignment & Frame	$	11,189.50
7000262355	General Sales Company	$	11,166.70
7000255035	Carolina Company Limited	$	11,100.00
7000255402	Faithful Construction	$	11,065.00
7000248216	W W Williams	$	11,015.34
7000096694	Associated Contractors White	$	11,000.00
7000058359	Jeffrey E Johnson	$	11,000.00
7000126970	Linder Industrial Machinery Co	$	10,996.82

7000029999	City Of Florence	$	10,986.41
7000115455	Hepaco LLC	$	10,964.02
7000033469	American Coun Of Engineering	$	10,950.00
7000025385	Davis & Floyd Inc	$	10,902.12
7000117421	Sherwin Williams Co #2391	$	10,872.75
7000229822	Brewer Hendley Oil Company	$	10,858.49
7000186747	Seaco Asphalt Emulsions	$	10,845.43
7000072144	Town Of Lamar	$	10,773.45
7000146099	Ferguson Enterprises Inc	$	10,739.95
7000025102	Edisto Electric Cooperative Inc	$	10,684.17
7000189668	Dale Patrick Crumpton	$	10,675.00
7000031859	Shi International Corp	$	10,658.90
7000040982	Cold Spring Enterprises Inc	$	10,657.20
7000116698	Rw Conklin Steel	$	10,655.70
7000181510	Oreilly Auto Parts	$	10,642.58
7000248966	Big Guys Tree LLC	$	10,600.00
7000225724	Innpack LLC	$	10,584.00
7000078967	Premier Elevator Company Inc	$	10,516.32
7000106068	Hon Company	$	10,511.17
7000049811	National Preservation Institute	$	10,500.00
7000070681	Pollock Financial Services	$	10,498.28
7000141661	Appleton Landfill	$	10,428.45
7000050630	Berenyi Incorporated	$	10,400.00
7000186768	Colprovia Asphalts	$	10,380.17
7000129054	Stratus Building Solutions	$	10,363.00
7000180418	Rotex Global	$	10,349.31
7000086317	Ever Ready First Aid & Medical	$	10,228.50
7000133589	Hanson Aggregates Inc	$	10,216.97
7000168259	Georgia Lina Precast	$	10,209.34
7000182351	Hilton Myrtle Beach Resort	$	10,162.88
7000153672	Sparrow & Kennedy Tractor Co Inc	$	10,158.20
7000134825	Guaranteed Supply Co Of SC Inc	$	10,123.42
7000011151	Van-Smith Concrete Company	$	10,111.50
7000219403	Summit Building Services Inc	$	10,000.88
7000253620	Dock Hardware& Marine Fabrication	$	10,000.00
7000057548	Howell & Simmons Construction &	$	9,997.50
7000027908	Control Management Inc	$	9,996.00
7000176367	McClam & Associates Inc	$	9,975.00
7000234557	Carolyn Milliron	$	9,950.00
7000028351	Chao & Associates Inc	$	9,925.00
7000179980	Laurens Transfer Station	$	9,919.75
7000006604	Southern Tree Experts	$	9,875.00

7000147376	Comporium	$	9,854.00
7000032699	Connecting Elements Inc	$	9,853.19
7000247792	Ramtool Construction Supply Co	$	9,789.27
7000037401	Onix Networking Corporation	$	9,770.00
7000043134	Aspen Aerials Inc	$	9,750.00
7000068000	Cullum Constructors Inc	$	9,733.00
7000254148	McClary Contracting LLC	$	9,667.50
7000026566	Vics Tire & Auto Service Inc	$	9,633.26
7000246966	American Materials Company LLC	$	9,621.48
7000028610	W Frazier Construction Inc	$	9,610.44
7000164008	CMC & Associates	$	9,600.00
7000167423	Lpm Consulting Inc	$	9,466.00
7000181285	Construction Resource Group	$	9,305.00
7000260563	Precision Tec Diagnostics	$	9,300.00
7000250341	Southeastern Limb And Tree LLC	$	9,285.00
7000033716	Clarkpowell	$	9,276.08
7000197154	Bells Auto Body Repair LLC	$	9,275.29
7000038535	Executive Information Systems LLC	$	9,261.00
7000036231	CMA Services Inc	$	9,241.00
7000162995	Advanced Disposal South Carolina	$	9,229.68
7000042551	Toms Body Shop Inc	$	9,225.58
7000052316	Benson Ford Mercury	$	9,223.93
7000009230	The Traffic Safety Store	$	9,187.31
7000025672	Ford Brothers Sales Co Inc	$	9,164.65
7000127191	DLT Solutions LLC	$	9,145.08
7000099378	Ness & Jett LLC	$	9,138.04
7000017365	Comm Of Public Works City Of	$	9,113.95
7000212811	Dana Safety Supply Inc	$	9,073.73
7000163272	Waste Management	$	9,047.93
7000209325	Boatwrights Paint & Body	$	9,045.04
7000025949	Thornleys Service	$	9,044.50
7000225250	Cripple Creek Corporation Inc	$	9,026.45
7000229455	Billue & Associates International	$	9,000.00
7000207757	City Wide Maintenance Of South	$	9,000.00
7000081968	Thomas P Murphy PC	$	9,000.00
7000248412	Excel Truck Group	$	8,990.05
7000016136	JJS Commercial Cleaning	$	8,974.32
7000131809	Instron	$	8,901.50
7000029297	Horry County Solid Waste Authority	$	8,895.47
7000038726	Gs2 Engineering Inc	$	8,863.75
7000260476	Trinity Construction LLC	$	8,847.58
7000149525	Kerns Trucking Inc	$	8,818.75

7000257343	Traffic Monitoring Technologies Inc	$	8,787.00
7000100924	H&E Equipment Services	$	8,780.40
7000221168	Amerigas Propane Lp	$	8,771.00
7000025748	Warden & Smith Inc	$	8,757.72
7000239514	Lowcountry Tree & Limb LLC	$	8,750.00
7000225900	Metrocount Usa Inc.	$	8,750.00
7000052564	Blanchard Machinery Company	$	8,686.12
7000254823	Wilderness At The Smokies	$	8,682.66
7000012214	Kimballs Plumbing Heating	$	8,665.93
7000162799	Hayes Instrument Co Inc	$	8,618.40
7000098588	Marthers Fence Company	$	8,600.00
7000042653	Forms & Supply Inc	$	8,599.21
7000025457	Conway Auto Parts	$	8,570.74
7000223665	Edwards Electric LLC	$	8,559.75
7000009948	Duke Energy Progress Inc	$	8,555.67
7000255586	Southern District Institute Of	$	8,500.00
7000254701	Gallman Contracting	$	8,470.60
7000210320	HP Inc	$	8,470.55
7000225180	Cohuhd Costar LLC	$	8,462.00
7000216864	Rocscience Inc	$	8,437.50
7000030012	Easley Combined Utilities	$	8,404.44
7000025128	Lynches River Electric Cooperative	$	8,391.03
7000199406	Duke Energy Progress, Inc	$	8,350.56
7000087819	Dorchester County Treasurer	$	8,300.00
7000028446	Callison Dorn Thomason & Knott Pa	$	8,299.81
7000126645	Advanced Climate Control LLC	$	8,275.00
7000188337	Hammers Haz Mats LLC	$	8,262.00
7000149639	Assurance Diversified Services LLC	$	8,250.00
7000024784	Troxler Electronic Laboratories Inc	$	8,242.00
7000257998	Super Service Tire And Alignment Of	$	8,228.97
7000001380	Msc Industrial Supply Co	$	8,227.92
7000197208	Carlton Landscaping Ltd	$	8,190.00
7000143162	City Of Sumter	$	8,165.87
7000052031	CCS Of South Carolina Inc	$	8,154.00
7000118788	Greens Commercial Cleaning	$	8,108.55
7000055202	James River Equipment Carolina LLC	$	8,096.80
7000172944	Canon Solutions America Inc	$	8,096.16
7000202694	Dude Solutions Inc	$	8,089.71
7000162945	Advanced Disposal Services SC LLC	$	8,075.71
7000031606	Thomas Concrete Of SC Inc	$	8,068.87
7000155099	Dubose Group	$	8,055.00
7000027819	Herald Office Supply Inc	$	8,031.30

7000251810	Trex Properties Trust Account	$	8,000.00
7000055458	Wateree Door & Gate LLC	$	7,993.00
7000085438	Ve Group LLC	$	7,971.64
7000046634	G H Furse Jr Construction Co Inc	$	7,935.50
7000177449	Southeast Farm Equipment Co	$	7,927.07
7000221093	Sweeper Parts Sales Sps Inc	$	7,900.00
7000026756	Kunkle Oil Co Inc	$	7,895.19
7000119356	Hutch N Son Contruction	$	7,854.85
7000238286	McMahon Truck Centers Rock Hill	$	7,839.84
7000017762	Kershaw County Clerk Of Court	$	7,837.00
7000256337	Stivers Chevrolet	$	7,821.91
7000006218	Bozard Metal Works	$	7,807.09
7000107111	Charlotte Tractor Co	$	7,798.35
7000029181	Piedmont Group Inc	$	7,797.81
7000128810	Tri Star Builders LLC	$	7,797.45
7000253667	H&E Equipment Exchange LLC	$	7,787.19
7000010427	Hampton Inn-Patriots Point	$	7,780.28
7000030149	City Of Lake City	$	7,768.00
7000136009	Park Place Technologies	$	7,760.40
7000208629	Southeast Emulsions Inc	$	7,750.05
7000121059	Fortran Communications Inc	$	7,735.79
7000252216	Nilfisk Inc	$	7,726.18
7000219686	Great Exitpectations	$	7,721.00
7000115862	D R Acton Advisors LLC	$	7,712.50
7000100320	Tri State Truck & Trailer Repair	$	7,711.74
7000027415	Roper Personnel Services Inc	$	7,650.67
7000042475	Pee Dee Environmental Services Inc	$	7,650.00
7000151973	Ww Grainger Inc	$	7,622.68
7000054928	Armstrong Contractors LLC	$	7,500.00
7000026973	George Ballentine Ford Lincoln	$	7,498.59
7000088613	Maybank Law Firm LLC	$	7,494.27
7000024419	Roy Jorgensen Associates Inc	$	7,480.00
7000025427	Greenville Tractor Co	$	7,478.12
7000210723	Parnells Driver Training	$	7,460.00
7000032863	J H Newton Shoes Inc	$	7,420.32
7000005173	Ergle Tree	$	7,400.00
7000244860	Blanchard Equipment Company Inc	$	7,399.46
7000179040	C&S Solutions East LLC	$	7,397.98
7000104939	Fairfield Inn & Suites Atlanta	$	7,380.10
7000193501	Dehart Auto Parts Inc	$	7,378.23
7000044916	Alamo Industrial	$	7,361.57
7000230206	Metro Dwelling LLC	$	7,357.94

7000013759	Catoes Inc	$	7,341.84
7000026365	Frasier Tire Service Inc	$	7,339.26
7000028216	Wiggins Concrete Co Inc	$	7,290.00
7000017962	York County Landfill	$	7,289.21
7000032454	National Tank Monitor Inc	$	7,285.00
7000122621	Waste Industries Inc	$	7,263.61
7000087546	Lexington Commercial Tire Inc	$	7,246.20
7000026026	Furr Grading & Paving Inc	$	7,230.02
7000071069	New Dixie Dist Co Inc	$	7,214.40
7000186948	City Of West Columbia	$	7,202.06
7000248215	LCC Lawn Service LLC	$	7,200.00
7000210185	Patterson-Brown & Associates	$	7,200.00
7000015828	Napa Auto Parts-Edgefield	$	7,154.99
7000096350	West Carolina Telephone	$	7,115.42
7000018102	Greer Commission Of Public Works	$	7,102.28
7000205472	West Law Firm LLC	$	7,088.91
7000028137	Quality Haulers Inc	$	7,040.88
7000001347	Greene Acoustic & Drywall LLC	$	7,010.00
7000149222	Martin Marietta Materials	$	7,009.41
7000229398	C And H Paving Inc.	$	6,980.26
7000067532	United Automotive & Diesel Per Ctr	$	6,975.20
7000029370	Southern Machine & Tool Inc	$	6,953.51
7000197141	Siteimprove Inc	$	6,950.00
7000121828	Georgetown County	$	6,943.25
7000008357	Embassy Suites	$	6,933.48
7000030184	Westminster Utility Department	$	6,920.35
7000217769	National Tank Outlet	$	6,890.00
7000030188	City Of York	$	6,881.59
7000234851	Universal Calibrations LLC	$	6,880.00
7000012610	Manpower	$	6,864.00
7000030478	Augusta Ready Mix Inc	$	6,825.82
7000015313	Anderson Brothers	$	6,819.35
7000149619	Us Postal Service	$	6,819.00
7000218175	Doorworks Garage Doors	$	6,800.00
7000108800	Florida Sun Printing	$	6,800.00
7000031742	Edwards Refrigeration Inc	$	6,785.00
7000039039	Troy Price	$	6,775.00
7000024475	Federal Emergency Management Agency	$	6,750.00
7000143553	City Of Conway	$	6,742.65
7000257345	Fortiline Waterworks	$	6,738.39
7000244432	Precision Grounds Specialists LLC	$	6,720.00
7000184455	Thompson Consulting Services	$	6,693.60

7000176022	Service Experts Heating And	$	6,675.00
7000067535	Carolina Carports Inc	$	6,674.40
7000024799	Durable Wood Preservers Inc	$	6,668.00
7000032340	H D Payne & Co Of Greenwood	$	6,665.55
7000184635	Earthlink Business	$	6,650.85
7000250304	Blueally Technology Solutions LLC	$	6,620.60
7000178707	Culler Flooring Inc	$	6,620.00
7000033848	Sign Cad Systems Inc	$	6,601.25
7000183266	Napa Auto Parts Florence	$	6,600.72
7000166578	Fluxlight Inc	$	6,587.30
7000259347	Coastal Lasers Inc	$	6,575.00
7000150957	Company Wrench Ltd	$	6,573.60
7000030248	Lancaster County Natural Gas Auth	$	6,557.70
7000123742	DNB Electric Inc	$	6,550.00
7000201033	Rockland It Solution	$	6,547.41
7000049051	Chester Paint & Decorating LLC	$	6,532.65
7000230033	Manning & Sons Trucking	$	6,524.35
7000253981	Richardson Plowden & Robinson Pa	$	6,511.62
7000005557	Chads Body Shop & Towing	$	6,484.09
7000030091	North Charleston Sewer Dist	$	6,457.73
7000025129	Marlboro Electric Coop Inc	$	6,455.79
7000219331	James K Ewart	$	6,450.00
7000034748	Indianapolis Industrial Products	$	6,449.00
7000260974	Otis Neal Horton	$	6,426.00
7000030421	Roberts Truck Ctr Inc	$	6,421.14
7000097640	Southern Green Landscape	$	6,375.00
7000099229	Immixtechnology Inc	$	6,367.89
7000107848	Industrial Battery & Charger Inc	$	6,356.82
7000120953	H & H Site And Tree Services	$	6,350.00
7000025358	Palmetto Rural Telephone Coop Inc	$	6,331.34
7000027912	Carolina Air Inc	$	6,300.00
7000244279	Dantzler Landscaping Company	$	6,250.76
7000150048	Timberline Tree Service LLC	$	6,250.00
7000050499	Southern Industrial Constructors	$	6,225.00
7000028303	Oswald Wholesale Lumber Inc	$	6,218.88
7000182999	Piling Products	$	6,209.68
7000233941	DMR Pool Store	$	6,204.00
7000092859	The State Newspaper	$	6,181.94
7000107582	Mays Contracting Co LLC	$	6,164.00
7000141476	Matthew Bender & Co	$	6,136.33
7000005176	Edisto Fence Company	$	6,136.00
7000191603	Blanchard Equipment Company Inc	$	6,135.19

7000121880	Sports Trophies	$	6,132.15
7000250324	3 Man Auto Service Inc	$	6,123.75
7000035956	Dilmar Oil Company Inc	$	6,110.23
7000033750	Stegalls Transmission Specialists	$	6,084.68
7000196297	Marina Inn At Grande Dunes	$	6,066.97
7000029872	Propac Inc	$	6,064.14
7000122656	Savannah Cleaning Systems Inc	$	6,051.26
7000025497	Edwards Auto Sales Company Inc	$	6,046.13
7000234437	Douglas Landscapes	$	6,040.00
7000250722	Southeastern Chapter Nsc	$	6,035.00
7000032511	Caliper Corp	$	6,000.00
7000144255	Frederick I Hall III	$	6,000.00
7000195974	Horry County Treasurer	$	5,996.29
7000257043	Kaim Consulting	$	5,990.00
7000215726	Excel Fire Sprinkler Co.	$	5,975.00
7000024792	S&Me Inc	$	5,974.90
7000145811	First Fire & Safety LLC	$	5,965.83
7000261919	A1 Comfort Systems Inc	$	5,961.00
7000258563	J&D Eco Blasting	$	5,955.00
7000200304	Fairway Outdoor Funding LLC	$	5,950.00
7000177351	Napa Auto Parts	$	5,920.98
7000260060	Waste Management	$	5,912.14
7000057682	Palmetto Power Systems LLC	$	5,894.64
7000033208	Alternative Staffing Inc	$	5,890.96
7000106219	James River Equipment Carolina LLC	$	5,885.00
7000095930	Generating Solutions LLC	$	5,880.00
7000200030	Woodruff Chevrolet	$	5,861.06
7000201014	Gillys Tree Service	$	5,850.00
7000034438	Hodge Tree Service	$	5,850.00
890100289	Safe Software Inc	$	5,800.00
7000042458	Graybar Electric Co	$	5,799.04
7000026392	Austin Construction Company Inc	$	5,797.26
7000260813	Shawn Patrick	$	5,779.20
7000044506	Mst Concrete Products Inc	$	5,775.18
7000184367	Air Centers Of South Carolina Inc	$	5,750.44
7000248722	Courtyard Wilmington	$	5,723.08
7000252690	The State Newspaper	$	5,681.23
7000000355	Unifirst Corp 214	$	5,665.73
7000031929	Environmental Consulting Services	$	5,659.40
7000256216	Associated Asphalt Columbia LLC	$	5,650.98
7000025393	Sandhill Telephone Coop Inc	$	5,603.14
7000005471	Mincey Tree Service	$	5,600.00

7000009079	Soft-Art	$	5,600.00
7000026139	Southland Equipment Service, Inc	$	5,582.53
7000196216	Evans Landscaping LLC	$	5,581.40
7000010483	Martin Marietta Aggregates	$	5,578.19
7000030020	Barnwell County	$	5,565.05
7000030098	Seneca Light & Water	$	5,564.06
7000036362	Beacham O Brooker Jr	$	5,562.46
7000107472	Camden Parts & Propane LLC	$	5,542.37
7000257956	Whitaker Electric LLC	$	5,532.00
7000046641	Myron Corporation	$	5,518.31
7000181554	CNC Door Company Inc	$	5,509.25
7000144282	Ferguson Enterprises Inc	$	5,508.00
7000025641	Lancaster County Water And	$	5,503.75
7000039203	Morrison Well Drilling Inc	$	5,500.00
7000226376	Olde Maid Janitorial Services	$	5,500.00
7000030381	Hill Manufacturing Company Inc	$	5,493.82
7000247759	Gerdau Ameristeel Us Inc	$	5,492.54
7000047011	Southern Reporting, Inc.	$	5,431.76
7000023000	Community Transportation Assoc Of	$	5,425.00
7000153620	Comprehensive Business Consultants	$	5,400.00
7000207786	JMS Fence Co Inc	$	5,397.00
7000001868	Columbia Marriott Hotel	$	5,368.26
7000229509	Walker Group LLC	$	5,353.92
7000174136	SC Chapter National Safety Council	$	5,340.00
7000083525	Pellums Body Shop	$	5,334.67
7000189675	City Of Charlotte Nc	$	5,328.84
7000049876	Super Service Tire & Alignment Of	$	5,319.40
7000217478	Transaxle LLC	$	5,315.04
7000109582	Ta Instruments-Waters LLC	$	5,313.60
7000249353	Blue Eagle Rentals Inc	$	5,301.37
7000142304	Truckpro LLC	$	5,285.74
7000029016	Mechanical Design Inc	$	5,280.00
7000255252	Coleman American Moving Services	$	5,273.00
7000177094	G S Carter & Son Lumber Company	$	5,271.21
7000024049	Collins Engineers Inc	$	5,217.98
7000011480	Scha	$	5,192.92
7000036415	Chesterfield Auto Body & Paint	$	5,181.21
7000150123	Rel Consulting	$	5,180.00
7000157728	Watsons Tree Services & Sawmill	$	5,175.00
7000246825	CMB Services Inc	$	5,174.55
7000030122	Town Of Chesterfield	$	5,159.14
7000158619	A One Tree Service	$	5,150.00

7000260666	Samuel Son & Co Usa Inc	$	5,145.84
7000044242	Cipov Enterprises Inc	$	5,125.69
7000105319	Contech Engineered Solutions, LLC	$	5,104.67
7000102249	Pride Mechanical & Fabrication Co	$	5,102.22
7000197040	Carolina Painting Co Inc	$	5,100.00
7000235891	Sjwd Water District	$	5,097.47
7000198111	Commission Of Public Works	$	5,096.41
7000019345	Powells Trash Service	$	5,076.13
7000173597	Agri South Inc	$	5,067.25
7000042993	Warren Truck Equipment Inc	$	5,059.48
7000129299	Comfort Suites	$	5,047.84
7000132480	Waste Connection Of SC	$	5,040.76
7000145798	Sherwin Williams Co	$	5,033.30
7000017581	Chesterfield Co Treasurer	$	5,025.00
7000116254	Snap On Industrial	$	5,023.34
7000033667	Gwinns Siding & Window Co Inc	$	5,019.00
7000028431	Thom Chem Inc	$	4,999.10
7000200873	Mts Safety Products Inc	$	4,998.77
7000107335	Clydes Pressure Washing	$	4,998.00
7000126448	Palmetto Hydroseeding	$	4,998.00
7000025451	McLaughlin Motors Inc	$	4,992.56
7000219036	Ftc	$	4,954.43
7000124647	Low Country Hoist And Crane Service	$	4,952.00
7000241160	Rish Equipment Company	$	4,949.68
7000253720	Hay Tire Pros	$	4,937.32
7000126438	Conway Auto Parts Inc	$	4,937.31
7000246237	Home Telecom	$	4,932.80
7000024711	Carolinas Agc	$	4,912.44
7000007542	Idsc Holdings Inc	$	4,900.26
7000209567	The Brittingham Group Llp	$	4,900.00
7000030173	Town Of St Matthews	$	4,895.60
7000218566	Bobcat Of Charleston	$	4,893.81
7000142270	Ups	$	4,859.12
7000053829	Motion Automotive And Diesel	$	4,846.53
7000210030	Hausman Deodorizing LLC	$	4,836.00
7000028927	Garden City Heating & Cooling	$	4,829.00
7000019114	Herrington Construction Co Inc	$	4,827.00
7000215732	Randle Janitorial & Lawn Service	$	4,816.67
7000050249	McCall Environmental Pa	$	4,815.00
7000164064	Pandtl Inc	$	4,810.00
7000146185	Sterling Glass LLC	$	4,806.01
7000106160	H&E Equipment Services Inc	$	4,806.00

7000129312	Reserve Electrical Services	$	4,800.00
7000079848	Ports Heating & Air LLC	$	4,795.00
7000046070	Saluda Body Shop Inc	$	4,792.87
7000011562	Napa Auto Parts	$	4,779.91
7000195973	Piedmont Truck Tires	$	4,767.43
7000031927	Transystems Corporation	$	4,762.75
7000155042	Hydro Gate	$	4,762.21
7000192227	Johnstone Supply	$	4,758.20
7000155974	21st Century Waterproofing LLC	$	4,750.00
7000083032	Fairfield Inn & Suites-Anderson	$	4,748.58
7000078357	Cedar Creek Collision Inc	$	4,724.55
7000073050	Carolina Custom Truck Accessories	$	4,720.68
7000027730	Industrial Machine & Fab Inc	$	4,701.54
7000024439	American Public Transportation Asso	$	4,701.00
7000257150	Hot Wash Atlanta	$	4,691.94
7000026789	Bootjack Inc	$	4,690.67
7000029494	Hamco Greenville Inc	$	4,670.26
7000012908	Williams Tire Distributors	$	4,664.94
7000032461	Gore Inc	$	4,655.10
7000179822	Beaufort County Treasurer	$	4,646.17
7000196217	Aiken Railway Company LLC	$	4,640.00
7000031351	Century Fasteners Corp	$	4,631.32
7000215547	A-Tech Services	$	4,627.00
7000202181	Dorchester County Water & Sewer	$	4,607.80
7000028370	Tyler Equipment Company Inc	$	4,561.95
7000031963	Campbell Inc	$	4,560.00
7000030602	Atkins North America Inc	$	4,559.21
7000049744	Outdoor Equipment Distributors Inc	$	4,536.77
7000093644	MCI Supply Easley Inc	$	4,528.65
7000038634	The Hon Company LLC	$	4,508.78
7000130439	Coast 2 Coast Cleaning	$	4,500.00
7000209403	Michigan State University	$	4,500.00
7000030148	Town Of Kingstree	$	4,498.68
7000141379	Enterprise Rent A Car	$	4,498.55
7000067381	Outpost Inc	$	4,484.98
7000162884	Chatham Steel Corp	$	4,436.37
7000188771	Tyco Fire-Security Us Management	$	4,434.97
7000194156	Rha LLC	$	4,429.26
7000035130	Corporate Staffing Services LLC	$	4,425.76
7000214056	Wysong Glass Of Charleston	$	4,423.32
7000240791	Powerblast LLC	$	4,416.00
7000245189	Lapel Pins Plus	$	4,410.00

7000257242	Tpc Training	$	4,400.00
7000026192	American Systems Of The Southeast	$	4,394.83
7000141362	Cromleys Inc	$	4,373.48
7000149172	Standard Insurance Co	$	4,370.19
7000223494	Universal Distribution Group LLC	$	4,368.06
7000254851	Chemtek Inc	$	4,364.97
7000233278	McCarthy Tire Service	$	4,357.75
7000007912	4Imprint Inc	$	4,349.57
7000097398	Unique Paving Materials	$	4,333.51
7000230155	Easley Transmission Service Inc	$	4,330.62
7000225102	Airgas Usa LLC	$	4,327.50
7000021639	Lakeside Refrigeration LLC	$	4,322.78
7000113663	Triple T Freightliner Sterling	$	4,313.94
7000014258	Gores Tire Service	$	4,309.13
7000027313	Palmetto Equipment Sales & Svs Of	$	4,306.12
7000156863	Little Roadside Management LLC	$	4,303.12
7000082731	DH Griffin Wrecking Company Inc	$	4,300.00
7000142101	Atlantic Technical Sales Inc	$	4,275.00
7000087019	Mike Reichenbach Ford Lincoln	$	4,271.04
7000158060	Rmf Engineering Inc	$	4,267.50
7000154270	Haulin Glass LLC	$	4,249.40
7000025249	Holley Tractor & Equip Co Inc	$	4,245.22
7000135844	Buddy Clawson Construction Inc	$	4,225.85
7000102740	Carolina Power Solution Corporation	$	4,219.78
7000202986	Scotties Building Services	$	4,200.00
7000128633	Berkeley County Water And	$	4,193.23
7000033891	EMC Corporation	$	4,171.00
7000039846	MB Companies Inc	$	4,158.87
7000027171	The Key Shop Inc	$	4,152.24
7000198303	Kleinschmidt Associates	$	4,128.00
7000251727	Bragg Waste Services Incorporated	$	4,091.56
7000011080	The Post And Courier LLC	$	4,086.30
7000200995	United Data Technologies	$	4,079.06
7000007567	CDW Government Inc	$	4,075.92
7000033317	McCreary/Snow Architects, Pa	$	4,072.05
7000244240	Raceway Ford Of Hartsville	$	4,064.95
7000202612	Harper Investments Inc	$	4,063.53
7000033791	Tatham Body Shop Inc	$	4,051.61
7000042488	Global Industrial Equipment	$	4,037.51
7000113341	Heritage-Crystal Clean LLC	$	4,029.54
7000214057	Colleton County Solid Waste Dept	$	4,027.68
7000105298	Ace Auto Parts Inc	$	4,024.91

7000025438	Glenn Plumbing Co Inc	$	4,019.38
7000079539	Achelpohl Roofing & Sheetmetal Inc	$	4,000.00
7000162847	Michael R Moseley	$	4,000.00
7000028412	SC Central Railroad Co	$	4,000.00
7000037288	South Eastern Timber Corp Inc	$	4,000.00
7000184465	Yorks Tree Service	$	4,000.00
7000222509	P3 Equipment Repair LLC	$	3,998.84
7000223568	Supplyworks	$	3,980.61
7000167944	Mead And Hunt Inc	$	3,974.00
7000015167	S & D Auto Parts	$	3,966.05
7000258289	Tolar Manufacturing Company Inc	$	3,960.00
7000014186	Wallpaper Additions	$	3,955.74
7000014028	Conway Cooling & Heating Co	$	3,950.00
7000036364	Powers & Gregory Inc	$	3,950.00
7000006239	Quality Portable Buildings &	$	3,938.67
7000225221	DH Pace Company Inc	$	3,931.96
7000251980	Xp Solutions	$	3,920.25
7000196304	Grainger Inc	$	3,889.86
7000259303	Jimmy L Thomas	$	3,879.90
7000034680	CK Supply	$	3,873.96
7000237832	Driskills Landscaping LLC	$	3,870.00
7000086900	Advanced Door Systems Inc	$	3,866.00
7000046153	Dick Smith Nissan Inc	$	3,857.75
7000156834	CFJ Manufacturing Lp	$	3,852.75
7000012965	Ethridge Saw Shop	$	3,850.60
7000015683	Flagship Sign Designs Inc	$	3,850.00
7000045450	Fairway Ford Inc	$	3,846.29
7000251728	Traffic Distributor Links LLC	$	3,844.28
7000025509	Superior Parts Co Inc	$	3,828.87
7000130377	Diamond Springs Water Inc	$	3,820.34
7000159862	Best Buy	$	3,814.99
7000008809	Richbourgs Auto Electric Service	$	3,811.06
7000256935	Tilliman Williams	$	3,800.00
7000063524	Tindall Corporation	$	3,794.80
7000049053	Postons Trailer Repair LLC	$	3,792.62
7000213052	Ronald Hunsucker	$	3,785.00
7000153918	Meco Inc Of Florence	$	3,763.29
7000258922	Johnson Controls Fire Protection LP	$	3,761.90
7000060358	Ptv America Inc	$	3,753.20
7000142057	Ezell Hardware Inc	$	3,740.92
7000155277	Country Inn & Suites-Anderson	$	3,739.59
7000228342	Consolidated Pipe & Supply Co Inc	$	3,731.19

7000148011	Furr Facilities Inc	$	3,730.30
7000188122	McCormick County	$	3,725.00
7000230540	Vwr International LLC	$	3,722.84
7000199996	Nance Mccants & Massey	$	3,720.60
7000017968	York County Water/Sewer	$	3,711.33
7000048894	Vizible Changez Collision Center	$	3,698.91
7000261538	Overhead Door Company Of Greenvile	$	3,695.00
7000201013	Isom Electric LLC	$	3,694.80
7000101862	Alberts Deli	$	3,690.45
7000177515	United Rentals North America	$	3,679.75
7000214325	Hotel Tillman	$	3,674.26
7000027316	Walker Tire Company Inc	$	3,667.68
7000020842	Waste Management Hickory Hill	$	3,660.19
7000130418	Blacks Tire & Auto Service Inc	$	3,657.17
7000029068	Summerville Ford Mercury	$	3,656.00
7000036498	G S Carter & Son Lumber Company	$	3,649.32
7000258595	Taylor Construction Unlimited LLC	$	3,640.00
7000014329	Wingate By Wyndham	$	3,636.36
7000005844	Fords Lawn Solutions	$	3,636.00
7000028812	Holcombe Bomar PA	$	3,629.72
7000015697	Carquest Auto Supply	$	3,605.69
7000056187	Hansen Pallet Co	$	3,602.70
7000207587	Northern Safety Co Inc	$	3,601.50
7000237499	Bridgestone Hosepower LLC	$	3,591.36
7000248270	Handling Services Inc	$	3,588.00
7000166165	Beaufort Air Conditioning & Heating	$	3,584.00
7000205980	Hargray Remittance Center	$	3,582.28
7000236022	Gill Trucking LLC	$	3,579.12
7000248983	Atlanta Equipment & Manufacturing	$	3,565.63
7000030128	City Of Dillon	$	3,564.73
7000025631	Sunrise Auto Supply Inc	$	3,546.00
7000227449	Certex Usa Inc	$	3,545.72
7000098595	Circle Body Shop Inc	$	3,530.44
7000025288	Dunlap Johnson Chevrolet Co Inc	$	3,528.66
7000234900	Safety Supply South LLC	$	3,522.96
7000001334	Inn At Usc	$	3,522.60
7000135937	Greenwood County Landfill	$	3,520.38
7000180402	DP Maintenance Service Inc	$	3,511.75
7000256506	Gill Trucking LLC	$	3,511.40
7000204824	Ecs Southeast Llp	$	3,506.38
7000160912	Ferqueron & Sons Tree Service	$	3,500.00
7000122825	Pp&S	$	3,500.00

7000028752	Carquest Auto Parts	$	3,495.09
7000026731	Baker Service Co Inc	$	3,495.04
7000140027	Border Equipment	$	3,494.82
7000066826	Newmart Builders Inc	$	3,493.55
7000025070	Anderson Auto Parts Co Inc	$	3,491.12
7000222624	Scruggs Equipment Co Inc	$	3,476.06
7000008837	Door Tech LLC	$	3,475.00
7000183844	Carolina Hydraulic Hose	$	3,471.48
7000024945	Vermeer Mid Atlantic Inc	$	3,467.01
7000027366	Ideal Comfort Systems Inc	$	3,449.14
7000000279	Quality Inn & Suites Richburg	$	3,432.86
7000028740	Darby Oil Inc	$	3,427.92
7000045033	Diamond Mowers Inc	$	3,407.04
7000029630	Wilkins Norwood Appraisal	$	3,400.00
7000012709	Browns Bar B Que	$	3,398.00
7000162932	Charter Communications	$	3,379.76
7000122679	Staples Advantage	$	3,378.65
7000020741	FedEx	$	3,367.70
7000027356	Tylers Sanitation Inc	$	3,360.72
7000049105	Four Seasons Erosion Control	$	3,347.00
7000033603	Herc Rentals Inc	$	3,340.13
7000045356	Rwi Industrial	$	3,337.95
7000024612	Institute Of Transportation	$	3,331.10
7000051278	Waper Inc	$	3,308.88
7000219282	David B Law	$	3,300.00
7000025095	Love Chevrolet Co	$	3,299.56
7000148364	Jasper Engines & Transmissions	$	3,299.40
7000204338	Gaffney Auto Parts	$	3,293.70
7000177274	White Jones Ace Hardware	$	3,285.44
7000030332	Meco Inc Of Augusta	$	3,280.07
7000015985	Wingate Inn	$	3,273.60
7000248049	Evans Electric & Maintenance LLC	$	3,262.00
7000148798	Greenville County Tax Collector	$	3,254.21
7000142919	AT&T Pro Cabs	$	3,242.42
7000257931	Pdf Asset Recovery LLC	$	3,225.00
7000156607	JCB Of Georgia	$	3,220.08
7000030150	Comm Of Public Works	$	3,220.06
7000188886	Waste Connections Of The Carolinas	$	3,212.07
7000022574	American Society Of Civil Engineers	$	3,201.00
7000037391	Green Acres Services Inc	$	3,200.00
7000230351	Kespe LLC	$	3,200.00
7000201161	Lowcountry Regional Water System	$	3,195.84

7000006936	Kimball Midwest	$	3,178.05
7000041678	SC Society Of Professional	$	3,175.00
7000025786	Jones Ford Inc	$	3,172.00
7000244165	Something Borrowed LLC	$	3,171.48
7000115279	L & M Frameworks Inc	$	3,167.41
7000192495	Williams Scotsman Inc	$	3,166.56
7000167480	Central Controls Inc	$	3,150.00
7000176429	Stricklands Hydraulics LLC	$	3,147.78
7000122360	Clinton Newberry Natural Gas Author	$	3,140.24
7000009973	Hampton Inn-Columbia Harbison	$	3,139.36
7000193621	Thepetestore	$	3,132.98
7000020452	Thompson Lift Truck Co	$	3,129.98
7000010490	Quality Inn & Suites-Ridgeland	$	3,118.80
7000252264	Bellinger Parts Group	$	3,115.10
7000050038	L D Walker Transmissions Inc	$	3,112.00
7000213663	Miller Auto & Truck Parts Inc	$	3,101.93
7000195943	Brigman Tree Removal	$	3,100.00
7000160616	Irmo Chapin Recreation Commission	$	3,095.00
7000025491	Chester Rental Uniform Inc	$	3,090.36
7000064751	Managedprint Inc	$	3,084.48
7000243997	Ge Appliances	$	3,076.00
7000169698	All American Poly	$	3,070.06
7000185120	National Specialities Inc	$	3,059.68
7000247240	Jack Doheny Companies Inc	$	3,036.96
7000261027	Jowers Auto Inc	$	3,031.26
7000250361	Blanchard Equipment Company Inc	$	3,027.99
7000196103	At&T	$	3,027.05
7000123453	Graybar Electric Co	$	3,024.43
7000251887	Cris Thomas	$	3,007.00
7000207356	Nc State University	$	3,000.00
7000259790	Stoddard Valuation LLC	$	3,000.00
7000087291	I&E Specialties Inc	$	2,996.36
7000070981	Charles Meetze	$	2,976.75
7000258297	Northern Hydraulics Inc	$	2,974.40
7000104247	Southeast Resource Recovery	$	2,963.47
7000091998	Wolfe Glass Co LLC	$	2,958.80
7000161005	Clark & Associates Inc	$	2,958.67
7000086543	CR Jackson Inc	$	2,958.25
7000150119	H & S Oil Company Inc	$	2,951.67
7000146917	Comporium	$	2,950.41
7000092797	Gignilliat Savitz & Bettis	$	2,947.60
7000156060	Dependable Service Plumbing Inc	$	2,945.62

7000132138	Mackay Communications Inc	$	2,927.04
7000154672	CK Supply	$	2,924.64
7000180727	Interstate Billing Service Inc	$	2,902.38
7000029173	General Air Conditioning Service	$	2,900.50
7000025999	Georgetown Auto Parts Co Inc	$	2,898.88
7000197515	Southstar Financial LLC	$	2,892.91
7000198544	Anderson Napa Auto Parts	$	2,885.55
7000249091	Greenwood Equipment	$	2,878.30
7000010164	Rai Products	$	2,870.00
7000026051	Wulbern Koval Company Inc	$	2,864.17
7000015803	Tidelands Ford Lincoln	$	2,861.62
7000052562	Low Country Machinery Inc	$	2,861.46
7000035453	Wills Massalon & Allen LLC	$	2,855.00
7000024924	Maintenance Products Inc	$	2,853.81
7000230292	Liberty Tire Services LLC	$	2,850.00
7000152313	Airgas South Inc	$	2,835.50
7000175232	Wci Of SC - Greenville	$	2,835.20
7000028788	Havird Tire Co Inc	$	2,820.61
7000244413	K Ashe And Company Inc	$	2,800.00
7000119304	Paxville Cdc	$	2,800.00
7000248655	Quality Cleaning Janitor Services	$	2,800.00
7000041952	Us Army Corps Of Engineers	$	2,800.00
7000030325	Macuch Steel Products Inc	$	2,794.20
7000050407	Vaughn & Melton Inc	$	2,794.18
7000025642	McCormick Commission Of Public	$	2,789.09
7000105442	Apple Inc	$	2,784.24
7000001757	Expert Collision Repair	$	2,783.26
7000215158	Cleannet Of Charlotte Inc	$	2,774.06
7000188336	Mark Dwayne Moore	$	2,754.00
7000014135	Carquest Auto Parts Co	$	2,752.33
7000248745	Precision Grinding LLC	$	2,752.00
7000218760	Quick Lift Services Inc	$	2,740.56
7000147678	1st Choice Plumbing	$	2,740.00
7000186766	Colprovia Asphalts	$	2,735.98
7000260552	Overdrive Rebuilds	$	2,721.50
7000026265	Garlands Garage Inc	$	2,720.00
7000038341	Steedley Fence LLC	$	2,712.50
7000141585	Commission Of Public Works	$	2,708.10
7000230888	Arc3 Gases Inc	$	2,706.47
7000218218	Watson Bowman Acme Corp	$	2,706.47
7000188979	Bluegrass Materials Company LLC	$	2,701.62
7000144002	Aun & McKay, PA	$	2,700.00

7000255822	Davids Tree Service	$	2,700.00
7000028775	Columbia Fire & Safety Inc	$	2,683.79
7000171789	Guardway Corporation	$	2,679.66
7000011863	Senior Citizens Assn In Florence	$	2,676.80
7000179719	First Call	$	2,674.99
7000107071	City Of Charlotte Nc	$	2,671.16
7000258976	Ellis Hotel	$	2,670.15
7000046993	Adams Nursery & Landscaping Plants	$	2,655.00
7000044207	Palmetto Chevrolet Co Inc	$	2,653.03
7000204689	Joe L Versen Appraisals LLC	$	2,650.00
7000030171	Town Of Ridgeland	$	2,646.91
7000225193	Corley Lock & Safe Company LLC	$	2,646.59
7000020840	Waste Management Oakridge Landfill	$	2,640.48
7000027881	Airite Inc	$	2,631.46
7000034461	Filters South Inc	$	2,629.15
7000208134	Ppg Architectural Finishes Inc.	$	2,629.12
7000027345	Southern Welders Supply Co Inc	$	2,628.02
7000258256	Precision Contractors Inc	$	2,621.20
7000017472	Berkeley Co Treasurer	$	2,621.00
7000055309	Dillon Tractor & Implement Co Inc	$	2,620.78
7000209953	Berkeley County Water & Sanitation	$	2,617.44
7000093469	Darlington Auto Parts Inc	$	2,616.61
7000055465	Valley Beverage Solutions LLC	$	2,614.00
7000102154	Geiger	$	2,612.73
7000117046	Covenant Media Of South Carolina	$	2,600.00
7000045616	Trane Us Inc	$	2,600.00
7000226860	Staybridge Suites	$	2,599.96
7000052894	Consolidated Pipe & Supply Co Inc	$	2,592.00
7000166231	Napa Auto Parts	$	2,584.81
7000028381	Sam Ros Enterprises Inc	$	2,580.84
7000029571	BHC Trucking Inc	$	2,573.35
7000014478	The Trophy And Award Center	$	2,563.72
7000002669	Hilton Garden Inn-Hilton Head	$	2,561.90
7000024308	Enterprise Rent A Car	$	2,560.22
7000205446	C&C Plumbing Service	$	2,560.00
7000135435	Stoltz Mfg LLC	$	2,559.17
7000054372	Metal Fabricators Of Greenwood Inc	$	2,557.50
7000202653	Faulkenberry Tree Service LLC	$	2,550.00
7000241389	Richburg Supply Company	$	2,542.32
7000112390	Thomas Shelby & Company Inc	$	2,541.07
7000028762	Comer Equipment Co Inc	$	2,530.70
7000208223	Emmons Off Road Rescue Systems	$	2,525.60

7000126460	Sunbelt Rentals	$	2,515.48
7000241085	Summit Media LLC	$	2,513.00
7000058762	Anderson Outdoor Power Equipment	$	2,512.29
7000143060	Nigp	$	2,506.00
7000045799	AME Inc	$	2,500.00
7000016656	Joes Truck & Auto	$	2,500.00
7000027071	Quarles Supply Company Inc	$	2,500.00
7000130381	Thomas Media Group	$	2,500.00
7000244152	Transportation Association Of Sc	$	2,500.00
7000005840	Clean Sweep Janitorial Services	$	2,499.60
7000090597	Evans Technology Inc	$	2,499.00
7000026551	Richland Industrial Inc	$	2,498.85
7000196726	Howards General Contracting	$	2,496.25
7000182127	Carolina Electrical Supply Company	$	2,496.21
7000026740	Bishop Tires Inc	$	2,495.77
7000040473	Carolina Home Improvements Inc	$	2,495.00
7000190248	Construction Solutions Team Inc	$	2,495.00
7000197330	Krj Consulting LLC	$	2,495.00
7000197331	Krj Consulting LLC	$	2,495.00
7000217745	Steelcore Industrial LLC	$	2,494.45
7000082777	Fogle Electric Co Inc	$	2,492.50
7000102056	Heavy Duty Lift & Equipment Inc	$	2,488.28
7000172091	Suburban Propane-1166	$	2,487.03
7000039632	Cardinal Rubber & Seal Inc	$	2,485.55
7000003658	Monroes Power Equipment	$	2,481.02
7000258632	Barbara K Gannon LLC	$	2,480.00
7000258034	Renee M Frick	$	2,475.00
7000119905	Kiln Direct Inc	$	2,472.00
7000029576	Driggers Small Engine Inc	$	2,471.80
7000250667	Rock Hill Automotive	$	2,470.13
7000110890	Palmetto Equipment Sales & Servic E	$	2,467.72
7000111049	Unifirst Corporation	$	2,466.34
7000254760	Comfort Zone Foam Insulation LLC	$	2,465.00
7000123447	Geiger	$	2,463.45
7000004074	L G Todds Auto Body Shop	$	2,460.00
7000006301	Martins Janitorial Service	$	2,460.00
7000025674	Palmetto Chevrolet Co Inc	$	2,459.49
7000025396	Florence Concrete Products Inc	$	2,459.00
7000030305	Genuine Parts Company	$	2,455.65
7000041025	Resource Development Associates Inc	$	2,451.54
7000032075	Asbestos And Demolition Inc	$	2,450.00
7000256937	HCC Cleaning Inc	$	2,450.00

7000038119	Tommy R Gibson	$	2,450.00
7000032616	Diamond Springs Water Co Inc	$	2,444.20
7000092126	Duraco Inc	$	2,442.11
7000049966	Allied Tube & Conduit Corp	$	2,430.00
7000155670	Crestline Specialties Inc	$	2,427.94
7000248912	Superior Recreational Products	$	2,426.13
7000009776	Norfolk Wire & Electronics	$	2,413.80
7000203785	General Precast Mfg Co Inc	$	2,407.50
7000012000	Baldwins Garage & Wrecker Service	$	2,405.70
7000022514	The Metro Group Inc	$	2,405.28
7000042106	Donald Patrick Martin	$	2,400.00
7000091016	JR Cleaning Services	$	2,400.00
7000098643	Low Country Tree Service	$	2,400.00
7000047417	Reed Tech Inc	$	2,400.00
7000192659	Terecia Webb Wilson	$	2,400.00
7000200935	Wofford Demolition & Renovation	$	2,400.00
7000259520	Waste Management / Columbia Hauling	$	2,399.60
7000025620	Trident Technical College	$	2,397.00
7000124910	Truck Toyz Inc	$	2,397.00
7000017072	Stanley Steemer	$	2,394.38
7000030388	Allen Precision Equipment Inc	$	2,393.25
7000212428	Rivertown Repairs LLC	$	2,384.14
7000227109	Matt Vining Construction And	$	2,375.00
7000210754	Preferred Materials Inc	$	2,367.88
7000241404	Ideal Steel Inc	$	2,367.19
7000010161	Patterson Pope Inc	$	2,365.00
7000138034	Safety Kleen Systems Inc	$	2,350.28
7000206332	Critter Control Of Central South	$	2,350.00
7000237826	Home 2 Suites Greenville	$	2,344.16
7000170926	Kidd Construction LLC	$	2,342.02
7000193231	Onsite Calibration And Tec Service	$	2,342.00
7000014222	Sign It Quick	$	2,335.36
7000249044	Knights Precast	$	2,327.25
7000099316	Precision Fire Solutions LLC	$	2,327.06
7000033140	Grainger	$	2,321.42
7000205200	Emedco	$	2,318.55
7000033118	Republic Services Of SC	$	2,307.97
7000034307	H & H Farm Machine Co Inc	$	2,305.78
7000252752	Bellinger Parts Group	$	2,303.42
7000189674	Pinnacle Landscape & Design	$	2,300.00
7000131961	Wallace Cassels	$	2,300.00
7000241592	West End Tire & Automotive Towing	$	2,296.40

7000254895	Simon And Simon Resources Inc	$	2,295.81
7000166473	Purity Chemicals Inc	$	2,295.00
7000088062	Tabernacle Transmission LLC	$	2,294.66
7000048734	Steve Miller	$	2,294.04
7000115643	Netronix Corporation	$	2,290.00
7000244347	SC Bar	$	2,290.00
7000039695	Pts Inc	$	2,280.00
7000033014	Jani-King Of Columbia	$	2,279.04
7000022938	Amerigas	$	2,278.98
7000033007	Ronald D Hunsucker	$	2,275.00
7000027014	Auto Parts Of St George Inc	$	2,273.53
7000034816	Charleston Signs Banner LLC	$	2,271.50
7000243598	Unifirst	$	2,267.54
7000025978	Bethlehem Roanoke Water District	$	2,257.90
7000212215	Hydradyne Hydraulics LLC	$	2,252.53
7000179412	Charleston Water System	$	2,250.00
7000222715	Clean Auto LLC	$	2,250.00
7000112429	Merritt Plumbing & Heating Inc.	$	2,249.00
7000253223	Robert Lee Ridgeway III	$	2,235.03
7000055633	4S Sign & Supply Inc	$	2,226.94
7000208470	Floor Pro	$	2,225.00
7000039930	Low Country Pest Control Of	$	2,220.00
7000027328	P&S Construction Co Inc	$	2,219.50
7000233602	Neals Repair Service	$	2,215.67
7000147031	U S Foundry & Mfg Corporation	$	2,213.14
7000218269	Infrastructure Supply Company LLC	$	2,203.20
7000100515	Greens Exterminating LLC	$	2,200.00
7000112242	Usdot/Transportation Safety	$	2,200.00
7000042864	Vernon L Skinner	$	2,200.00
7000234164	Steelfab Inc Of South Carolina	$	2,199.96
7000032746	Avery Jones	$	2,195.00
7000199404	Isco Industries	$	2,192.35
7000028086	Quality Air Tool Repair Inc	$	2,191.51
7000085554	Sunshine Uniform Services Inc	$	2,190.56
7000180770	Unified Av Systems	$	2,190.00
7000028224	Brads Electric Inc	$	2,187.50
7000026467	Prince Oil Co Inc	$	2,186.48
7000085840	R A Wolfe Glass & Shower Doors LLC	$	2,184.33
7000209256	Spartanburg Auto Parts	$	2,184.29
7000117448	Venters Welding Inc	$	2,175.00
7000087312	Pitney Bowes	$	2,169.44
7000030158	Moncks Corner Water Works	$	2,161.25

7000160500	Hilti Inc	$	2,158.30
7000072937	Roger Shiflett Ford	$	2,154.82
7000024985	Precision Tank Service Inc	$	2,140.00
7000084933	Nance Mccants And Massey	$	2,139.64
7000258073	B&S Pressure Washing	$	2,137.05
7000095161	Msc Industrial Supply Co	$	2,135.72
7000181457	Kevin Whitaker Chevrolet	$	2,126.11
7000027423	Palmetto Tile Distributors Inc	$	2,121.36
7000034244	Kelly Services Inc	$	2,117.09
7000025815	A & P Electric Service Inc	$	2,112.50
7000029307	Carolina Cutting Tools Of Nby Inc	$	2,110.00
7000159816	Skillpath/Nst Seminars	$	2,108.56
7000174918	Waste Management / Columbia Hauling	$	2,108.21
7000014471	Auto Glass Service	$	2,101.77
7000026511	Greenville Industrial Rubber & Gask	$	2,100.71
7000005090	Rainbow Paint Center	$	2,100.00
7000052086	Campbell Brown Inc	$	2,099.52
7000012161	Rose Talbert Paint Company	$	2,097.01
7000234100	E&S Custom Fabrication LLC	$	2,095.00
7000260451	Waste Management-Orangeburg Hauling	$	2,092.29
7000102235	Babcock Center Inc	$	2,089.90
7000244578	Software One Inc	$	2,088.54
7000021048	Certified Laboratories Div	$	2,086.99
7000067543	Blacklidge Emulsions Inc	$	2,086.92
7000208698	3R Inc	$	2,065.00
7000026222	St George Water Dept	$	2,061.41
7000030192	Town Of Lexington	$	2,058.30
7000251537	Bellinger Parts Group	$	2,057.59
7000052079	Campbell-Brown Inc	$	2,055.78
7000041185	Integrity Fire & Safety	$	2,043.99
7000253830	Clemson Auto Parts	$	2,042.69
7000151380	Lawson Products Inc	$	2,039.92
7000126384	Charleston County	$	2,029.92
7000136599	George Ballentine Ford Inc	$	2,027.58
7000134434	Hd Supply Waterworks Ltd	$	2,020.03
7000035001	Joe Henry Company Inc The	$	2,019.47
7000228668	Pitney Bowes	$	2,018.18
7000026684	Mann Tool And Supply	$	2,017.97
7000030108	Town Of Andrews	$	2,006.43
7000012728	JP Carlton Company	$	2,006.25
7000029836	Southeastern Pipe & Drain Systems	$	2,004.32
7000002617	Dan N Infinger & Associates	$	2,000.00

7000250974	Elliott Valuation & Consulting	$	2,000.00
7000221002	Greens Restoration	$	2,000.00
7000261619	King Fuel And Food LLC	$	2,000.00
7000213156	B & H Photo-Video	$	1,995.00
7000101012	Statacorp Lp	$	1,995.00
7000260103	National Specialties	$	1,994.08
7000032959	Sheppards Truck Rebuilders Inc	$	1,988.22
7000042774	Dilmar Oil Co Inc	$	1,982.53
7000144518	Waste Management-Orangeburg Hauling	$	1,974.77
7000258744	Xylem Dewatering Solutions Inc	$	1,973.80
7000103967	Sonnys Auto Body Shop	$	1,972.03
7000038902	Safety Products Inc	$	1,960.24
7000030792	Vulcan Inc	$	1,958.10
7000213984	International Bridge Tunnel &	$	1,955.00
7000229221	Global Equipment Company	$	1,954.64
7000120027	B & M Services	$	1,950.00
7000121190	Palmetto Electric Cooperative, Inc	$	1,946.63
7000137816	McLeods Body Shop	$	1,943.00
7000250117	Tires Now	$	1,933.12
7000212247	Palmetto Fire Control	$	1,927.28
7000029055	Lesesne Industries Inc	$	1,927.17
7000076429	Cipov Enterprises Inc	$	1,920.00
7000050110	Ensoft Inc	$	1,920.00
7000006687	Jan-Pro Of The Western Carolinas	$	1,919.00
7000046565	Graybar	$	1,913.44
7000192468	Nixon Power Services LLC	$	1,910.57
7000233523	Thomas Trades LLC	$	1,910.00
7000053340	Charleston Imaging Products Inc	$	1,907.50
7000025136	SC Trucking Association Inc	$	1,904.04
7000262550	Rj Corman Railroad Group LLC	$	1,904.00
7000255630	Elizabeth J Demos	$	1,900.00
7000137730	Comfort Inn-Columbia	$	1,899.02
7000124875	Re Michel Company Inc	$	1,896.64
7000012910	Williams Tire	$	1,895.49
7000242304	ADS Security	$	1,895.00
7000029144	Doors Unlimited Inc	$	1,895.00
7000051530	Reeves Truck Service Inc	$	1,886.54
7000034978	Home Pest Control Company Inc	$	1,884.68
7000259572	Justin Howard	$	1,881.90
7000085564	Law Offices Of Frederick I Hall III	$	1,875.00
7000234502	Stuyck Company LLC	$	1,875.00
7000258683	Konecranes Inc	$	1,865.00

7000039743	Republic Services #743	$	1,860.69
7000089653	Myers Electric Co LLC	$	1,860.42
7000022029	Rain For Rent	$	1,856.66
7000083293	National Federation Of The Blind	$	1,852.00
7000044016	Specialty Tires Of America	$	1,851.69
7000133083	Browns Tree Surgeons	$	1,850.00
7000142413	Howards Quick Cut LLC	$	1,850.00
7000184042	Biosystems Inc	$	1,849.95
7000001550	American Pure Spring Water Co	$	1,846.80
7000249096	Chem Tech Solutions Inc	$	1,842.85
7000030107	Town Of Allendale	$	1,840.20
7000026325	Carsons Nut Bolt & Tool Co Inc	$	1,835.14
7000182860	Quality Logo Products Inc	$	1,824.38
7000002828	Bob Johnsons Body Shop	$	1,822.80
7000217552	Transcat Inc	$	1,822.47
7000159166	Rsi Carolina	$	1,816.80
7000040215	Clark Powell Associates Inc	$	1,810.91
7000249408	Pye & Son	$	1,806.00
7000232902	Palmetto Specialty Products	$	1,800.17
7000260500	2018 AASHTO Audit Conference	$	1,800.00
7000214456	AMS Service	$	1,800.00
7000242820	Beavers Lawn And Landscaping LLC	$	1,800.00
7000181974	Dubose Cleaning Service	$	1,800.00
7000254932	Geocarolinas	$	1,800.00
7000014026	Hired Killers Pest Control	$	1,800.00
7000261822	JTK Visuals LLC	$	1,800.00
7000178660	Grl Engineers Inc	$	1,799.59
7000220353	BARS	$	1,795.50
7000145046	Bearing Distributors Inc	$	1,789.96
7000107404	Suntrust Merchant Services LLC	$	1,777.19
7000044746	Southeastern Dock & Door Inc	$	1,774.38
7000036665	East Coast Fencing Inc	$	1,771.00
7000143011	Bell Pest Control LLC	$	1,770.00
7000165419	Carolina Industrial Trucks Inc	$	1,769.60
7000197601	Triple T Freightliner Sterling	$	1,769.04
7000219701	Full Air Heating & Cooling LLC	$	1,760.50
7000086373	Sleep Inn Airport	$	1,759.35
7000183644	Overhead Door Company Of Columbia	$	1,750.00
7000100332	Ryan Brewer Enterprises LLC	$	1,750.00
7000043045	Palmetto Exterminators Inc	$	1,732.00
7000027182	King Cadillac Buick Gmc Inc	$	1,731.25
7000228488	Its Carolinas Inc	$	1,730.00

7000247312	American Red Cross-Health & Safety	$	1,727.39
7000184164	A William Roberts Jr & Associates	$	1,726.11
7000025236	General Supply Co Of Saluda Inc	$	1,716.19
7000067479	Shred With Us	$	1,713.70
7000156764	Republic Services #782	$	1,712.96
7000178670	Wm Of Florence	$	1,710.90
7000066767	Teri L. Sampson	$	1,702.40
7000232157	Intelligent Lifecycle Solutions LLC	$	1,701.27
7000176058	Greens Landscaping & Irrigation	$	1,700.00
7000169518	Southern Commercial	$	1,700.00
7000027596	Kens Moving & Towing Service Inc	$	1,695.00
7000089157	A Community Lock & Safe Inc	$	1,694.98
7000231676	Independent Mail	$	1,693.73
7000169429	Disabilities Board Of Charleston Co	$	1,692.50
7000027976	Hill Tire Center	$	1,690.72
7000240509	Napa Auto Parts - 3Rd Loop Rd.	$	1,684.54
7000176972	American Red Cross	$	1,681.85
7000117245	Oman Systems Inc	$	1,680.00
7000039677	Palmetto Systems Inc Of Greenwood	$	1,680.00
7000010941	Le Bleu Bottled Water	$	1,670.26
7000029914	Service Machine Co Inc	$	1,669.19
7000159154	Southeast Farm Equipment Co	$	1,668.80
7000013010	Amick Auto Electric LLC	$	1,662.08
7000104194	Pee Dee Tank Co Of SC LLC	$	1,657.05
7000042388	Clark And Associates	$	1,655.60
7000253855	Carolina Construction School LLC	$	1,650.00
7000250729	Ricoh Usa Inc	$	1,621.40
7000030821	Forestry Suppliers Inc	$	1,621.27
7000033084	Allied Waste Of West Columbia	$	1,616.23
7000018520	Napa Auto Parts	$	1,609.57
7000028717	Lowman Communications Inc	$	1,608.50
7000177690	City Of Darlington	$	1,606.83
7000061789	Carolina Cool Inc	$	1,600.00
7000044725	Henleys Construction Co Inc	$	1,600.00
7000250899	Prices Full Service	$	1,600.00
7000201548	Alfred Williams & Company	$	1,584.15
7000234000	Commission Of Public Works	$	1,572.03
7000142654	Walker Pest Management	$	1,570.00
7000118492	Titan Termite & Pest Control Inc	$	1,567.50
7000195995	Nfl Officeworks	$	1,560.85
7000146259	Greenwood Metropolitan District	$	1,560.32
7000243996	Haier Us Appliances Solutions Inc	$	1,558.00

7000067512	Robroy Energy Systems Inc	$	1,552.99
7000178951	Campbell Inc	$	1,550.00
7000107687	Sweeny Wingate & Barrow	$	1,544.69
7000026023	White Jones Hardware & Sporting	$	1,543.14
7000148402	C & W Electric Co Inc	$	1,540.00
7000028117	Burroughs Sprayer Mfg Co	$	1,538.99
7000026386	Yarborough Auto Parts Inc	$	1,537.34
7000224186	Lakelands Overhead Door LLC	$	1,535.30
7000153343	Southeastern Paper Group	$	1,527.70
7000243193	C&B Roofing	$	1,520.00
7000045195	Pee Dee Fire & Safety Inc	$	1,513.62
7000239766	Republic Services Of SC LLC	$	1,512.82
7000030954	Traffic Parts Inc	$	1,508.26
7000253819	Lucas Warr & White Lawyers Inc	$	1,505.00
7000166851	Baxleys Tree Service LLC	$	1,500.00
7000005888	Billys Cleaning Service	$	1,500.00
7000203919	Ed Rush Consulting And Development	$	1,500.00
7000047168	Florence Ogburu Enterprises LLC	$	1,500.00
7000179442	Lazy A Construction LLC	$	1,500.00
7000051320	Lenno Burgess	$	1,500.00
7000125355	Qualtrics Labs Inc	$	1,500.00
7000194273	University Of Florida	$	1,500.00
7000188739	Loftness Specialized Farm Eq Inc	$	1,490.11
7000015122	M&M Expert Tree Service	$	1,490.00
7000031452	G L Williams & Daughter Trucking	$	1,489.45
7000172489	Energy Absorption Systems Inc	$	1,485.90
7000212792	Summit Media LLC	$	1,485.00
7000089042	Biosystems Inc	$	1,480.00
7000223117	Doors And More LLC	$	1,475.00
7000025520	M & M Tire Co Inc	$	1,472.57
7000025948	Coastal Sanitary Supply Co Inc	$	1,468.10
7000116679	BTS Tire & Wheel Distributors	$	1,468.04
7000023854	Kimball Midwest	$	1,463.18
7000033493	F T Zeman Electric & Refrigerator	$	1,460.30
7000011877	Roto Rooter	$	1,458.32
7000029980	Drennan Exterminating Inc	$	1,450.00
7000073376	Instrotek Inc	$	1,448.66
7000159714	Fulton Industries Inc	$	1,426.00
7000030043	Florence County	$	1,425.00
7000164331	Wm Of Florence	$	1,424.70
7000053541	AT&T Corporation	$	1,424.65
7000019225	Koldrok Waters & Coffee	$	1,422.75

7000158059	Rmf Engineering Inc	$	1,422.50
7000029080	SC Chapter Appraisal Institute	$	1,420.00
7000110977	Mkm Garage Doors	$	1,417.63
7000236320	United Refrigeration Inc	$	1,414.34
7000088224	Walls Lawn Care & Maintenance LLC	$	1,408.00
7000198179	Lamars Auto Electric Inc	$	1,407.05
7000140962	Zebra Custom Designs Inc	$	1,404.55
7000089931	Matts Professional Cleaning	$	1,400.00
7000016434	Property Solutions LLC	$	1,400.00
7000002108	Country Inn & Suites	$	1,393.55
7000231422	Hyatt Place Columbia/Downtown	$	1,393.08
7000142278	3R Of Charleston Inc	$	1,390.00
7000219086	Valbridge Property Advisors	$	1,387.50
7000254159	Atlantic Waterworks And Supply Inc	$	1,386.48
7000255629	Douglas N Yarborough	$	1,386.00
7000046533	Fluid Power Services Inc	$	1,379.29
7000037073	Liberty Fire Protection Inc	$	1,375.85
7000027409	Meetze Plumbing Co Inc	$	1,375.78
7000248211	Trauner Consulting Services Inc	$	1,375.00
7000005757	Trane Us Inc	$	1,360.00
7000022710	Reed Systems Ltd	$	1,358.84
7000028844	Jolley Service Co Inc	$	1,357.00
7000019360	Mutts Bbq Restaurant	$	1,355.05
7000022910	Jamar Technologies Inc	$	1,338.09
7000247426	Independent Plumbing	$	1,337.00
7000031303	Campbells Wrecker Service Inc	$	1,330.00
7000174087	CSX Transportation Inc	$	1,313.06
7000031424	Appalachian Springs Bottled Water	$	1,305.57
7000017154	Columbia Metropolitan Convention	$	1,302.50
7000205623	Vincent & Sons Tree Service LLC	$	1,300.00
7000014904	Custom Auto Trim	$	1,296.69
7000028496	Orangeburg County Dsn Board	$	1,295.92
7000031716	Engineered Systems Inc	$	1,295.63
7000030264	Beaufort-Jasper Water & Sewer	$	1,289.47
7000256500	Claudia Darlene Revis	$	1,285.00
7000183412	Michael Abraha	$	1,285.00
7000254023	Samantha Hustus	$	1,285.00
7000028178	Blacks Tire & Auto Service Inc	$	1,276.63
7000011488	Tds	$	1,274.89
7000254598	Blythewood Concrete Inc	$	1,255.50
7000002853	Champions Janitorial Services	$	1,250.00
7000255211	A Celebration Of Us	$	1,239.56

7000057650	Lexington Printing LLC	$	1,238.76
7000228719	Guide Services Inc	$	1,237.67
7000063939	Sonitrol Security Services Inc	$	1,235.00
7000087355	Terminix Service Inc	$	1,232.00
7000141520	Penske Truck Leasing Co Lp	$	1,231.33
7000102503	4 All Promos	$	1,229.66
7000017892	Richland County Financial Officer	$	1,229.07
7000190243	Collins Engineers Inc	$	1,228.78
7000256864	Hk Steele Inc	$	1,228.00
7000025233	Fords Redi Mix Concrete Co Inc	$	1,222.98
7000029567	Burns Ford Mercury Inc	$	1,220.23
7000020164	Korrect Optical	$	1,212.00
7000030227	Clinton-Newberry Natural Gas	$	1,211.50
7000232663	B&B Tire & Wheel Inc	$	1,207.99
7000247577	Shealy Electrical Wholesalers A	$	1,202.50
7000080311	Willingham Landscaping & Asphalt	$	1,200.00
7000166669	Sunbelt Rentals	$	1,198.95
7000239937	Republic Services 742	$	1,193.88
7000011815	Dillon Upholstery Shop	$	1,192.60
7000066357	Brockwell Hydraulics Seminars Inc	$	1,190.00
7000221105	Unifirst Corporation	$	1,189.89
7000136092	FedEx Office And Print Services Inc	$	1,180.80
7000142803	Wm Spartanburg Hauling	$	1,177.60
7000008173	Hudson Septic Tank Service	$	1,175.00
7000029935	BCD Rural Transportation Mgmt Assoc	$	1,159.01
7000034102	Simons Welding & Fabrication	$	1,155.00
7000108746	Sunbelt Rentals Inc	$	1,150.74
7000258348	Salt Away Products Inc	$	1,144.30
7000234583	Olde School Tool Repair LLC	$	1,143.08
7000212537	Zemans Heating Air & Electrical	$	1,141.40
7000105443	Dell Marketing Lp	$	1,140.26
7000026253	Blue Ridge Rural Water Co Inc	$	1,136.77
7000025213	Velvetex Inc	$	1,134.00
7000181973	Joseph Dubose	$	1,132.50
7000048705	Us Blades LLC	$	1,130.00
7000005057	Wrights Plumbing	$	1,122.11
7000066697	American Lift & Petroleum Inc	$	1,120.00
7000006362	Williamson Plumbing	$	1,120.00
7000028056	C & H Enterprises Inc	$	1,119.00
7000098156	Business Services	$	1,112.35
7000188259	Beaufort County	$	1,109.75
7000016433	Canco	$	1,108.28

7000205772	Palmetto Collision Repair Inc	$	1,104.60
7000065982	Ocain Construction Co Inc	$	1,100.00
7000236650	Petes Cleaning Company	$	1,100.00
7000068105	SC Line X	$	1,100.00
7000042798	Shuping Equipment Inc	$	1,098.03
7000257934	Troy R Buzhardt	$	1,098.00
7000245481	E&M Steel	$	1,091.40
7000158935	Concrete Placement Services LLC	$	1,090.00
7000007459	D & J Auto Trim	$	1,089.11
7000122570	Iron Mountain	$	1,087.35
7000007886	Ben Meadows	$	1,079.50
7000248608	Custom Exterior Improvements	$	1,075.00
7000019340	Terrys Body Shop	$	1,074.60
7000180099	Laurens Transfer Station	$	1,071.98
7000002811	Sumter Carquest	$	1,070.15
7000027124	Crandall Corporation	$	1,069.75
7000012569	Scagpo	$	1,060.00
7000213355	Publicom Inc	$	1,058.40
7000226488	Kehoe Consultants LLC	$	1,050.00
7000196531	Jones & Frank	$	1,044.99
7000170768	Lipscomb Signs Inc	$	1,040.82
7000015642	Pickens Culvert & Pipe	$	1,038.83
7000085112	Inkhead Inc	$	1,029.81
7000180383	Post Trauma Resources LLC	$	1,024.08
7000169412	Stafford Nut & Bolt	$	1,023.30
7000259815	Wm Of Florence	$	1,021.99
7000190044	Copperhead Cove Marine	$	1,020.00
7000235338	Lexington Collisiion Express LLC	$	1,018.96
7000028272	City True Value Hardware	$	1,017.50
7000079649	Oiltrap Environmental Products Inc	$	1,014.00
7000034802	Carolina Fabrication & Welding	$	1,005.48
7000027622	Equipment Rental & Sales Of	$	1,002.42
7000152462	Joint Municipal Water And Sewer	$	1,000.77
7000181597	Able Elevator Services Inc	$	1,000.00
7000259163	Brian Dumas Attorney LLC	$	1,000.00
7000217713	Carolina Panorama Newspaper	$	1,000.00
7000234855	Diversity Hiring Expos Inc	$	1,000.00
7000255502	Get A Grip Of Columbia	$	1,000.00
7000242486	Southeast Cement Promotion	$	1,000.00
7000151527	Standard Diving & Marine	$	1,000.00
7000258103	William Christopher Johnston	$	1,000.00
7000225633	SC Rock LLC	$	996.00

7000030176	Summerville Commissioners Of Public	$	995.80
7000129595	Reynolds-Warren Equipment Co Inc	$	989.59
7000196107	Columbia Flag & Signs Co LLC	$	988.03
7000013993	Registers Machine Shop	$	987.12
7000035473	Data Network Solutions Inc	$	980.95
7000252015	Waste Management Greater	$	976.71
7000259526	United Rentals Inc	$	974.33
7000251607	Calhoun County Council On Aging	$	973.66
7000187029	Liftone LLC	$	973.43
7000027442	Hampton Auto Parts Inc	$	969.78
7000004156	Crossroad Specialty Co	$	968.82
7000250695	Dillon Supply Company	$	964.32
7000153995	C & C Co	$	958.62
7000006073	Sae International	$	950.00
7000160455	Comfort Suites-Florence	$	944.72
7000053871	Decker Car Wash Inc	$	944.70
7000214425	Palmetto Worldwide Services LLC	$	941.60
7000255045	Jon The Plumber LLC	$	940.00
7000035699	Sams Home Center	$	939.06
7000038374	HDR Engineering Inc Of The	$	935.36
7000124267	Advance Auto Parts	$	934.28
7000117815	Express Hydraulics LLC	$	933.36
7000162269	The Hobby Connection	$	930.72
7000031224	Another Printer Inc	$	928.27
7000250116	Tires Now	$	920.31
7000012778	Ward & Mcelveen	$	917.50
7000230463	Le Bleu Of Columbia	$	915.03
7000038790	Us Postal Service	$	910.00
7000087829	Richland County Treasurer	$	906.70
7000141186	The Lancaster News	$	900.28
7000079237	Clean Windows Unlimited	$	900.00
7000244721	Integra Realty Resources Charlotte	$	900.00
7000254376	Lloyd Custom Builders LLC	$	900.00
7000007223	Omni-Site.Net	$	900.00
7000183910	Revelation Towing Inc	$	900.00
7000026105	Safe Exterminating Co Inc	$	900.00
7000025226	Terminix Service Inc	$	900.00
7000046450	Wyoming Dept Of Transport/Bridge	$	900.00
7000117164	Pipeworks Of Aiken Inc	$	895.00
7000186164	321 Graphics Group	$	894.24
7000026823	Rufus Ornduff Refrigeration Inc	$	893.90
7000196368	Advance Auto Parts	$	893.58

7000138102	Schaeffer Manufacturing Company	$	891.98
7000257579	Electronic Display Inc	$	887.15
7000249384	Assa Abloy Entrance Systems	$	885.95
7000013336	Watford Industry Inc	$	883.12
7000044342	Professional Hydraulics LLC	$	880.89
7000040287	Unifirst Corporation	$	879.77
7000213654	Wm T Miller Lumber Co Inc	$	879.21
7000182980	Blacks Tire Service	$	876.89
7000205895	Cleggs Termite & Pest Control LLC	$	875.00
7000043886	Professional Pest Control Co LLC	$	860.00
7000171453	Us Postal Service	$	857.85
7000161372	Rfi Inc	$	857.50
7000015686	Hampton Inn-Aiken	$	855.68
7000030165	Town Of Pageland	$	849.65
7000227838	Tyler Construction Engineers, P.C.	$	845.00
7000149385	Greens Commercial Cleaning Inc	$	840.58
7000209532	Home Comfort Systems	$	840.27
7000025622	Pitts Steel Inc	$	839.92
7000025205	McDonald Patrick Poston Hemphill &	$	837.00
7000154613	Equipment Service & Supply LLC	$	835.87
7000146363	Wm Of Conway	$	833.27
7000251672	Chris Heating And Air LLC	$	829.00
7000030289	Darlington County Water & Sewer	$	828.93
7000222770	Dade Paper And Bag Co	$	828.69
7000141442	International Code Council Inc.	$	820.00
7000121170	Fleetpride Inc	$	819.86
7000189151	Blue Tarp Financial Inc	$	819.64
7000117424	Napa Auto Parts	$	817.22
7000015206	Boyds Body Shop	$	816.41
7000181884	Randstad	$	816.35
7000058234	B&B Porta-Jon LLC	$	815.80
7000112867	Dana Safety Supply Inc	$	815.40
7000084505	Roberts Energy Dist LLC	$	813.27
7000079201	Nance Tractor & Implement Inc	$	810.38
7000254986	Jerrys Kettle Corn	$	810.00
7000140001	Terminix Service Inc	$	810.00
7000150789	Snider Tire Inc	$	808.39
7000245932	Comfort Inn And Suites	$	808.08
7000250364	A1 Tire & Alignment Center LLC	$	805.00
7000174882	Big T Bar-B-Que	$	805.00
7000235196	Safety 1St Fire Protection Services	$	801.70
7000114456	Green Acres Landscaping	$	800.00

7000132220	Green Acres Services Inc	$	800.00
7000256692	Henry B Ridgeway III	$	800.00
7000258853	Leading The Wise Way	$	800.00
7000037998	Palmetto Pavement Working Inc	$	800.00
7000168603	T Wayne Owens & Associates PC	$	800.00
7000070990	Signature Heating And Air LLC	$	795.00
7000231289	Applied Maintenance Supplies &	$	794.89
7000012068	Auto Safety Glass And Bumper Inc	$	794.36
7000040015	Bob Miller Mechanical Inc	$	790.44
7000177895	Mixson Oil Co Inc	$	788.19
7000130356	Palmetto Fence Co	$	787.00
7000035379	Terminix Service Inc.	$	783.00
7000254383	Classic Fence Inc	$	780.00
7000006229	Roberts Upholstery	$	780.00
7000033008	Clean Management Environmental	$	778.04
7000145222	The Greenville News	$	775.70
7000212457	Mike & Jeffs Bbq	$	770.00
7000243625	Denmark Wholesale Parts Inc	$	768.85
7000108725	Holiday Inn Hotel & Suites	$	765.60
7000253906	Comfort Inn	$	752.00
7000002547	Frost Training & Consulting LLC	$	750.00
7000101705	Terminix Services Inc	$	750.00
7000139999	Safety Kleen Systems Inc	$	747.29
7000001031	ASCE	$	747.00
7000018495	Hiltons Power Equip	$	744.20
7000008654	Hampton Inn & Suites-Clinton	$	743.70
7000179617	County Of Charleston Government	$	740.00
7000240510	Napa Auto Parts - 3Rd Loop Rd.	$	738.20
7000239242	Urban Restoration Group Us Inc	$	736.50
7000074340	Earl Dudley Associates Inc	$	733.47
7000221941	Estill Gas Co Inc	$	727.43
7000242632	National Fleet Management Inc	$	725.21
7000016132	Randys Auto Parts	$	724.20
7000078856	Aiken Overhead Doors Inc	$	720.00
7000030338	Dixie Lp Gas Inc	$	719.65
7000016234	Overhead Door Co Of Charleston	$	714.96
7000009380	Woods Locksmith Service	$	710.92
7000011490	Rogers Outdoor Equipment	$	710.10
7000043609	Fants Office Supplies Inc	$	710.06
7000027274	Concept Unlimited	$	708.73
7000107952	Culligan Water Of The Low	$	708.50
7000011827	Aiken Standard	$	702.68

7000099933	Prolegal Discovery Solutions Inc	$	701.96
7000260368	1800 Radiator	$	700.00
7000156608	Carolina Plumbing Of SC Inc	$	700.00
7000259868	Lift Strong Inc	$	700.00
7000255935	Line X Of Rockhill	$	700.00
7000125513	Richard Nathan Gambrell	$	700.00
7000256934	Fertilizer Dealer Supply Inc	$	699.42
7000256574	International Erosion Control	$	699.00
7000030110	City Of Barnwell	$	695.92
7000251732	Aloft Columbia Downtown Hotel	$	690.84
7000027036	Palmetto Southern Inc	$	687.96
7000262438	Macon Marriott City Center Hotel	$	676.16
7000129212	Mid Carolina Service Co	$	675.00
7000244668	Vaughn Thomas Viles	$	674.50
7000260271	City Of Walterboro Utilities	$	671.05
7000139283	Cognata Properties LC	$	671.00
7000018289	Sjwd Water District	$	667.94
7000156887	Hampton Inn-Rock Hill	$	666.00
7000228082	ATD Treasurer	$	664.00
7000131638	Crop Production Services Timberland	$	649.72
7000033723	Refrigeration Services Inc	$	649.17
7000119767	Shur Shred	$	641.65
7000193249	Walter B Todd Jr PC	$	637.50
7000131477	JMS Online.Net LLC	$	636.96
7000137885	Siteone Landscape Supply LLC	$	634.56
7000249619	Firstsource Solutions	$	632.50
7000142137	Beaufort-Jasper Water & Sewer	$	628.89
7000220946	Country Inn & Suites By Carlson	$	628.00
7000046167	Us Foods Inc	$	626.66
7000004195	Jeannettes Upholstery	$	625.00
7000030090	Municipal Association Of South	$	625.00
7000211057	Robert W Hassold Jr	$	625.00
7000239557	Transit Management Oversight &	$	625.00
7000136956	Columbian Home Products LP	$	624.89
7000018450	Scacpa	$	623.00
7000188448	Greenville County	$	617.00
7000017393	Abbeville County Landfill	$	615.85
7000137912	Comfort Suites-Spartanburg Westgate	$	605.10
7000009638	Ferguson Enterprises Inc	$	603.72
7000063788	South Carolina Shrm State Council	$	603.00
7000003979	Irbys Auto	$	600.00
7000013243	Ridge Auto Elec Service	$	599.20

7000156872	Marathon Staffing Inc	$	598.00
7000092735	Lacal Equipment Inc	$	595.42
7000003547	Cherokee Auto Upholstery	$	595.00
7000247490	Classy Cleaning Services LLC	$	594.39
7000247489	Tyree Shanell Bush	$	594.39
7000190916	Duke Energy	$	591.94
7000072079	International Municipal Signal	$	590.00
7000184175	Napa Auto Parts Of Dillon	$	588.85
7000034891	Reardons Garage Inc	$	585.04
7000030330	Chatham Steel Corp	$	584.52
7000254185	Three Rivers Solid Waste Authority	$	578.98
7000020174	Naspo	$	575.00
7000140192	Grainger	$	574.85
7000002568	Whitmore Plumbing Company	$	572.96
7000145452	Piedmont Concrete Products Inc	$	572.40
7000029205	Mack Pest Eliminators Inc	$	570.00
7000198783	Techsmith Corporation	$	569.16
7000029217	E&D Enterprises Inc	$	568.32
7000004477	Keadles Portable Toilets	$	564.64
7000260241	Waste Management / Columbia Hauling	$	560.41
7000155527	Healthworks Of Palmetto Health	$	560.00
7000160201	Tri Environmental Inc	$	560.00
7000015816	Wingate Inn-Columbia Harbison	$	558.33
7000092793	Sce&G	$	556.00
7000162626	Praxair Distribution	$	555.79
7000219741	American Pest Control Inc	$	550.00
7000160431	Sorrells Stump Grinding Service	$	550.00
7000102358	Line Equipment Sales Co	$	548.81
7000137563	Waste Management	$	547.08
7000108075	Consolidated Mailing Services LLC	$	546.89
7000260677	Tin Lizzys Cantina	$	546.00
7000017617	Colleton County Solid Waste	$	545.40
7000247348	Upstate Locksmith	$	543.78
7000142107	Corder Pest Control Inc	$	540.00
7000030115	Town Of Blacksburg	$	540.00
7000035099	Sheppards Glass Co Inc	$	538.45
7000170973	Suburban Propane-1728	$	535.41
7000025122	Lancaster Motor Co	$	534.19
7000256138	Hampton Inn & Suites Walterboro	$	533.12
7000259482	Ivorys Kitchen	$	531.36
7000134236	Spring Grove Landfill	$	530.72
7000189689	Spartanburg County	$	526.50

7000127908	Howard Boulware Plumbing and	$	525.00
7000005384	Carolina Alternators And Starters	$	524.70
7000041865	Holden Industries Inc	$	524.59
7000027818	Aiken Pest Control Inc	$	520.00
7000232278	Baymont Inn & Suites	$	519.68
7000165754	Columbia Silica Sand Inc	$	518.75
7000111467	GFOASC	$	515.00
7000151847	Rays Plumbing	$	515.00
7000178623	American Red Cross Health And	$	510.00
7000054102	Fire Alarm System Technologies Inc	$	510.00
7000260570	Hampton Street Diner	$	510.00
7000261905	Bethune Baptist Church	$	509.00
7000025106	Fairfield Motor Parts Inc	$	507.18
7000017682	Florence County Clerk Of Court	$	505.00
7000237315	W&M Truck Clinic Incorporated	$	501.23
7000227427	Glenn Destiny Consulting LLC	$	500.00
7000100495	Massey Concrete Finishing	$	500.00
7000030242	Town Of Springfield	$	498.28
7000099014	Hampton Inn	$	496.17
7000234192	Bubbas Diner	$	492.80
7000144385	H H Keziah Logging Inc	$	492.00
7000013030	Chronicle Independent	$	491.40
7000049822	The Lumber Yard Inc	$	490.50
7000102883	Fisher Scientific	$	483.19
7000203460	Broad River Materials Inc	$	478.00
7000117436	Neopost Usa Inc	$	477.71
7000243883	Marco Promotional Products	$	474.03
7000233741	Hampton Inn & Suites Hartsville	$	472.64
7000243425	Escape Plan Columbia Inc	$	472.50
7000113176	Calhoun Oil Company Inc	$	465.78
7000166668	Rose Talbert Paint Co	$	464.32
7000012991	Bass Security System	$	457.80
7000016922	Lock Tech	$	457.79
7000177443	Crystal Springs	$	454.43
7000248387	Miller Auto Truck Parts Inc	$	453.60
7000019312	Holiday Inn Express-Blythewood	$	452.48
7000002855	Courtyard By Marriott-Columbia Ne	$	451.04
7000046522	National Transportation Trng	$	450.00
7000020112	Boggeros Services	$	449.55
7000030237	Woodruff Roebuck Water District	$	448.72
7000047483	Stanley Steemer Carpet Cleaning	$	448.44
7000157448	Totalsir LLC	$	447.23

7000148978	Terminix Service Inc	$	447.00
7000259949	1800 Radiator	$	444.05
7000260992	Wadsworth Old Chicago Inc	$	444.00
7000010612	Comfort Inn & Suites-Blythewood	$	443.52
7000158325	Snider Tire Inc	$	443.22
7000051645	Mixon Logging Co Inc	$	440.58
7000014080	Minceys Pest Control	$	440.00
7000027655	Palmetto Chapter Of The Iia	$	435.00
7000003178	ASTM	$	430.00
7000191814	Darlington County School District	$	430.00
7000033714	F J Rabon Construction, Inc	$	427.50
7000016753	Bazens Restaurant	$	427.35
7000031245	P&L Erosion Control Etc Inc	$	425.41
7000013071	The Anthony Law Firm PA	$	422.66
7000202452	Barnhills Services Inc	$	421.66
7000149127	Industrial Absorbent Solutions	$	420.00
7000249739	Lees Barbecue LLC	$	420.00
7000160757	Inman-Campobello Water District	$	419.20
7000143038	Snider Tire Inc	$	412.49
7000256917	GFOASC	$	410.00
7000026837	Southern Air Inc	$	404.37
7000172251	Triple T Parts & Equipment Co Inc	$	404.32
7000134235	Republic Services Of SC LLC	$	403.24
7000025791	Beech Island Rural Water District	$	402.97
7000229317	Midlands Auto Supply	$	401.85
7000227089	Watertech Inc	$	401.72
7000017620	Darlington County Clerk Of Court	$	401.00
7000259867	Bowlby & Associates Inc	$	400.00
7000089151	Diachronic Research Foundation	$	400.00
7000188896	Otuels Towing Service	$	400.00
7000022971	SC Press Association	$	400.00
7000236165	Best One Tire	$	397.09
7000013440	Palmetto Overhead Door	$	396.75
7000078707	North Carolina Bar Foundation	$	395.00
7000024216	University Of Wisconsin	$	395.00
7000037331	Planters Electric Membership	$	391.86
7000190650	Fisher Scientific Co	$	390.51
7000236925	Consolidated Mailing Services LLC	$	390.00
7000016217	Garber Reporting Services	$	385.61
7000003414	ATSSA	$	380.00
7000149433	Joe Nathan Jackson	$	380.00
7000166299	Quality Pest Control	$	380.00

7000011848	SC Association Of Counties	$	380.00
7000229997	Jennifer Johnson Wolff	$	375.00
7000141646	Carquest Of Ridgeland	$	373.95
7000219118	Shade Tree Handyman Services, LLC	$	372.64
7000131049	Waste Connections Of South Carolina	$	372.61
7000136631	International Code Council Inc	$	370.00
7000025628	Stringer Oil Co Inc	$	368.79
7000112181	Trophies Of Union	$	368.61
7000085345	Gena Boggero	$	367.56
7000253174	City Of Woodruff	$	365.69
7000191871	Software One Inc	$	365.48
7000246423	Devine Cinnamon Roll Deli LLC The	$	365.15
7000012293	Town Of Perry Water District	$	363.00
7000176602	Autozone	$	362.08
7000229751	Neponset Valley Transportation	$	360.00
7000205580	SC State University Foundation	$	360.00
7000199347	Juniper Systems Inc	$	356.47
7000027106	Hampton Inn-Summerville	$	355.04
7000034447	Taylor Pump & Lift Inc	$	355.00
7000206194	Morphotrust Usa Inc	$	353.50
7000130637	Rush International Truck Center	$	350.31
7000004571	Hoopers Lawn & Grounds	$	350.00
7000257753	Lochinvar LLC	$	350.00
7000232883	Modern Heritage Foundation Inc	$	350.00
7000005622	Rhyne Lawn Care & Landscaping	$	350.00
7000030141	Town Of Hemingway	$	348.59
7000214631	Roto-Rooter	$	345.98
7000003057	D-Sign	$	345.00
7000258682	Konecranes, Inc.	$	345.00
7000109975	Gennette Sowell	$	343.00
7000037410	National Committee On Uniform	$	340.00
7000260127	Wm Of Florence	$	339.94
7000192467	Nixon Power Services LLC	$	338.63
7000033535	Moodys Mechanical Heating & A/C Inc	$	335.85
7000168024	Horry County Register Of Deeds	$	335.00
7000027649	Carquest Auto Parts Of Beaufort	$	334.41
7000025916	Town Of Bethune	$	333.74
7000030154	Town Of Mcbee	$	333.25
7000201821	Environmental Laboratories Inc	$	332.50
7000117935	Dodson Bros Ext Co Inc	$	330.00
7000147317	Dr Killem Termite & Pest Control	$	330.00
7000035958	Wilmas Pump And Tank Co Inc	$	329.27

7000025570	Dixie Trophies Inc	$	328.86
7000029038	Boone Refrigeration Inc	$	325.60
7000017101	Brendlen Electric	$	325.00
7000120619	Shaw News	$	322.20
7000016951	Sleep Inn Td Convention Center	$	320.20
7000200168	Hd Supply Whitecap Construction	$	320.00
7000016764	Fastsigns	$	319.82
7000027847	Ace Glass Co Inc	$	316.80
7000245518	BCT Atlanta	$	314.02
7000261137	521 Country Cooking	$	312.00
7000224565	Haute Dog Lady The	$	312.00
7000206818	Pughs Electrical Service	$	310.16
7000076172	Creel Court Reporting Inc	$	309.80
7000188354	Kershaw County Register Of Deeds	$	308.00
7000027882	Hutto Refrigeration Sales & Service	$	307.40
7000228598	North Carolina Association Of	$	305.00
7000162727	Industrial Cleaning Equipment Co	$	304.80
7000123382	Amerigas Propane	$	303.80
7000030114	City Of Bishopville	$	303.08
7000033919	Allendale County Office On Aging	$	303.03
7000050282	Harry L Bozard	$	302.40
7000207376	ADT Security Services	$	302.11
7000141387	Frasier Tire Service Inc	$	300.25
7000140220	Charles M Feeley	$	300.00
7000260288	Diana Davis England	$	300.00
7000006753	Gingerich'S Gas Service	$	300.00
7000078634	Marion Termite & Pest Control Inc	$	300.00
7000257930	Superior Oil Company Inc	$	300.00
7000180916	Wright For U Services LLC	$	300.00
7000250914	Fastenal Company	$	299.34
7000030120	Town Of Cheraw	$	295.14
7000096923	Fire Antswers LLC	$	295.00
7000012900	Lands Tire Center	$	294.86
7000136185	Triangle Ice Co	$	292.95
7000151490	Bamberg Auto Parts	$	291.60
7000151940	Marion County Clerk Of Court	$	288.00
7000025523	Southern Burglar & Fire Alarm Co	$	287.00
7000022201	The Greenville News	$	285.36
7000098846	Malloy Plumbing	$	285.00
7000208085	Moore Pest Control Company Inc	$	285.00
7000141180	Ll Hatcher Roofing	$	278.63
7000202324	National Trench Safety	$	276.48

7000014417	Rolfe Electrical	$	276.00
7000108563	Williamsburg County Clerk Of Court	$	276.00
7000034907	Doan Sun LLC	$	275.00
7000200904	Georgetown County	$	275.00
7000258029	Innovative Glass Solutions LLC	$	275.00
7000065009	Pollock Financial Services	$	270.38
7000152153	Plunkett Heating & Air Co Inc	$	270.00
7000003625	Barrys Outdoor Power Equipment	$	268.36
7000017467	Beaufort County Treasurer	$	267.54
7000195335	Autozone	$	267.50
7000027184	Forrests Tire Service Inc	$	267.50
7000109901	Ace Glass Co Inc	$	266.80
7000051816	Barn Express Inc	$	266.00
7000251494	AICPA Dues	$	265.00
7000019263	Holiday Inn Express Hotel & Suites	$	262.20
7000025994	Fripp Island Public Service	$	261.56
7000005621	Carolina Pest Pro	$	260.00
7000145990	Thompson Landscaping	$	260.00
7000252281	Stuckey Auto Parts	$	259.20
7000176404	Zorn Consulting LLC	$	255.00
7000038340	Bank Of America	$	250.00
7000004664	Carolina Cross Connections	$	250.00
7000157300	Dennis Branham Roofing And Construc	$	250.00
7000153946	Lexington Medical Center	$	250.00
7000034010	Lucas Electric Co Inc	$	249.89
7000010594	Sleep Inn-West Columbia	$	249.75
7000047659	Anderson Regional Landfill LLC	$	248.82
7000242033	Red Cross Store	$	243.48
7000054980	Unifirst Corp	$	240.64
7000196021	All Things Wild LLC	$	240.00
7000081446	Cudd Plumbing LLC	$	240.00
7000025148	Osteen Publishing Company	$	235.40
7000019381	Hampton Inn-Gaffney	$	235.20
7000054142	The Newberry Observer	$	234.54
7000252284	National Safety Compliance Inc	$	233.40
7000067001	Sams Equipment & Outdoor Supplies	$	231.94
7000025063	Advertiser Printing Co Inc	$	231.00
7000258157	Paul Dezso Deholczer	$	227.06
7000218478	Crossroads Ford Lincoln Of Shelby	$	226.84
7000004049	JT Johnson Backflow Prevention	$	225.00
7000015184	Sgfma	$	225.00
7000025649	South Carolina Broadcasters Assoc	$	225.00

7000016308	Stanleys Heating And Air &	$	225.00
7000254631	Champion Media LLC	$	224.22
7000186788	Aiken Auto Parts	$	224.20
7000162917	Dodson Bros Ext Co Inc	$	224.00
7000013756	GFOASC	$	220.00
7000019123	Healthworks Of Palmetto Health	$	220.00
7000242147	Prestress Of The Carolinas	$	220.00
7000194540	Republic Services	$	220.00
7000098965	The Commissioners Of Public Works	$	220.00
7000124512	Days Paint & Body Shop	$	219.00
7000040184	Genuine Parts Co	$	218.03
7000121030	Blaz N Buz Catering Co LLC	$	216.00
7000035629	IPC Supply Inc	$	215.07
7000261223	American Association Of Occupationa	$	215.00
7000122678	Staples Business Advantage	$	213.99
7000250426	Jani-King Of Columbia	$	213.66
7000134978	Lees Keys II	$	213.10
7000184029	Midway Bbq Inc	$	210.00
7000240964	Shrm	$	209.00
7000205405	FedEx Freight	$	208.70
7000001834	Hampton Inn Of Manning	$	203.84
7000027567	Mid-Carolina Steel & Recycling Co	$	201.77
7000132430	Logo Works Inc	$	200.57
7000256200	Frank Ragin Craig	$	200.00
7000131932	Gentlemen Movers	$	200.00
7000142632	Leopard Irrigation	$	200.00
7000026529	Shealy & Sons Electric Co Inc	$	200.00
7000106465	Smith Dray Line	$	200.00
7000233217	Hampton Inn Clayton	$	199.74
7000020964	Assoc Of Certified Fraud Exam	$	199.48
7000158584	The Times And Democrat	$	199.07
7000122318	Ecpi College Of Technology	$	197.37
7000083344	Equipment Plus Inc.	$	197.25
7000200024	Mount Pleasant Waterworks	$	196.27
7000034222	Johnnies Servicenter Inc	$	196.00
7000178534	BCW&S	$	195.42
7000029929	Excel Heating & Cooling Inc	$	195.00
7000175847	Terminix Service Inc	$	195.00
7000051366	Inabinet Glass & Mirror Co Inc	$	194.60
7000135235	Country Inn & Suites-Orangeburg	$	194.40
7000188549	Us Postmaster	$	194.00
7000004689	Bettys Qwik Stop	$	193.00

7000046434	Hunters Small Engine Inc	$	191.66
7000241082	Dynatest North America Inc	$	190.76
7000247320	Flint Equipment Company	$	189.63
7000018135	City Of Woodruff	$	189.50
7000012394	CMH Services Inc	$	189.44
7000063289	Always Done Right Glass Co Inc	$	188.64
7000115280	The Berkeley Independent	$	185.27
7000147609	Sunshine Rental Uniform Service	$	183.60
7000150364	The Clinton Chronicle	$	180.60
7000026017	Bank And Business Systems Inc	$	180.00
7000221240	Cumulus-Charleston	$	180.00
7000034555	Barnwell Resources Inc	$	179.50
7000012039	Sharpes Septic Tank & Well Drilling	$	175.00
7000032532	Willie Joe Washington	$	175.00
7000025350	Lorick Office Products Inc	$	174.96
7000172747	The Journal	$	171.91
7000122552	Dodson Pest Control	$	171.00
7000198690	Herald Journal	$	170.89
7000017921	Spartanburg Co Landfill	$	170.75
7000013792	Sawyers Electrical & Heating & Ac	$	170.00
7000025184	Wright Johnston Uniforms	$	168.37
7000232744	Herald-Journal	$	165.20
7000210947	Allendale Auto Supply LLC	$	165.11
7000005029	Herring Pest Control	$	165.00
7000025315	American Red Cross	$	162.00
7000255366	Jenkins Signs & Designs	$	162.00
7000009669	Chester News & Reporter	$	160.32
7000090857	Greg Bowers Towing Service LLC	$	160.00
7000097528	Lake Murray Steel Inspection	$	160.00
7000220857	The Institute Of Internal Auditors	$	160.00
7000230170	Fabriclean Supply Of Carolina	$	159.80
7000140845	Hartzogs Inc	$	158.43
7000180358	Richland County Esd	$	157.97
7000034649	Armstrong Relocation	$	150.00
7000152334	First Baptist Church	$	150.00
7000255005	Gonzalee H Childers	$	150.00
7000027092	Gregory Pest Solutions	$	150.00
7000166251	Information Tech Professionals Of	$	150.00
7000260030	Lawn Doctor Of Columbia	$	150.00
7000149384	Linda B Myrick	$	150.00
7000004722	Seales Pest Control	$	150.00
7000196874	Two Men And A Truck Greater	$	150.00

7000131048	Waste Connections Of The Carolinas	$	150.00
7000254361	Wrights Auto Glass LLC	$	150.00
7000051141	James Darby Well Drilling LLC	$	149.00
7000022055	Ced/Perry-Mann Electric Co	$	148.72
7000163631	Terminix Service Inc	$	144.00
7000250998	Lee S Alford	$	143.75
7000036276	Gaffney Lumber Company	$	143.74
7000027272	The Dillon Herald Inc	$	142.24
7000118268	Carolina Publishing	$	140.57
7000254589	Chucks Glass	$	140.40
7000028287	Assef Air & Electric	$	140.00
7000234383	Crescent Moon Outhouses And Such	$	140.00
7000178960	Nd Sellers Septic Tank Service	$	140.00
7000079595	Sherbert & Robbs Trim Shop	$	140.00
7000233999	Saluda Commission Of Public Works	$	139.80
7000092033	Key Shop Inc	$	137.28
7000144485	Charleston County	$	137.00
7000169643	Henry Christopher Hammett	$	135.00
7000004041	Macks Upholstery Shop	$	135.00
7000179301	Wagner Consulting Group Inc	$	135.00
7000012208	The Sun News	$	133.70
7000156449	Hampton Inn	$	133.28
7000106701	Suntrust Merchant Services LLC	$	132.48
7000253625	Le Bleu Enterprises	$	131.47
7000088381	Le Bleu Triad	$	130.68
7000028541	Walker White Inc	$	130.00
7000152936	Lee County Observer	$	127.50
7000167775	Le Bleu Bottled Water	$	126.04
7000149249	Hampton Inn-Murrells Inlet	$	125.49
7000026937	Cudd Heating & Air Conditioning Inc	$	125.00
7000004515	Joes Modern Upholstery	$	125.00
7000161721	Myers And Son Electrical Service	$	125.00
7000028040	Red Wing Shoes	$	125.00
7000223812	Smith Plumbing	$	125.00
7000174696	Taylor Enterprises Inc	$	121.78
7000014131	Scipma	$	120.00
7000180832	Spartanburg County Register Of	$	120.00
7000006883	Cleanlites Recycling	$	117.38
7000030243	Town Of Saluda Comm Of Public Works	$	116.64
7000138162	Lehigh Outfitters LLC	$	116.05
7000193717	Gods Blessing Catering Service	$	114.45
7000002352	Pageland Progressive Journal	$	113.50

7000209363	Cook & Boardman LLC	$	112.32
7000191186	Xerox Corporation	$	111.04
7000191054	DSCS Holdings, LLC	$	110.54
7000147746	Benedict College	$	110.00
7000146394	Clarendon County Register Of Deeds	$	110.00
7000026927	Witherspoon Heating & Cooling Inc	$	110.00
7000012070	Big Macs Tire Store	$	109.51
7000030124	Town Of Clover	$	109.50
7000017963	York County Clerk Of Courts Office	$	108.00
7000026555	Depositions And ....Inc	$	106.85
7000006323	Macks Refrigeration Service	$	106.08
7000003853	Digital Jewelry Co	$	105.00
7000259757	Anderson Hydra Platforms Inc	$	103.36
7000014513	Upstate Newspaper Inc	$	102.75
7000028258	Hancock And Sons Inc	$	102.60
7000259392	Idemia Identity & Security Usa LLC	$	101.00
7000103455	Best Western Of Walterboro	$	100.79
7000016749	Holiday Inn Express Hotel & Suites	$	100.10
7000082127	Metro Institute Inc	$	100.00
7000260128	Progressive Media LLC	$	100.00
7000229505	Scfor	$	100.00
7000246248	Seismological Society Of America	$	100.00
7000259860	The Voice Of Blythewood & Fairfield	$	100.00
7000201149	Best Western Plus Columbia	$	99.68
7000255364	Gallus Stadium Park Inn	$	98.79
7000105016	Pickens County SC	$	96.80
7000012011	North Myrtle Beach Times	$	96.00
7000229160	Watkines Brothers Inc	$	95.40
7000181755	Advance Doors LLC	$	95.00
7000025838	The Greer Citizen	$	95.00
7000012906	Williams Tire & Auto Service	$	94.65
7000026714	Ellis Bicycle Shop Inc	$	93.90
7000260191	Wm Of Conway	$	92.03
7000257929	3G Mermet Corporation	$	90.00
7000017401	Aiken County Sheriffs Office	$	90.00
7000151957	Allendale County Clerk Of Court	$	90.00
7000011186	Atlantic Inc Pest Management	$	90.00
7000026949	J&S Inc	$	88.77
7000145676	The Herald	$	86.51
7000022286	Cassel Electric	$	85.00
7000120581	McCain Inc	$	85.00
7000149763	Chronicle Communications Corp	$	80.00

7000011861	Edgefield County Treasurer	$	80.00
7000017716	Greenwood County Clerk Of Court	$	80.00
7000017855	Newberry County Clerk Of Court	$	80.00
7000153568	Grainger Industrial Supply	$	77.76
7000167371	Chester Regional Medical Center	$	77.14
7000025119	The Index-Journal	$	75.52
7000119844	Herald Office Supply Inc	$	75.04
7000168806	Charles E Wright Jr	$	75.00
7000044884	Greers Wrecker Inc	$	75.00
7000044618	Gregory Pest Control	$	75.00
7000257455	Henry B Morgan Consulting LLC	$	75.00
7000158483	Scaarla	$	75.00
7000142755	South Carolina Bar	$	75.00
7000177563	Steam Systems LLC	$	75.00
7000028043	Catoes Power Equipment Inc	$	71.18
7000011650	Gressette Pest Control Service	$	70.00
7000157254	Times And Democrat The	$	68.85
7000025856	The Gaffney Ledger Inc	$	68.25
7000046867	Custom Care Inc	$	68.00
7000113659	ADT Security Services	$	62.89
7000141348	City Of Greer	$	62.17
7000145073	Cleanlites Recycling	$	60.96
7000017391	Abbeville County Clerk Of Court	$	60.00
7000259323	Achieva Investments LLC	$	60.00
7000097511	Greater Charlotte Postal Customer	$	60.00
7000189459	Wetland Training Institute Inc	$	60.00
7000013350	Equipment Rental And Sales Of	$	59.13
7000015157	Jasper Cnty Sun	$	53.10
7000025130	Marlboro Publishing Company Inc	$	52.00
7000230146	Le Bleu Central Distributors Inc	$	51.84
7000058863	Morphotrust Usa LLC	$	50.50
7000149810	AASHTO Publications	$	50.00
7000050877	Carolina Backflow Specialties Inc	$	50.00
7000053963	Cleggs Termite & Pest Control LLC	$	50.00
7000108047	Cody Tire Company Inc	$	50.00
7000012870	The Horry Independent	$	49.50
7000027130	Waccamaw Publishers	$	49.50
7000026379	The Journal Inc	$	48.00
7000039567	Community Journals LLC	$	46.80
7000012055	Moultrie News	$	46.75
7000017827	McCormick County Clerk Of Court	$	45.00
7000203918	Unifirst Corporation	$	44.93

7000158640	Safety Kleen Systems Inc	$	41.74
7000014517	Advertizer-Herald	$	41.54
7000029104	The Cherokee Chronicle Inc	$	41.50
7000119191	J Wilbur Collins & Co	$	40.67
7000147867	Batteries Plus	$	40.64
7000027040	The Goose Creek Gazette	$	40.04
7000017636	Dillon County Clerk Of Court	$	40.00
7000152656	Marlboro County Clerk Of Court	$	40.00
7000037868	United Parcel Service Inc	$	39.22
7000032462	Fourmans Repair Shop Inc	$	35.00
7000004461	G&G Milling Co	$	34.56
7000017796	Laurens County Landfill	$	33.66
7000023428	Lloyd Herring	$	33.00
7000214592	Cherokee County Register Of Deeds	$	30.00
7000154222	County Of Anderson	$	30.00
7000030068	Oconee County	$	30.00
7000232791	Berkeley County Water And	$	29.30
7000032608	Saluda Standard Sentinel Inc	$	28.50
7000014912	Summerville Journal Scene	$	28.45
7000203344	The Union Daily Times	$	27.50
7000021770	The Times And Democrat	$	24.41
7000145209	Dorchester Eagle Record LLC	$	24.00
7000205396	Unifirst	$	23.67
7000029770	News Chronicle Inc	$	21.75
7000068831	Walterboro Newspapers Inc	$	20.25
7000245899	Chesterfield Co Register Of Deeds	$	20.00
7000151939	Fairfield County Clerk Of Court	$	18.00
7000162861	Richland County Solid Waste	$	14.00
7000005381	Bills Electric Motor & Repair	$	13.50
7000184731	Pickens County Rod	$	12.00
7000012500	Ebs Inc	$	11.77
7000151938	Edgefield County Clerk Of Court	$	10.00
7000017794	Laurens County Clerk Of Court	$	10.00
7000152660	Saluda County Clerk Of Court	$	10.00
7000053898	Xerox Corporation	$	8.63

Construction Contracts:

The Lane Construction Corporation	$	181,734,995.00
United Infrastructure Group, Inc.	$	54,700,000.00
Blythe Development Co.	$	27,214,040.00

Rogers Group, Inc.	$	19,321,302.52
Thrift Development Corporation	$	19,273,629.66
Carolina Bridge Co., Inc.	$	15,434,609.02
Palmetto Corp. Of Conway	$	12,680,954.98
The Lane Construction Corporation	$	11,653,888.70
Palmetto Corp. Of Conway	$	11,488,641.15
Banks Construction Company	$	11,325,994.65
The Lane Construction Corporation	$	11,314,833.07
Sloan Construction, A Div. Of Reeves Construction Company	$	10,950,459.79
Chester Bross Construction Company	$	10,357,035.64
The Lane Construction Corporation	$	9,212,142.22
Sloan Construction, A Div. Of Reeves Construction Company	$	8,617,280.34
Graham County Land Company, LLC	$	8,158,369.10
C. R. Jackson, Inc.	$	7,228,566.44
F & R Asphalt, Inc.	$	6,987,747.40
Southern Asphalt, Inc.	$	6,686,059.49
Rogers Group, Inc.	$	6,586,849.27
Rogers Group, Inc.	$	6,058,298.71
C. R. Jackson, Inc.	$	5,934,415.59
Palmetto Corp. Of Conway	$	5,879,997.81
Lynches River Contracting, Inc.	$	5,699,646.62
ATC Site Construction, LLC	$	5,407,973.63
Southern Asphalt, Inc.	$	5,269,780.73
Palmetto Corp. Of Conway	$	5,237,425.35
Satterfield Construction Company, Inc.	$	5,188,167.62
The Lane Construction Corporation	$	5,172,686.39
Archer Western Construction, LLC	$	5,163,385.49
ATC Site Construction, LLC	$	5,112,940.21
Lynches River Contracting, Inc.	$	5,105,390.56
Banks Construction Company	$	5,075,118.35
Lynches River Contracting, Inc.	$	5,073,672.66
Satterfield Construction Company, Inc.	$	5,014,916.74
Satterfield Construction Company, Inc.	$	4,990,190.36
Satterfield Construction Company, Inc.	$	4,984,164.56
King Asphalt, Inc.	$	4,856,544.04
C. R. Jackson, Inc.	$	4,823,847.17
Rogers Group, Inc.	$	4,745,560.42
Granite Contracting, LLC	$	4,657,872.35
Palmetto Corp. Of Conway	$	4,625,773.81
The Lane Construction Corporation	$	4,582,485.08
Lynches River Contracting, Inc.	$	4,558,527.81
The Lane Construction Corporation	$	4,462,356.91
C. R. Jackson, Inc.	$	4,459,796.70
C. R. Jackson, Inc.	$	4,386,270.88

C. R. Jackson, Inc.	$	4,283,570.28
Lynches River Contracting, Inc.	$	4,260,697.40
Sanders Brothers Construction Company, Inc.	$	4,228,173.27
Slurry Pavers, Inc.	$	4,195,729.11
C. R. Jackson, Inc.	$	4,195,048.61
Lynches River Contracting, Inc.	$	4,128,905.40
C. R. Jackson, Inc.	$	3,989,296.34
Cherokee, Inc.	$	3,969,315.08
Palmetto Corp. Of Conway	$	3,949,903.98
Satterfield Construction Company, Inc.	$	3,918,912.45
C. R. Jackson, Inc.	$	3,887,984.19
The Lane Construction Corporation	$	3,871,552.52
C. R. Jackson, Inc.	$	3,836,175.87
Banks Construction Company	$	3,798,802.07
Satterfield Construction Company, Inc.	$	3,772,285.31
Southern Asphalt, Inc.	$	3,700,397.23
Bagwell Fence Company, Inc.	$	3,698,818.00
Sanders Brothers Construction Company, Inc.	$	3,599,431.57
Palmetto Corp. Of Conway	$	3,580,419.77
Lynches River Contracting, Inc.	$	3,513,352.10
Sloan Construction, A Div. Of Reeves Construction Company	$	3,469,466.40
Sanders Brothers Construction Company, Inc.	$	3,441,533.61
American Contracting & Services, Inc.	$	3,439,323.11
Lynches River Contracting, Inc.	$	3,424,499.39
Hudson Construction Company	$	3,371,297.68
Rogers Group, Inc.	$	3,357,261.96
Banks Construction Company	$	3,309,849.04
Palmetto Sitework Services, LLC	$	3,141,320.30
The Lane Construction Corporation	$	3,139,497.57
King Asphalt, Inc.	$	3,123,156.98
C. R. Jackson, Inc.	$	3,084,409.24
Crowder Construction Company	$	3,068,800.50
Southern Road & Bridge, LLC	$	3,033,147.84
Eagle Construction Company	$	3,010,283.62
Littlefield Construction Co.	$	2,934,482.24
Southern Asphalt, Inc.	$	2,913,740.72
Satterfield Construction Company, Inc.	$	2,906,371.82
F & R Asphalt, Inc.	$	2,895,202.35
S And S Construction, Inc. Of Anderson	$	2,768,992.50
Sanders Brothers Construction Company, Inc.	$	2,743,803.64
Lynches River Contracting, Inc.	$	2,690,556.97
Everett Dykes Grassing Co., Inc.	$	2,674,933.62
Lynches River Contracting, Inc.	$	2,648,235.49
Republic Contracting Corporation	$	2,613,936.50

C. R. Jackson, Inc.	$	2,601,554.72
Sloan Construction, A Div. Of Reeves Construction Company	$	2,582,653.32
Satterfield Construction Company, Inc.	$	2,571,884.61
Slurry Pavers, Inc.	$	2,522,731.83
Palmetto Corp. Of Conway	$	2,484,325.70
Sloan Construction, A Div. Of Reeves Construction Company	$	2,483,535.73
The Lane Construction Corporation	$	2,397,463.77
F & R Asphalt, Inc.	$	2,364,017.32
Slurry Pavers, Inc.	$	2,338,491.03
Lynches River Contracting, Inc.	$	2,332,582.35
The Lane Construction Corporation	$	2,331,646.09
Slurry Pavers, Inc.	$	2,323,055.51
Dellinger, Inc.	$	2,317,069.92
Palmetto Corp. Of Conway	$	2,306,273.43
King Asphalt, Inc.	$	2,290,905.14
F & R Asphalt, Inc.	$	2,276,211.43
C. R. Jackson, Inc.	$	2,247,697.24
C. R. Jackson, Inc.	$	2,194,106.32
King Asphalt, Inc.	$	2,184,434.13
Satterfield Construction Company, Inc.	$	2,178,017.95
Preferred Materials, Inc.	$	2,153,157.69
Satterfield Construction Company, Inc.	$	2,143,309.95
Sloan Construction, A Div. Of Reeves Construction Company	$	2,136,250.49
Palmetto Corp. Of Conway	$	2,089,694.30
GIF Construction Corporation	$	2,077,182.56
Satterfield Construction Company, Inc.	$	2,068,777.08
King Asphalt, Inc.	$	2,024,296.29
Satterfield Construction Company, Inc.	$	1,991,337.99
Sloan Construction, A Div. Of Reeves Construction Company	$	1,965,058.16
Rogers Group, Inc.	$	1,874,958.27
Sloan Construction, A Div. Of Reeves Construction Company	$	1,835,033.82
Satterfield Construction Company, Inc.	$	1,807,058.68
ATC Site Construction, LLC	$	1,796,628.28
Sanders Brothers Construction Company, Inc.	$	1,795,938.25
Satterfield Construction Company, Inc.	$	1,783,979.04
Satterfield Construction Company, Inc.	$	1,773,864.35
Eagle Construction Company	$	1,757,212.88
Carolina Bridge Co., Inc.	$	1,746,409.21
King Asphalt, Inc.	$	1,746,328.46
Granite Contracting, LLC	$	1,719,537.20
ATC Site Construction, LLC	$	1,713,879.91
Slurry Pavers, Inc.	$	1,706,478.17
Palmetto Sitework Services, LLC	$	1,646,063.25
United Infrastructure Group, Inc.	$	1,593,907.03

C. R. Jackson, Inc.	$	1,576,878.38
C. R. Jackson, Inc.	$	1,564,623.66
King Asphalt, Inc.	$	1,554,106.80
F & R Asphalt, Inc.	$	1,548,151.00
Extreme Concrete Cutting Of Gaffney, LLC	$	1,510,116.00
Eagle Construction Company	$	1,508,429.95
Palmetto Corp. Of Conway	$	1,508,389.18
Satterfield Construction Company, Inc.	$	1,499,196.75
Lee Construction Company Of The Carolinas, Inc.	$	1,494,283.50
J. R. Wilson Construction Co., Inc.	$	1,486,531.39
Lynches River Contracting, Inc.	$	1,482,060.63
Rogers Group, Inc.	$	1,468,664.48
Als Of North Carolina, LLC	$	1,467,948.82
The Lane Construction Corporation	$	1,411,025.51
Lynches River Contracting, Inc.	$	1,374,376.33
The Lane Construction Corporation	$	1,363,018.68
Republic Contracting Corporation	$	1,362,245.15
ATC Site Construction, LLC	$	1,361,801.05
Carolina Pavement Markings, Inc.	$	1,357,750.00
Slurry Pavers, Inc.	$	1,338,549.64
Rogers Group, Inc.	$	1,295,869.26
King Asphalt, Inc.	$	1,286,038.44
Satterfield Construction Company, Inc.	$	1,270,403.65
Palmetto Sitework Services, LLC	$	1,246,910.45
C. R. Jackson, Inc.	$	1,242,355.76
F & R Asphalt, Inc.	$	1,236,010.27
The Lane Construction Corporation	$	1,230,423.32
Coastal Asphalt, LLC	$	1,223,221.40
Roadsafe Traffic Systems, Inc.	$	1,216,948.00
Southern Asphalt, Inc.	$	1,199,814.16
Lynches River Contracting, Inc.	$	1,197,397.28
Peek Pavement Marking, LLC	$	1,193,929.46
Satterfield Construction Company, Inc.	$	1,187,807.32
Eagle Construction Company	$	1,145,797.88
Slurry Pavers, Inc.	$	1,142,517.24
Southern States Pavement Markings, Inc.	$	1,122,933.29
C. R. Jackson, Inc.	$	1,118,046.24
Lynches River Contracting, Inc.	$	1,109,250.76
Southern States Pavement Markings, Inc.	$	1,097,984.00
Bagwell Fence Company, Inc.	$	1,096,651.40
Satterfield Construction Company, Inc.	$	1,089,403.07
Palmetto Corp. Of Conway	$	1,072,424.10
Roadsafe Traffic Systems, Inc.	$	1,070,950.00
Eagle Construction Company	$	1,067,104.07

King Asphalt, Inc.	$	1,058,885.76
Satterfield Construction Company, Inc.	$	1,054,674.83
Als Of North Carolina, LLC	$	1,044,896.05
Palmetto Corp. Of Conway	$	1,038,461.32
Peek Pavement Marking, LLC	$	1,034,276.46
Roadsafe Traffic Systems, Inc.	$	1,005,768.85
Southern States Pavement Markings, Inc.	$	1,004,275.66
Bagwell Fence Company, Inc.	$	997,992.00
The Lane Construction Corporation	$	993,295.64
Als Of North Carolina, LLC	$	992,142.92
United Infrastructure Group, Inc.	$	990,247.54
Southern States Pavement Markings, Inc.	$	988,047.35
Roadsafe Traffic Systems, Inc.	$	985,420.00
Olympus Painting Contractors, Inc.	$	984,520.12
Satterfield Construction Company, Inc.	$	964,681.30
King Asphalt, Inc.	$	957,070.11
Southern States Pavement Markings, Inc.	$	928,100.00
Bagwell Fence Company, Inc.	$	901,781.50
Lynches River Contracting, Inc.	$	895,272.84
C. R. Jackson, Inc.	$	888,306.47
Cherokee, Inc.	$	878,480.00
Reeves Construction Company	$	877,484.32
Peek Pavement Marking, LLC	$	856,567.87
ATC Site Construction, LLC	$	848,680.17
Lynches River Contracting, Inc.	$	845,144.12
Everett Dykes Grassing Co., Inc.	$	834,993.41
The Lane Construction Corporation	$	825,972.90
Slurry Pavers, Inc.	$	803,328.17
Granite Contracting, LLC	$	801,847.40
Satterfield Construction Company, Inc.	$	783,237.82
Sloan Construction, A Div. Of Reeves Construction Company	$	774,877.90
Southern States Pavement Markings, Inc.	$	746,388.00
Palmetto Corp. Of Conway	$	743,352.24
Satterfield Construction Company, Inc.	$	737,511.70
Satterfield Construction Company, Inc.	$	722,701.24
Extreme Concrete Cutting Of Gaffney, LLC	$	713,766.70
Rogers Group, Inc.	$	710,631.00
Bagwell Fence Company, Inc.	$	692,424.50
Bagwell Fence Company, Inc.	$	691,360.50
Lynches River Contracting, Inc.	$	682,244.14
Rogers Group, Inc.	$	660,999.43
Als Of North Carolina, LLC	$	649,836.38
Olympus Painting Contractors, Inc.	$	624,680.66
Dane Construction, Inc.	$	603,786.60

Rogers Group, Inc.	$	601,908.27
Palmetto Corp. Of Conway	$	592,580.80
Little Mountain Contracting, LLC	$	574,715.15
Palmetto Sitework Services, LLC	$	558,780.34
Bagwell Fence Company, Inc.	$	536,921.50
Sloan Construction, A Div. Of Reeves Construction Company	$	533,230.75
C. R. Jackson, Inc.	$	528,744.95
Bagwell Fence Company, Inc.	$	526,062.50
Palmetto Corp. Of Conway	$	510,018.12
ATC Site Construction, LLC	$	507,905.41
Red Electrical Designs, LLC	$	495,280.91
Bagwell Fence Company, Inc.	$	490,003.50
Bagwell Fence Company, Inc.	$	483,216.50
Littlefield Construction Co.	$	470,666.60
Extreme Concrete Cutting Of Gaffney, LLC	$	470,635.00
Palmetto Corp. Of Conway	$	461,251.45
Walker Brothers, Inc.	$	449,275.39
F & R Asphalt, Inc.	$	446,531.50
LCI-Lineberger Construction, Inc.	$	446,108.56
Little Mountain Contracting, LLC	$	444,957.60
Bagwell Fence Company, Inc.	$	433,228.60
Bagwell Fence Company, Inc.	$	432,280.20
S And S Construction, Inc. Of Anderson	$	393,689.69
Eagle Industrial Painting, LLC	$	388,742.62
Lynches River Contracting, Inc.	$	370,584.30
S And S Construction, Inc. Of Anderson	$	343,099.50
Lynches River Contracting, Inc.	$	341,188.79
Slurry Pavers, Inc.	$	340,134.71
Bagwell Fence Company, Inc.	$	339,220.00
AOS Specialty Contractors, Inc.	$	335,681.19
Lynches River Contracting, Inc.	$	331,857.09
Coastal Asphalt, LLC	$	330,495.10
Palmetto Corp. Of Conway	$	327,256.91
The Lane Construction Corporation	$	325,932.32
A & A Safety, Inc.	$	323,244.00
AOS Specialty Contractors, Inc.	$	319,723.40
A & A Safety, Inc.	$	318,000.00
Bagwell Fence Company, Inc.	$	317,977.80
AOS Specialty Contractors, Inc.	$	314,389.00
A & A Safety, Inc.	$	311,800.00
United Infrastructure Group, Inc.	$	307,400.00
S And S Construction, Inc. Of Anderson	$	299,358.48
Lynches River Contracting, Inc.	$	297,921.65
S & D Industrial Painting, Inc.	$	287,480.00

AOS Specialty Contractors, Inc.	$	262,151.40
A & A Safety, Inc.	$	248,000.00
A & A Safety, Inc.	$	245,476.70
Akca, Incorporated	$	240,140.00
A & A Safety, Inc.	$	238,000.00
King Asphalt, Inc.	$	229,760.00
A & A Safety, Inc.	$	224,442.00
Bagwell Fence Company, Inc.	$	223,085.15
C. R. Jackson, Inc.	$	213,440.88
C. R. Jackson, Inc.	$	213,060.14
IPW Construction Group, LLC	$	201,429.00
Gordon Company, Inc.	$	185,207.37
Littlefield Construction Co.	$	183,265.65
Palmetto Corp. Of Conway	$	182,034.06
Littlefield Construction Co.	$	159,115.39
Everett Dykes Grassing Co., Inc.	$	151,462.82
Peek Pavement Marking, LLC	$	143,188.23
Trull Contracting, LLC	$	135,894.50
Trull Contracting, LLC	$	134,363.85
Evergreen Landscaping, LLC	$	132,153.00
Cherokee, Inc.	$	122,747.55
Evergreen Landscaping, LLC	$	120,480.00
Premier Constructors, Inc.	$	92,001.50

Capital Improvements Office Contracts:

THG Construction, Inc.	$943,000.00
ARM	$300,000.00
Northwind, Inc.	$300,000.00
SynTerra	$300,000.00
Terracon	$300,000.00
Woolpert	$300,000.00
M.A.R. Construction Company, Inc.	$95,030.00
MSI Construction Company, Inc.	$85,262.00
W. T. Murphy Construction, LLC	$70,225.00
M.A.R. Construction Company, Inc.	$52,700.00
M.A.R. Construction Company, Inc.	$49,700.00
Cayce Company, Inc.	$49,327.00
Cayce Company, Inc.	$49,270.00
W. T. Murphy Construction, LLC	$44,997.00
McCarter Mechanical, Inc.	$42,957.00
W. T. Murphy Construction, LLC	$42,207.00
JRC Specialty, Inc./JD Gaskins	$42,000.00

JRC Specialty, Inc./JD Gaskins	$42,000.00
JRC Specialty, Inc./JD Gaskins	$39,836.00
JRC Specialty, Inc./JD Gaskins	$35,000.00
Terracon	$30,000.00
Terracon	$30,000.00
Terracon	$30,000.00
W. T. Murphy Construction, LLC	$29,735.00
SynTerra	$28,975.00
Chao & Associates, Inc.	$25,000.00
Environmental Consulting Services, Inc.	$25,000.00
W. O. Blackstone & Company, Inc.	$24,589.00
W. O. Blackstone & Company, Inc.	$21,899.00
W. T. Murphy Construction, LLC	$18,850.00
Skip Welch Construction, Inc.	$18,376.00
W. O. Blackstone & Company, Inc.	$17,919.00
MSI Construction Company, Inc.	$17,196.00
M.A.R. Construction Company, Inc.	$16,700.00
THG Construction, Inc.	$16,500.00
W. T. Murphy Construction, LLC	$15,485.00
McCreary/Snow Architects	$15,000.00
Cayce Company, Inc.	$14,970.00
W.T. Murphy Construction, LLC	$14,913.26
W. T. Murphy Construction, LLC	$14,720.00
MSI Construction Company, Inc.	$14,498.00
JRC Specialty, Inc./JD Gaskins	$13,500.00
W. T. Murphy Construction, LLC	$12,950.00
JRC Specialty, Inc./JD Gaskins	$12,264.00
MSI Construction Company, Inc.	$11,965.00
W. T. Murphy Construction, LLC	$11,550.00
W. O. Blackstone & Company, Inc.	$11,529.00
SynTerra	$11,450.00
M.A.R. Construction Company, Inc.	$10,770.12
SynTerra	$10,200.00
Northwind, Inc.	$9,600.00
Chao & Associates, Inc.	$7,925.00
THG Construction, Inc.	$7,662.34
MSI Construction Company, Inc.	$7,233.00
JRC Specialty, Inc./JD Gaskins	$7,156.00
W. T. Murphy Construction, LLC	$6,800.00
McCarter Mechanical, Inc.	$6,117.00
ARM	$6,095.49
Belka Engineering Associates, Inc.	$5,280.00
McCreary/Snow Architects	$4,800.00
McCarter Mechanical, Inc.	$4,149.00

Belka Engineering Associates, Inc.	$3,660.00
Belka Engineering Associates, Inc.	$3,660.00
THG Construction, Inc.	$3,569.32
Mechanical Design, Inc.	$3,020.00
M.A.R. Construction Company, Inc.	$2,910.05
Belka Engineering Associates, Inc.	$2,910.00
Chao & Associates, Inc.	$2,800.00
Cayce Company, Inc.	$2,743.00
W. T. Murphy Construction, LLC	$2,655.00
W. O. Blackstone & Company, Inc.	$2,479.00
RCI of South Carolina, Inc.	$1,790.00
M.A.R. Construction Company, Inc.	$1,732.00
W. O. Blackstone & Company, Inc.	$1,498.00
Environmental Consulting Services, Inc.	$1,485.00
RCI of South Carolina, Inc.	$1,470.00
W. T. Murphy Construction, LLC	$1,434.00
Environmental Consulting Services, Inc.	$1,399.40
Environmental Consulting Services, Inc.	$1,180.00
M.A.R. Construction Company, Inc.	$1,074.70
Environmental Consulting Services, Inc.	$960.00
Chao & Associates, Inc.	$900.00
W. O. Blackstone & Company, Inc.	$899.00
MDI, Inc.	$810.00
W. T. Murphy Construction, LLC	$800.00
MSI Construction Company, Inc.	$629.00
W. T. Murphy Construction, LLC	$574.56
Belka Engineering Associates, Inc.	$240.00
M.A.R. Construction Company, Inc.	$165.00

Commodities and Service Contracts:

John McRae Contracting LLC	$6,458,966.00
Pipeline & Drainage Consults LLC	$4,688,000.00
Applied Polymerics Inc	$4,405,637.50
Wham Brothers Construction Co Inc	$4,034,500.00
R L Morrison & Sons Inc	$3,131,850.00
Santee Modular Homes Inc	$2,596,150.00
S-2 Engineering & Consulting, LLC	$1,877,500.00
Dura Mark Inc	$1,412,195.87
Pipeline & Drainage Consults LLC	$1,286,252.50
CBD Inc	$1,236,862.50
Rogers Group Inc	$1,200,000.00
McKenzie Mowing & Brush Control LLC	$1,120,000.00

CBD Inc	$1,038,229.30
Palmetto Construction Management	$936,638.00
Peek Pavement Marking LLC	$786,311.64
The Greenery Inc	$714,433.40
Southeastern Road Treatment	$671,086.80
NGL & Erosion Control Group LLC	$670,570.78
John McRae Contracting LLC	$569,386.65
State Tree Service LLC	$561,750.00
Dura Mark Inc	$531,975.50
Schultz Farms LLC	$500,050.00
Little Mountain Contracting LLC	$475,000.10
Carolina Brush Cutting LLC	$472,500.00
Lovin Contracting Company Inc	$454,899.73
Guardian Retention Systems LLC	$407,499.80
Wham Brothers Construction Co Inc	$406,183.00
Sage Right Of Way Management Inc	$404,524.15
Mead & Hunt Inc	$366,650.00
Southeastern Road Treatment	$357,739.20
NGL & Erosion Control Group LLC	$353,324.65
John McRae Contracting LLC	$334,167.75
Landscape Maintenance	$331,599.60
John McRae Contracting LLC	$320,528.25
CBD Inc	$317,480.35
Peek Pavement Marking LLC	$300,437.50
Sweeping Corp Of America Inc	$288,412.92
Star Cleaning USA Inc	$252,257.17
Landscape Maintenance	$246,172.53
Schultz Farms LLC	$244,923.95
Naturchem Inc	$239,980.84
Naturchem Inc	$232,982.82
Ambrose Industrial Services Of	$229,093.92
Dixie Lawn Service Inc	$225,200.88
McKenzie Mowing & Brush Control LLC	$202,853.80
Candies Construction Company LLC	$195,768.38
Michael Baker International Inc	$195,250.00
All Medical Inc	$181,000.00
Schultz Farms LLC	$176,759.92
Pipeline & Drainage Consults LLC	$174,500.00
McKenzie Mowing & Brush Control LLC	$171,245.85
Landscape Maintenance	$167,484.58
Naturchem Inc	$149,797.08
Naturchem Inc	$140,667.76
La Lawncare LLC	$125,905.98
McKenzie Mowing & Brush Control LLC	$124,652.93

McRae Contracting	$116,940.80
Naturchem Inc	$114,343.07
Remac Inc	$112,860.00
Naturchem Inc	$109,650.01
Star Cleaning USA Inc	$107,769.09
The Lane Construction Corporation	$107,343.58
Star Cleaning USA Inc	$107,303.91
Naturchem Inc	$99,985.32
DRC Emergency Services LLC	$99,279.00
McKenzie Mowing & Brush Control LLC	$95,107.42
Carolina Tree Care LLP	$94,752.50
Asplundh Tree Expert Co	$94,560.00
La Lawncare LLC	$93,391.36
The Greenery Inc	$92,747.71
State Tree Service LLC	$91,370.00
McRae Contracting	$91,354.70
Lovin Contracting Company Inc	$89,787.62
John McRae Contracting LLC	$89,040.00
South East Mowing LLC	$88,180.02
McKenzie Mowing & Brush Control LLC	$86,413.20
McKenzie Mowing & Brush Control LLC	$86,263.90
Naturchem Inc	$85,391.00
McKenzie Mowing & Brush Control LLC	$84,735.35
McKenzie Mowing & Brush Control LLC	$84,735.35
McKenzie Mowing & Brush Control LLC	$84,735.35
McKenzie Mowing & Brush Control LLC	$84,616.30
Landscape Maintenance	$83,742.29
Rodgers Mowing Service LLC	$81,910.51
Rodgers Mowing Service LLC	$81,294.09
May Heavy Equipment LLC	$80,104.91
Dixie Lawn Service Inc	$79,378.41
Applied Polymerics Inc	$76,102.28
IPR Southeast LLC	$74,360.00
Naturchem Inc	$74,357.50
Rodgers Mowing Service LLC	$72,898.01
Naturchem Inc	$72,870.50
Precision Sidewalk Safety Corp	$71,800.00
A&E Land Maintenance LLC	$69,998.42
A&E Land Maintenance LLC	$69,938.43
NGL & Erosion Control Group LLC	$69,914.93
John McRae Contracting LLC	$68,144.13
Dixie Lawn Service Inc	$67,565.18
Aquatic Vegetation Control Inc	$67,512.00
Sweeping South Inc	$67,131.04

McKenzie Mowing & Brush Control LLC	$65,976.16
Naturchem Inc	$65,790.01
Dixie Lawn Service Inc	$63,553.20
Dixie Lawn Service Inc	$63,058.91
Dixie Lawn Service Inc	$62,637.75
Sweeping South Inc	$61,304.80
Palmetto Construction Management	$57,992.95
Peek Pavement Marking LLC	$56,100.85
Cooper Plaza Inc	$55,566.64
A&E Land Maintenance LLC	$52,275.00
A&E Land Maintenance LLC	$52,275.00
A&E Land Maintenance LLC	$52,275.00
Jacobs Engineering	$46,858.86
Santee Modular Homes Inc	$46,575.00
Select Facility Services Inc	$44,071.00
A&E Land Maintenance LLC	$42,578.75
Candies Construction Company LLC	$41,347.50
Greg Goff	$40,509.23
Roadsafe Traffic Systems Inc	$38,565.22
Stantec Consulting Services	$38,378.00
Candies Construction Company LLC	$38,000.00
The Avrett Company Inc	$37,350.40
Johnson Mirmiran & Thompson	$37,033.23
Kervin Bros Stump & Tree Co LLC	$35,580.00
Naturchem Inc	$35,264.80
Roadsafe Traffic Systems Inc	$34,541.88
Sweeping South Inc	$33,368.44
IPR Southeast LLC	$31,775.00
IPR Southeast LLC	$31,775.00
Ascendum Machinery Inc	$31,296.59
A&E Land Maintenance LLC	$31,239.24
A&E Land Maintenance LLC	$31,239.24
Ascendum Machinery Inc	$30,787.02
McRae Contracting	$30,031.60
Naturchem Inc	$29,253.00
WSP USA, Inc.	$29,020.00
CBD Inc	$28,949.00
Grice & Associates Inc.	$28,812.00
McRae Contracting	$28,620.00
State Tree Service LLC	$28,000.00
IPW Construction Group LLC	$27,062.80
Dixie Lawn Service Inc	$26,979.97
Pinnacle Crane	$25,534.23
Mullinax Services LLC	$25,500.00

Three Oaks Engineering, PC	$24,675.14
Rickys Clearing & Grading LLC	$24,650.00
A&E Land Maintenance LLC	$24,553.75
Southern Vac	$23,495.27
South East Mowing LLC	$22,766.20
Altec Industries Inc	$22,660.24
Ricky's Tree Service	$22,645.00
South East Mowing LLC	$22,602.30
Michael Baker International, Inc.	$22,560.08
Naturchem Inc	$22,009.78
Kleinschmidt	$21,812.00
Layne Inliner LLC	$20,700.00
Carolina International Trucks Inc	$20,456.41
International Construction Equipment	$20,413.08
Rodgers Mowing Service LLC	$20,218.20
Dixie Lawn Service Inc	$19,959.43
Dixie Lawn Service Inc	$19,551.93
Dixie Lawn Service Inc	$19,551.93
CDM Smith	$19,467.00
Triple S Garage LLC	$18,188.47
Greg Goff	$16,969.64
Michael Baker International, Inc.	$16,697.28
Classic Ford & Lincoln Of Columbia	$16,642.29
Ecological Engineering LLP	$16,552.55
Rodgers Mowing Service LLC	$16,504.20
Howell & Simmons Construction &	$15,998.25
Benson Ford Mercury	$15,818.69
Carolina International Trucks Inc	$15,736.08
South East Mowing LLC	$14,792.30
South East Mowing LLC	$14,792.30
McCormick Taylor Inc	$14,783.00
Gossett Concrete Pipe Company Inc	$14,328.00
Transportation Research Center Inc	$14,000.00
The Sharon Company Inc	$13,970.00
Mohican Valley Equipment Inc	$13,704.97
Maddock Construction Equipment LLC	$13,275.96
Stantec Consulting Services	$13,185.47
Blanchard Equipment Company Inc	$13,048.47
Naturchem Inc	$12,810.00
South East Mowing LLC	$12,675.25
S&ME	$12,500.00
Air Hub LLC	$12,465.64
Ascendum Machinery Inc	$12,404.56
Boggs Tractor Co Inc	$12,381.64

Roberts International Trucks	$11,480.24
South East Mowing LLC	$10,605.25
South East Mowing LLC	$10,605.25
Star Cleaning USA Inc	$10,187.77
Thompson Engineering, Inc.	$10,000.00
Sweeping Corp Of America Inc	$9,955.62
Sweeping South Inc	$9,700.44
Shinn Systems Inc	$9,675.00
Dixie Lawn Service Inc	$9,518.21
Synterra Corporation	$9,068.00
Naturchem Inc	$8,970.45
Naturchem Inc	$8,970.45
Bagwell Fence Company Inc	$8,750.04
Hutch N Son Construction	$7,854.85
South East Mowing LLC	$7,678.48
Tri-County Solid Waste Authority	$7,617.81
Ecological Engineering LLP	$7,345.70
W W Williams	$7,276.64
A&E Land Maintenance LLC	$7,175.32
L & E Management Services , LLC	$7,130.00
Rodgers Mowing Service LLC	$7,006.30
Precision Sidewalk Safety Corp	$6,988.00
Sweeping South Inc	$6,782.50
Sweeping South Inc	$6,782.50
Sweeping South Inc	$6,782.50
Sweeping South Inc	$6,780.53
Precision Grounds Specialists LLC	$6,720.00
McCormick Taylor Inc	$6,413.00
Sweeping South Inc	$6,268.25
Blanchard Equipment Company Inc	$6,135.19
Sweeping South Inc	$6,067.62
Roberts Truck Ctr Inc	$5,371.13
State Tree Service LLC	$5,337.00
Vulcan Construction Materials	$5,054.22
Rodgers Mowing Service LLC	$4,560.00
Carolina International Trucks Inc	$4,480.67
Gyro Trac Corporation	$4,320.27
Gyro Trac Corporation	$4,319.99
Sweeping Corp Of America Inc	$4,092.86
Us Ditcher Inc	$4,031.64
Us Ditcher Inc	$3,766.55
L & E Management Services , LLC	$3,593.75
Peek Pavement Marking LLC	$3,591.78
Midlands Machinery Inc	$3,541.32

Classic Ford & Lincoln Of Columbia	$3,261.22
Summerville Ford Mercury	$3,054.37
Peek Pavement Marking LLC	$2,602.73
Bagwell Fence Company Inc	$2,590.00
Blanchard Machinery Company	$2,425.07
Naturchem Inc	$2,307.02
Colprovia Asphalts	$2,296.96
May Heavy Equipment LLC	$2,064.61
Institute Of Transportation	$1,961.10
Peek Pavement Marking LLC	$1,837.35
The Lane Construction Corporation	$1,060.00
Peek Pavement Marking LLC	$978.68
W&M Truck Clinic Incorporated	$501.23

Professional Services:

CDM Smith	$15,823,060.21
Michael Baker International	$9,494,183.60
Stantec Consulting Services	$6,542,912.56
CECS	$5,597,444.23
Transystems	$5,075,102.62
Neel Schaffer	$3,977,296.41
Mead & Hunt	$3,562,765.85
ICE	$2,392,472.43
Kimley Horn	$2,322,217.18
AECOM	$1,919,333.45
Horry County and Stantec Consulting Services	$1,844,453.14
CDM Smith	$1,718,664.87
Michael Baker International	$1,600,395.55
Parrish & Partners	$1,378,258.07
Horry County and Mead & Hunt	$1,273,243.28
Stantec Consulting Services	$1,247,063.06
KCI Technologies	$975,999.89
Stantec Consulting Services	$511,960.93
Horry County and STV	$384,993.39

Accomplishments

SCDOT's "Pothole Blitz"

SCDOT launched a statewide "Pothole Blitz" on Thursday 1/10 after numerous weeks of heavy, above normal rainfall caused road pavement damage and increased the number of potholes on the state system. SCDOT's Maintenance workers are focusing their work on repairing potholes across the state for the next several weeks.

December 2018 Winter Storm

In addition to the two fall hurricanes and the flooding that resulted, an early winter storm passed through the state leading into the second weekend in December contributing to the current pothole situation. Nearly 1,000 SCDOT workers and support staff worked before, during and immediately after the icy weather that moved through the I-85 and northern I-77 corridors. In addition to clearing roads of ice and snow, many workers were engaged in removing fallen trees. SCDOT was assisted by contract wrecker services that were prepositioned on the two interstates to help motorists and keep the highways moving.

Four Hole Swamp Bridge Replacement Project

Construction has begun to replace the Four Hole Swamp Bridge crossing I-26 in Orangeburg County. The structure was severely damaged in March of 2018 after the median support columns were struck by a tractor-trailer. The decision was made to demolish the bridge entirely due to the damage and its age. Demolition began that Friday evening when the incident occurred and was completed by the following Sunday morning.

Communication Efforts and News

Sean Kilcarr @AASHTOsean · 2m
The @SCDOTPress is launching a statewide #pothole repair effort over the next several weeks for the #roadways under its care. @aashtospeaks @ARTBA @USDOTFHWA scdot.org/pothole.aspx

Horry County PD @horrycountypd · 10 Dec 2018
For those traveling in South Carolina, @SCDOT is a great resource.

Plan your route before you head out, remain conscious of conditions as they change, and stay safe!

#WinterSafetyTips #HCPD

SCDOT @SCDOTPress
SCDOT Call Center is operating 24 hours a day to help you with road information during the #WinterStorm 855-GO-SCDOT (855-467-2368)
Show this thread

SCDOT @SCDOTPress · 19 Dec 2018
Exciting news for Pickens County! The Belle Shoals Road bridge has just reopened. The bridge was shut down for replacement on February 19, 2018. This project is part of SCDOT's Strategic 10-Year Plan.
Take a look at the newly reopened bridge.

S.C. WeatherPictures @scwxpix · 8 Dec 2018
@SCDOTPress crews on the move in Spartanburg County. Thank you for your work!

State-Owned Bridge Facts
(1/02/2019)
8,458 = Total Bridges
1,579 = Total Substandard
(755 = Structurally Deficient) (4.997 msf)
(824 = Functionally Obsolete)
368 = Load Restricted
35 = Closed (Flood Events Not Included)

Intentionally Left Blank