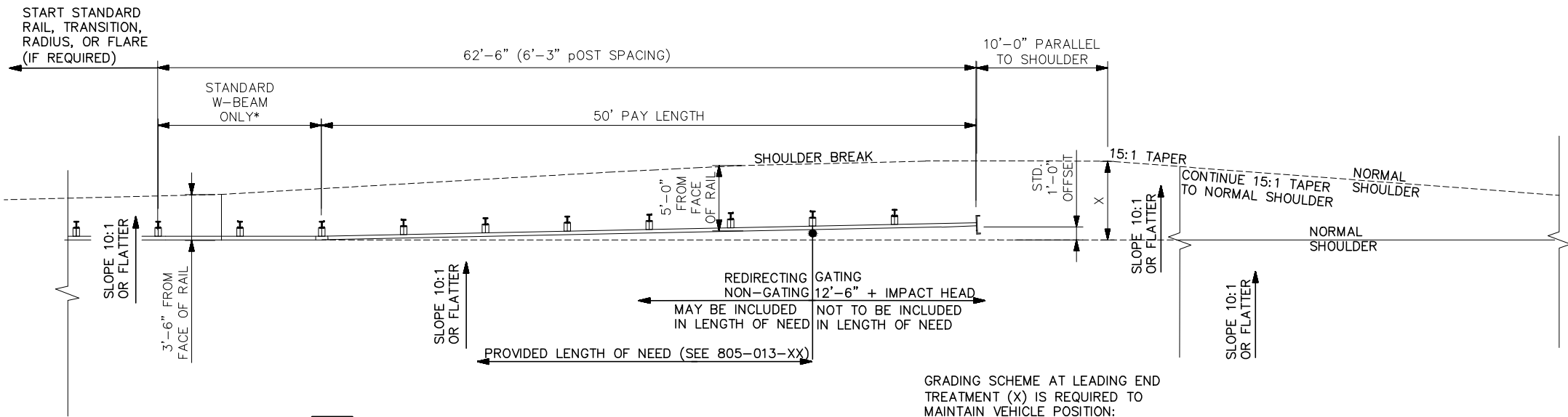


REFERENCES

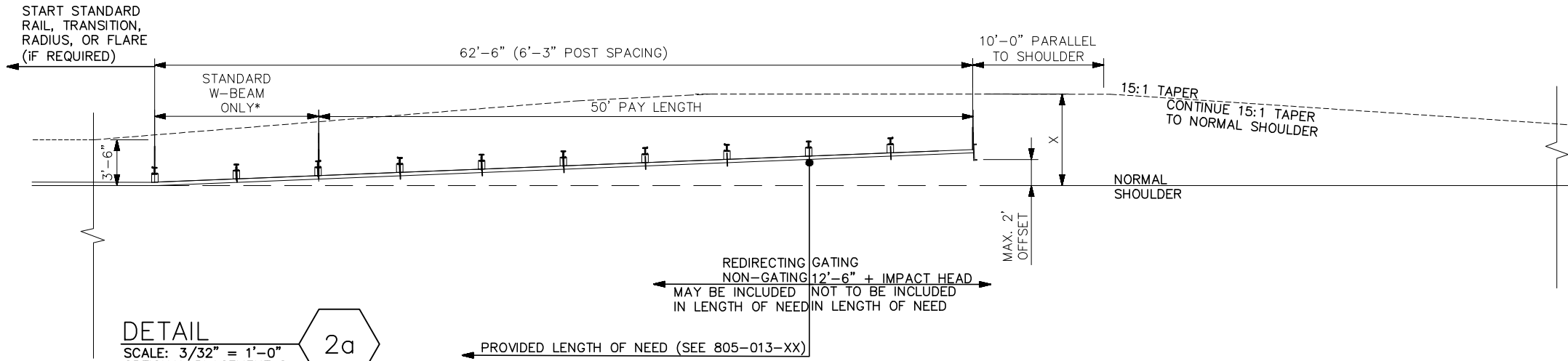
NATIONAL DOCUMENTS		
---	---	---
SCDOT DOCUMENTS		
---	---	---
RELATED DRAWINGS & KEYWORDS		
---	---	---



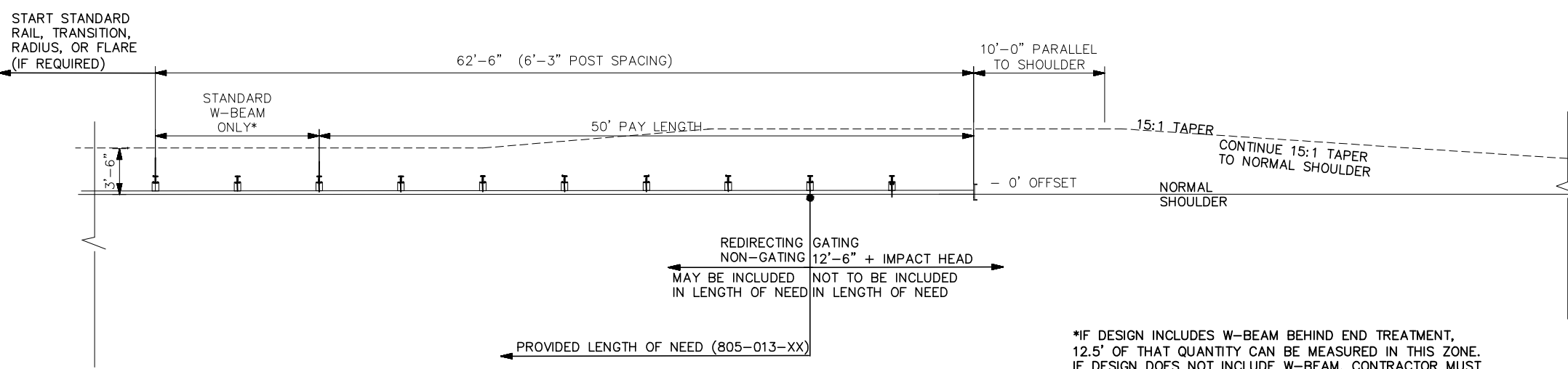
DETAIL 1a
SCALE: 3/32" = 1'-0"
STANDARD PLACEMENT

GRADING SCHEME AT LEADING END TREATMENT (X) IS REQUIRED TO MAINTAIN VEHICLE POSITION:

STANDARD PLACEMENT	X = 6'-0"
OPTIONAL PLACEMENT 2	X = 7'-0"
OPTIONAL PLACEMENT 3	X = 5'-0"



DETAIL 2a
SCALE: 3/32" = 1'-0"
OPTIONAL PLACEMENT 2



DETAIL 3a
SCALE: 3/32" = 1'-0"
OPTIONAL PLACEMENT 3
TANGENT GUARDRAIL - NO FLARE

*IF DESIGN INCLUDES W-BEAM BEHIND END TREATMENT, 12.5' OF THAT QUANTITY CAN BE MEASURED IN THIS ZONE. IF DESIGN DOES NOT INCLUDE W-BEAM, CONTRACTOR MUST SUPPLY THIS PORTION AT NO ADDITIONAL COST, AND MUST VERIFY THAT THE ADDITION OF 12.5' OF LENGTH DOES NOT CAUSE OTHER SITE CONFLICTS.

6	---	---	---
5	---	---	---
4	---	---	---
3	---	---	---
2	---	---	---
1	---	---	---
0	---	---	---
#	DATE	CHK	DESCRIPTION

SCDOT
SOUTH CAROLINA DEPARTMENT OF TRANSPORTATION
DESIGN STANDARDS OFFICE
955 PARK STREET
ROOM 405
COLUMBIA, SC 29201

SPECIAL PROVISION

TYPE T
END TREATMENT
TELESCOPING
STYLE

805-710-SP