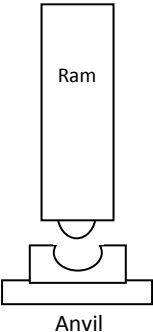


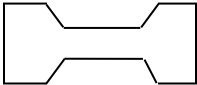




County:		Bridge Plans ID:				
Route:						
Description:						
Contractor:						
	Hammer	Manufacturer:	Model:			
		Type:	Serial No.:			
		Rated Energy (k-ft)	at	Length of stroke (ft)		
		Lead Size (in):				
		Modifications:				
		Note: Attach any hammer modification specifications. Manufacturer's Specifications may be required if hammer is not found in Wave Equation database.				
		Date of Last Maintenance:				
		Type of Maintenance:				
		Performed By:				
	Striker Plate	Weight (kips):				
		Diameter (in):	Thickness (in):			
	Hammer Cushion	Description:				
		Material Description		No. of Layers	Modulus of Elasticity (ksi)	Thickness (in)
		1				
		2				
		Area (sq. in.):		Total Thickness (in)		
Coefficient of Restitution:						
	Pile Cap (Helmet)	Dimension:				
		Pile Cap Weight (kips):				
		Inserts Weight (kips):				
	Pile Cushion	Material:				
		Thickness (in.)	Area (sq. in.):			
		Modulus of Elasticity (ksi):				
		Coefficient of Restitution:				
	Pile	Pile Type/Size & Pile Point:				
		Total Pile & Point Length (ft):	Exposed Pile Point Length (ft):			
		Pile Cross-Sectional Area (sq.in):				
		Pipe Pile Wall Thickness (in):				
		Pile Tip Description:				
		Splice Description:				
		Splice Location From Pile Top (ft):				
		Concrete Pile Strength, f'_c (psi):				
		Steel Pile Yield Strength, F_y (ksi):				
Note: Within 30 calendar days after award of contract or no later than 30 days before driving the first pile, submit form and Pile Installation Plan to the Geotechnical Design Engineer, with copy to the Bridge Construction Engineer and RCE.						
SCDOT – Design-Build Section Geotechnical Design Engineer P.O. Box 191 Columbia, SC 29202-0191 Telephone (803) 737-0766 FAX (803) 737-9868		Submitted By:				
		Title:				
		Telephone No. ()-	Date:			