

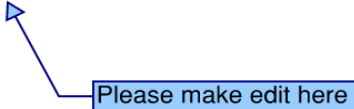
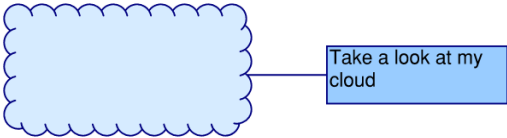

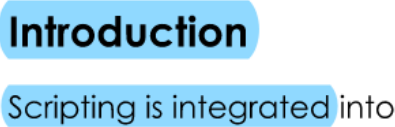


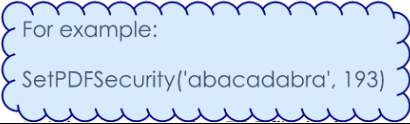

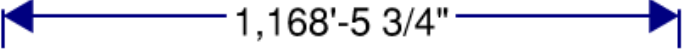


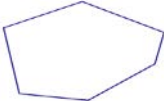


SCDOT Bluebeam Revu Toolset Overview

Tool Description	Example
Pen (P): Adds a free-drawn markup.	
Text Box (T): Places a text box markup.	
Callout (Q): Adds a text callout markup.	
Cloud+ (K): Adds a polygon markup with a cloud-like appearance and callout ox present.	
Typewriter (W): Enables freely typing text on a PDF	
Highlight (H): Adds a semi-transparent line simulating a highlighter.	
Line (L): Adds a line markup.	
Arrow (A): Adds an arrow markup.	
Cloud (C): Adds a polygon with a cloud-like appearance preset.	
Rectangle (R): Adds a rectangular markup.	
Length (SHIFT + ALT + L): Calculates a singular linear measurement.	
Ellipse (E): Adds an elliptical markup.	
Note (N): Inserts a sticky note.	
Polygon (SHIFT + P): Adds a polygon markup with no set angles.	

09/03/2020