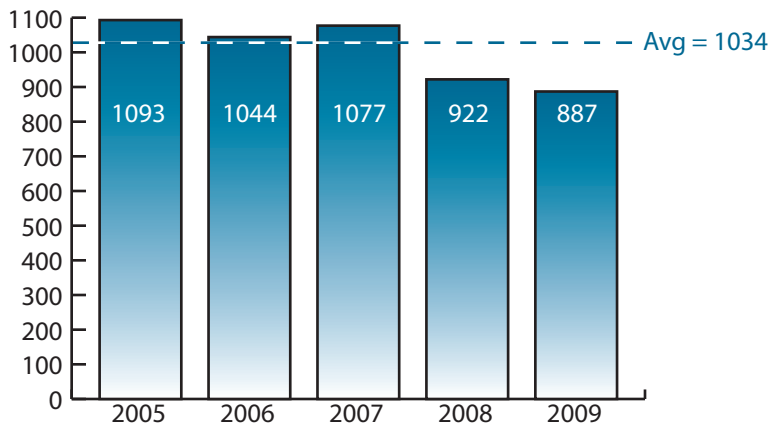


# SOUTH CAROLINA MONTHLY TRAFFIC FATALITY REPORT

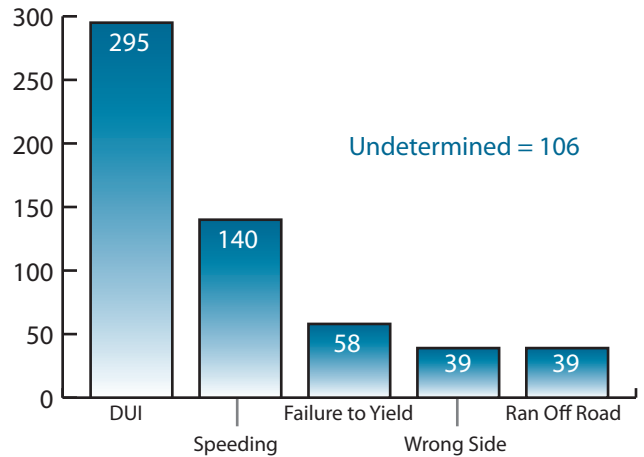
December 2009 (All data is preliminary)

## 2005 - 2009 Fatality Comparison through December



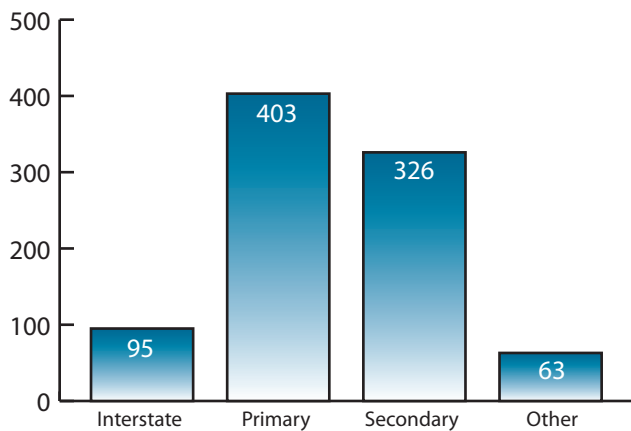
Preliminary figures indicate fatalities for 2009 were lowest since 1995 (882). The 887 highway deaths in 2009 were 147 (14%) below the average of the previous 4 years and 35 (4%) below the total for 2008.

## Top Probable Causes (Dec. 2009)



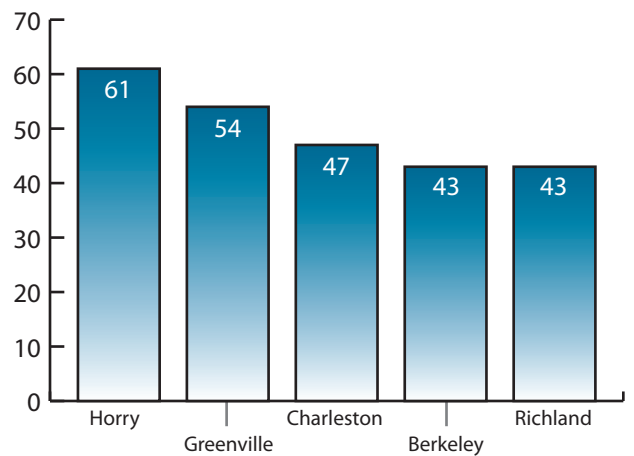
DUI continues to be the leading cause of deaths on our highways.

## Fatalities by Route Category (Dec. 2009)



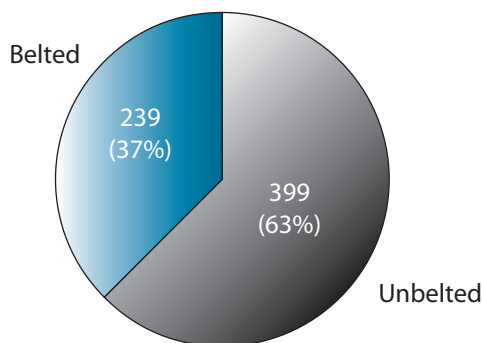
While fatalities declined in 2009 on interstate and secondary highways, fatalities on primary routes increased by 17 (4%).

## Top Fatality Counties (Dec. 2009)



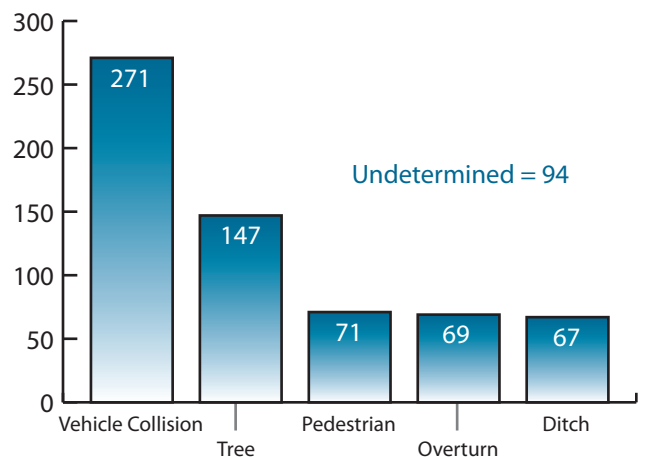
Lexington County dropped out of the second spot in 2009 as a result of a significant decrease in fatalities with 23 less than in 2008. Horry County takes over the top spot and also experienced the greatest increase with 15 more than in 2008.

## Fatalities by Restraint Usage (Dec. 2009)



The percentage of unbelted fatalities in 2009 decreased to 63% from 67% in 2008. This graphic does not include 249 people (pedestrians, motorcyclists and others) who were killed and did not have access to restraints.

## Top Crash Events (Dec. 2009)



Roadway departure crashes continue to claim a significant proportion of traffic deaths in South Carolina, especially those involving trees and ditches.