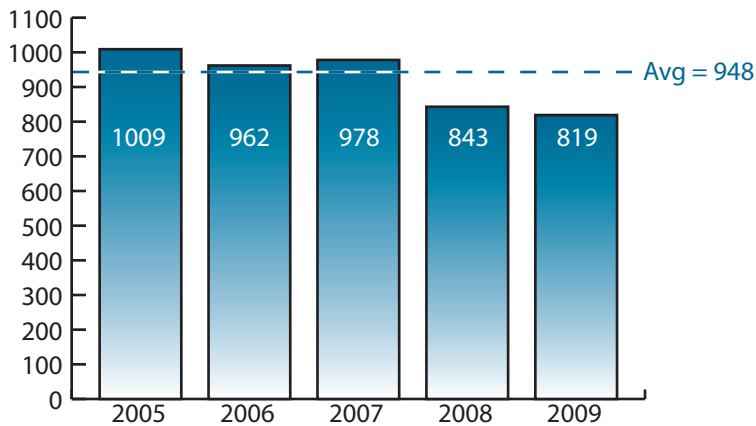


SOUTH CAROLINA MONTHLY TRAFFIC FATALITY REPORT

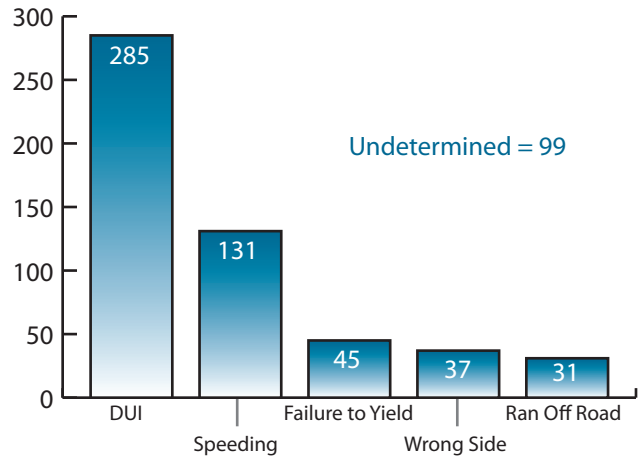
November 2009 (All data is preliminary)

2005 - 2009 Fatality Comparison through November



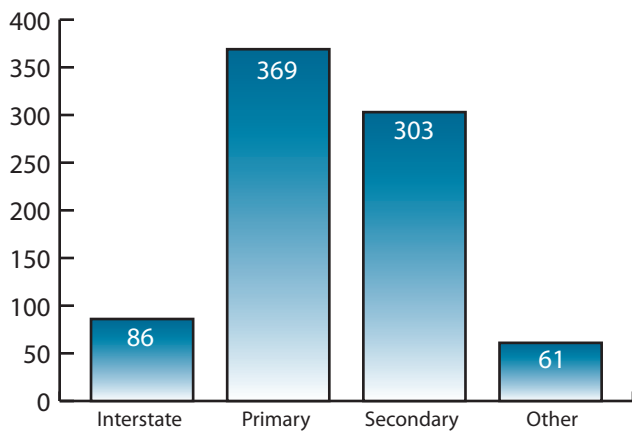
Fatalities through November are 129 below the previous four-year average and 24 below the same period in 2008.

Top Probable Causes (Nov. 2009)



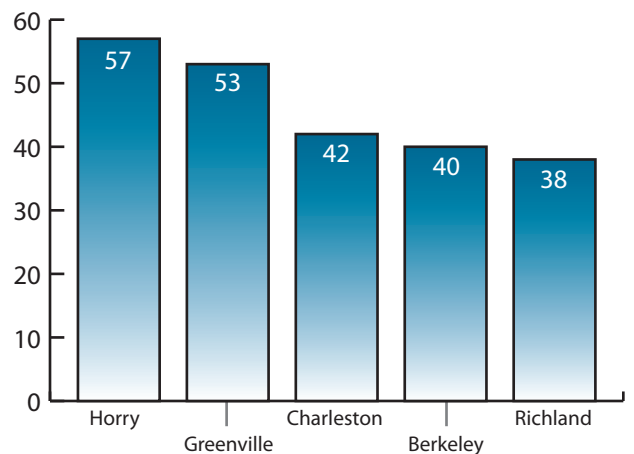
With over 25 fatalities in November caused by DUI, it continues to be the overwhelming cause of traffic deaths in SC. Nearly 40% of all fatalities in 2009 are a result of DUI.

Fatalities by Route Category (Nov. 2009)



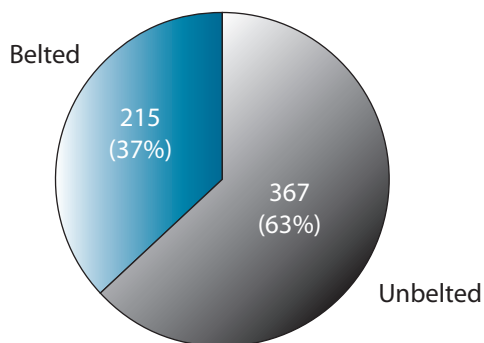
Fatalities on secondary roads are down nearly 10% compared to same period in 2008.

Top Fatality Counties (Nov. 2009)



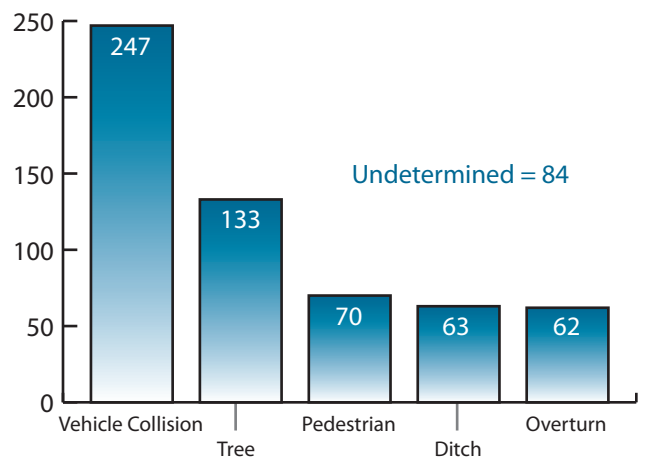
With 6 fatalities in November, Horry County continues to lead the state in traffic deaths. Horry County was 5th in 2008.

Fatalities by Restraint Usage (Nov. 2009)



This graphic does not include 237 people (pedestrians, motorcyclists and others) who were killed and did not have access to restraints.

Top Crash Events (Nov. 2009)



While fatalities in 2009 are down compared to last year, those involving trees have increased by nearly 5%.