

# Annual Transit Funding Program SFY2016 – 2017

---

FFY2016 Full Apportionments

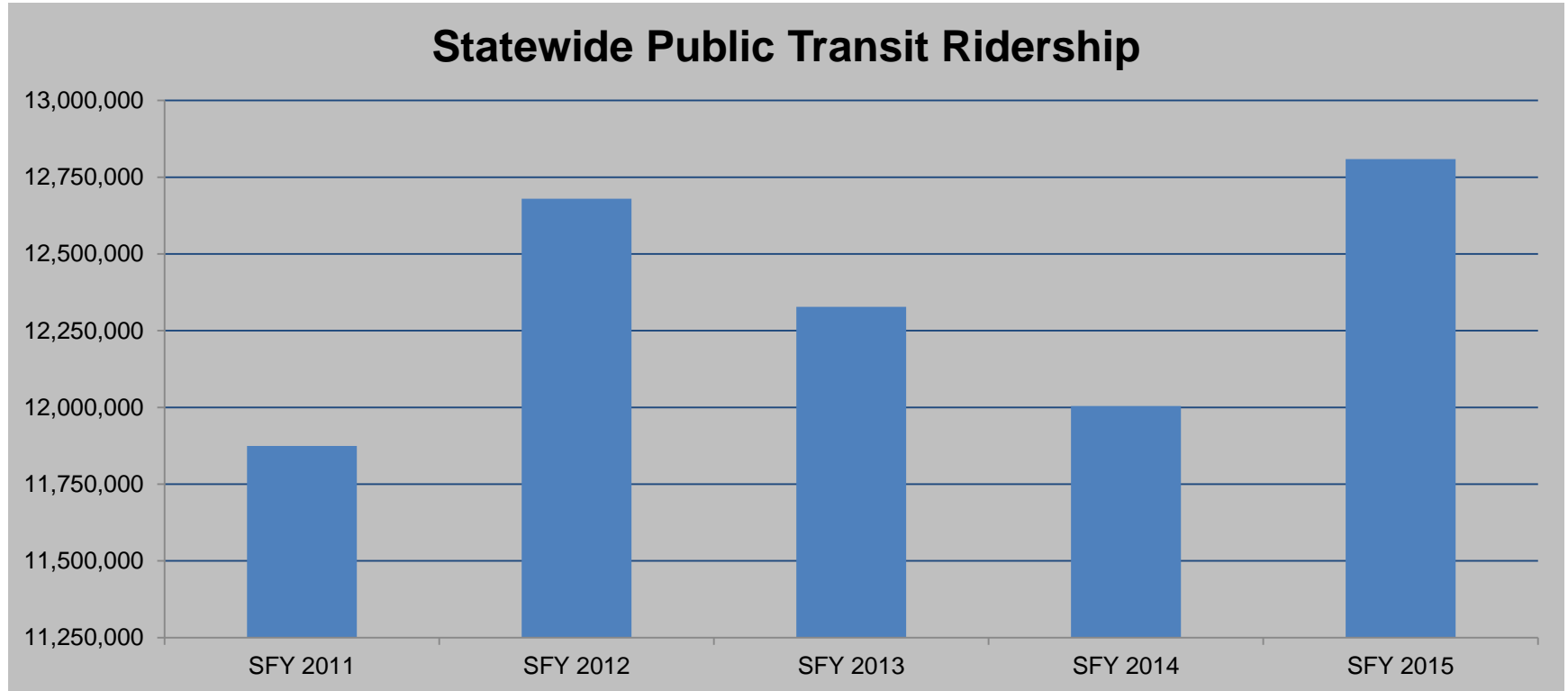
May 19, 2016

# Statewide Transit Trends Summary

## SFY2014-2015

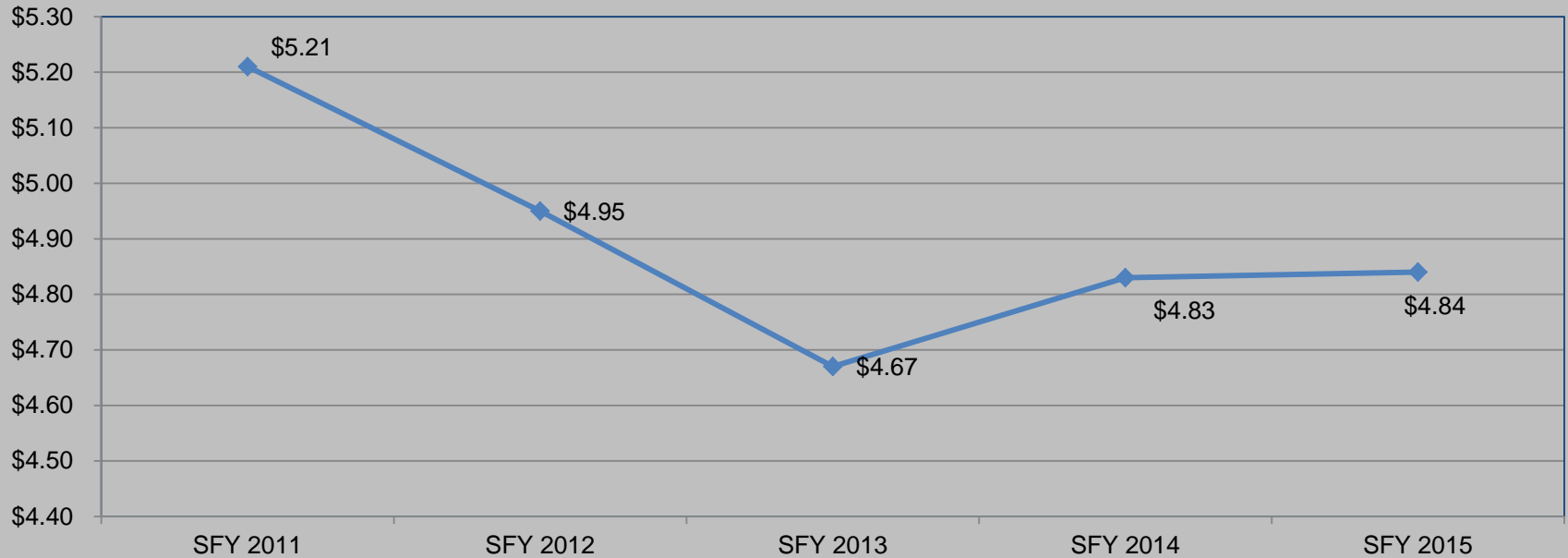
---

# Public Transit Ridership

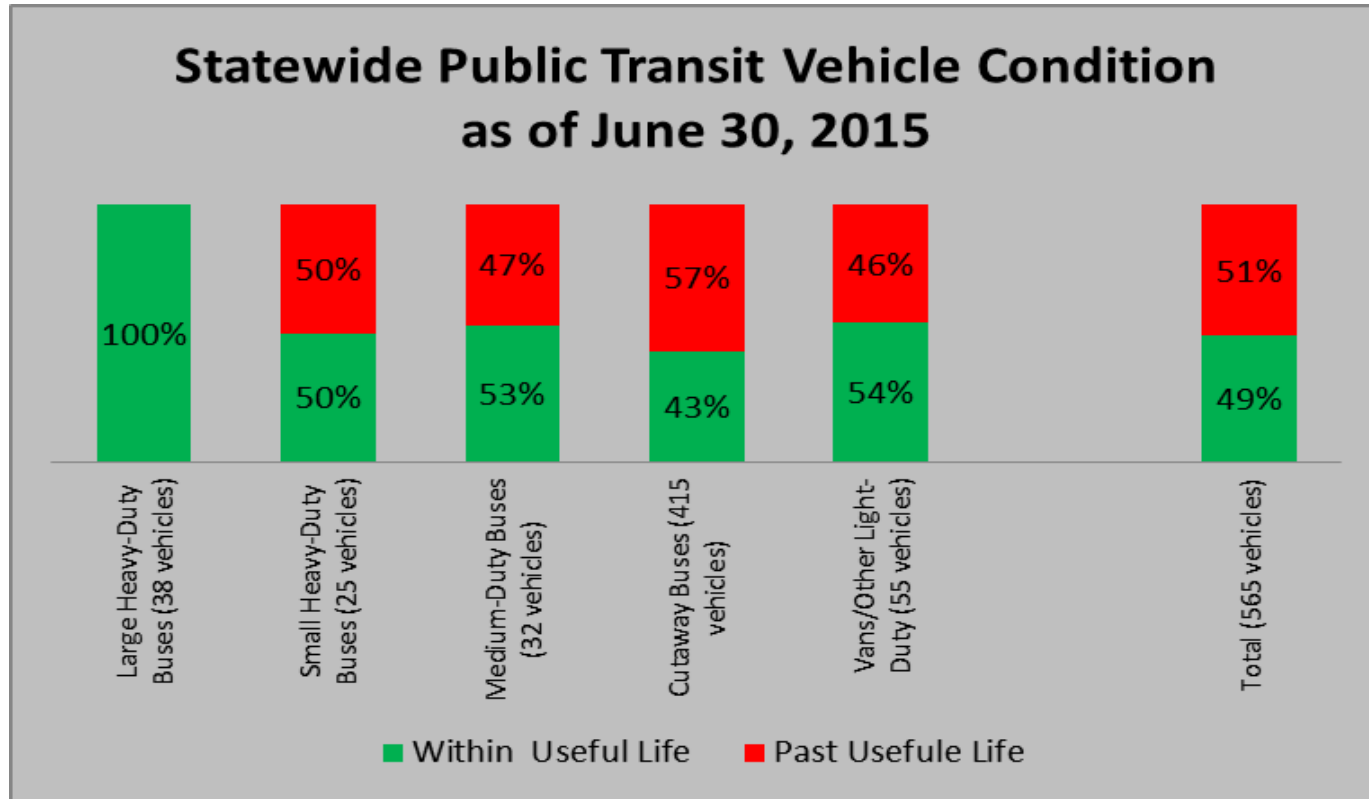


# Public Transit Efficiency

## Statewide Public Transit Cost Per Passenger Trip



# Public Transit Asset Management

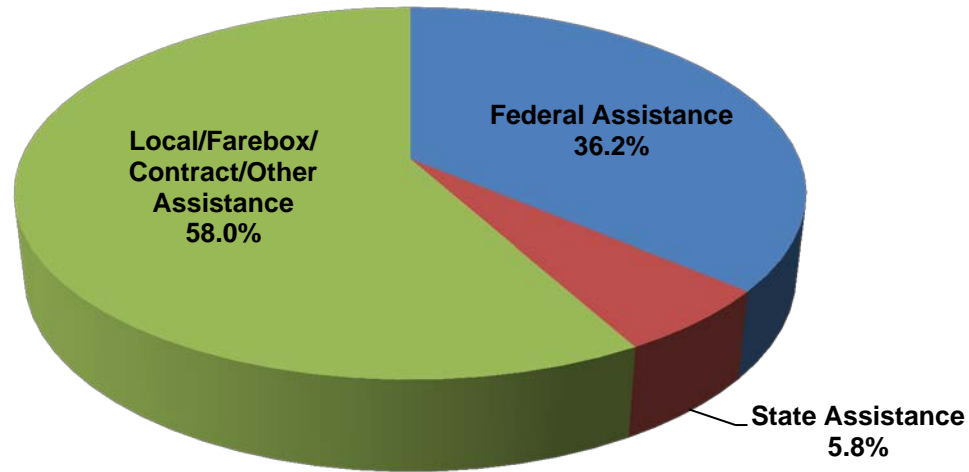


Proposed  
Annual Transit Funding Plan  
SFY2016 – 2017

---

# Public Transit Revenue Sources

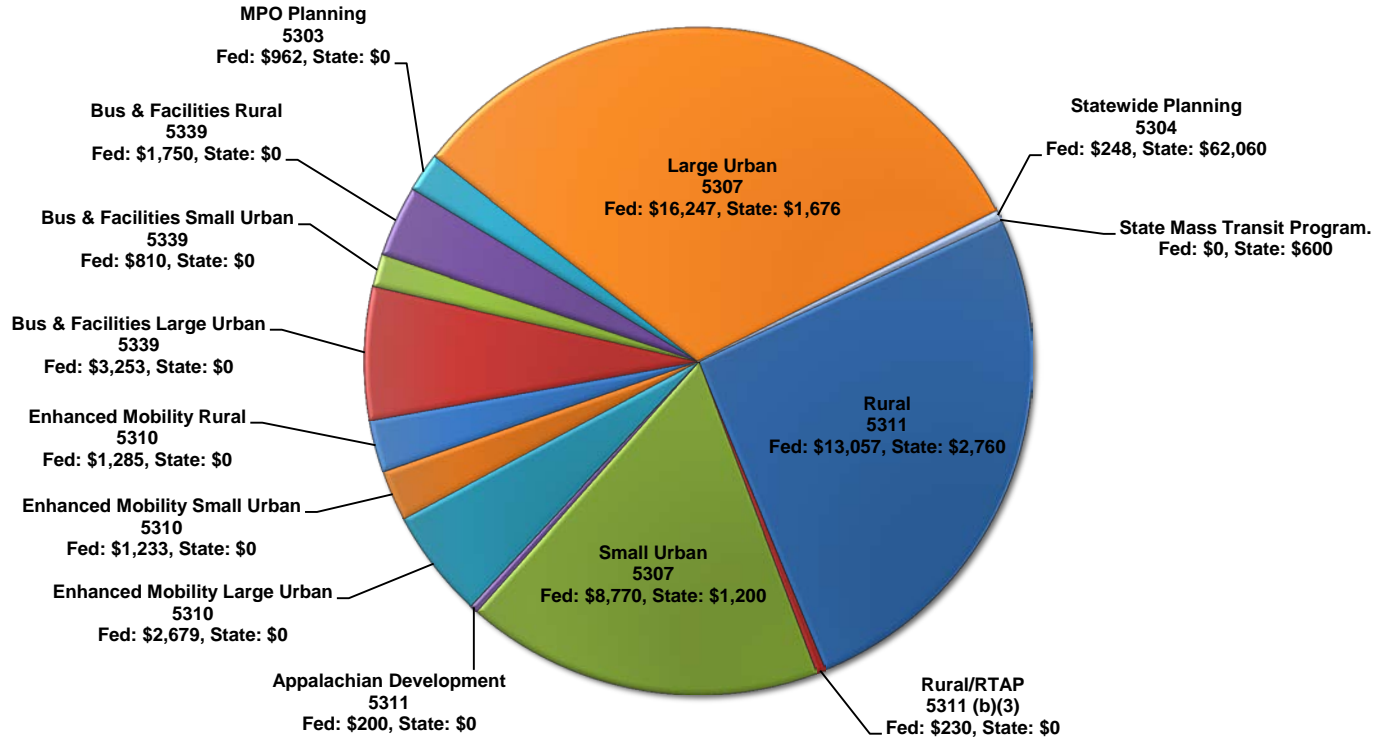
## Total 2014-2015 Statewide Public Transit Revenue



# Proposed FFY2016 Public Transit Funding Plan

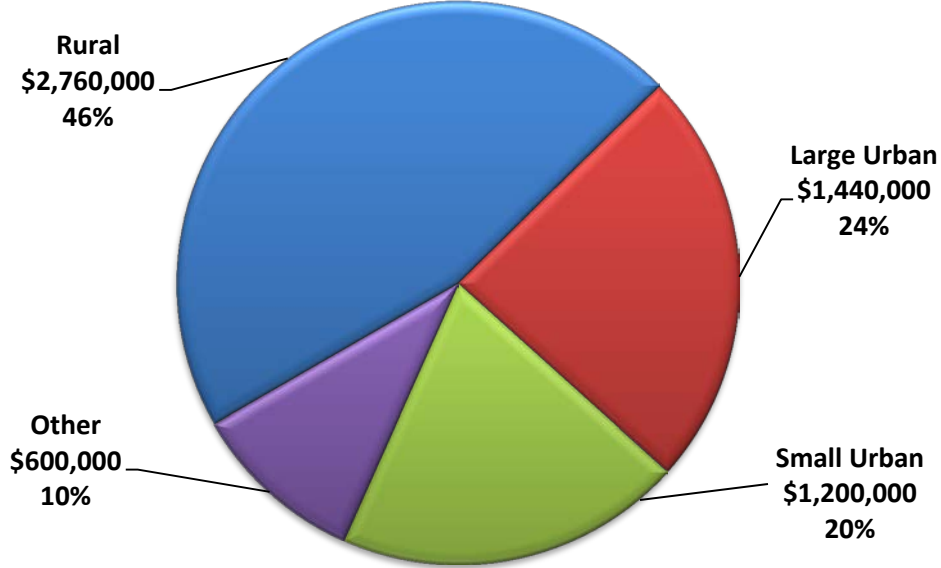
## \$50.724 Million Federal/\$6.0 Million State

(Figures below are in thousands)





# State Mass Transit Funds SFY2016-2017 \$6,000,000



*On March 18, 2006, the SCDOT Commission approved this standardized method (percentage for each program) for allocation of SMTF. This pie chart represents SMTF funding allocations based upon the approved method.*

# Section 5307 Large Urbanized Area SMTF Funding Plan

# Section 5307

## Large Urban Transportation Projects

Large Urban	SFY2015- 2016			SFY2016- 2017 SMTF Formula Recommendations		
	FEDERAL FFY2015	STATE	TOTAL	FEDERAL FFY2016	STATE ***	TOTAL
Augusta (Aiken)	\$738,271	\$109,609	\$847,488	\$783,669	\$108,442.00	\$892,111
Charleston	\$5,700,640	\$0*	\$5,601,207	\$6,022,186	\$661,636.00	\$6,683,822
Charlotte (SC)	\$1,005,125	\$149,228	\$1,074,604	\$991,012	\$142,626.00	\$1,133,638
Columbia	\$3,971,518	\$589,641	\$4,800,173	\$4,188,852	\$598,626.00	\$4,787,478
Greenville (Clemson)	\$3,051,788	\$453,091	\$3,387,784	\$2,887,035	\$440,960.00	\$3,327,995
Myrtle Beach	\$1,519,880	** \$60,584	\$1,663,663	\$1,374,094	\$99,326.00	\$1,473,420
<b>TOTALS:</b>	<b>\$15,987,222</b>	<b>\$1,301,569</b>	<b>\$17,374,919</b>	<b>\$16,246,848</b>	<b>\$2,051,616</b>	<b>\$18,298,464</b>

\*SFY12-13: CARTA & CAT waived SMTF for four years in exchange for supplemental unobligated Small Urban Section 5307 funds

\*\*Scheduled payback deducted during suballocation process

\*\*\*Total state allocation includes \$1,440,000 base plus additional SMTF as a one-time transitional adjustment

# Section 5307 Small Urbanized Area SMTF Funding Plan

# Small Urban Transportation Projects (Section 5307)

State Funds for Fiscal Year 2016 - 2017

	SFY2015 – 2016			SFY2016 – 2017 SMTF Formula Recommendations		
	FEDERAL FFY2015 Appropriation	SMTF	TOTAL	FEDERAL FFY2016 Appropriation	SMTF**	TOTAL
<b>Small Urban</b>						
Anderson	\$884,993	\$131,393	\$1,016,386	\$905,749	\$129,944	\$1,035,693
Florence	\$1,301,683	\$193,340	\$1,495,023	\$1,138,618	\$177,465	\$1,316,083
Gastonia *	\$1,994	\$295	\$2,289	\$2,036	\$292	\$2,328
Hilton Head Island	\$769,948	\$114,312	\$884,260	\$788,050	\$113,052	\$901,102
Mauldin/Simpsonville	\$1,494,376	\$221,866	\$1,716,242	\$1,709,289	\$233,879	\$1,943,168
Rock Hill	\$1,228,268	\$182,358	\$1,410,626	\$1,247,387	\$180,348	\$1,427,735
Spartanburg	\$2,051,644	\$304,602	\$2,356,246	\$2,092,226	\$301,243	\$2,393,469
Sumter	\$873,472	\$129,682	\$1,003,154	\$886,783	\$128,253	\$1,015,036
<b>TOTALS:</b>	<b>\$8,606,378</b>	<b>\$1,277,848</b>	<b>\$9,884,226</b>	<b>\$8,770,138</b>	<b>\$1,264,476</b>	<b>\$10,034,614</b>

\* Gastonia currently has no public transit.

\*\* Total state allocation includes \$1,200,000 base plus additional SMTF as a one-time transitional adjustment.

# Section 5311 Rural Transit Program Funding Plan

# Available Funds for State Fiscal Year 2016 – 2017 (FFY2016 Full Apportionment)

Summary SFY2016 - 2017	Federal (Section 5311)	State Mass Transit Funds	Total
Rural Transit Program	Full Apportionment	(Rural SMTF)	Federal + SMTF
<b>Available Funds:</b>	<b>\$13,056,576</b>	<b>\$6.0 M</b>	
<b>PROJECTS:</b>			
Rural Transit Projects - Public Providers	\$9,792,432	\$2,760,000	\$12,552,432
<i>State Administration (10%)</i>	\$1,305,658	\$0	\$1,305,658
<b>Total Suballocation</b>	<b>\$11,098,090</b>	<b>\$2,760,000</b>	<b>\$13,858,090</b>
<i>Intercity Bus Program (15%)</i>	\$1,958,486	\$0	<b>\$1,958,486</b>
<b>TOTAL</b>	<b>\$13,056,576</b>	<b>\$2,760,000</b>	<b>\$15,816,576</b>

# SFY2016-2017 Section 5311 Funding Plan

Recipient	SFY 2015-2016		SFY 2016-2017		
	Federal Allocation	Total	Federal Allocation	State***	Total
Aiken Area Council on Aging**	\$253,785	\$345,539	\$242,221	\$71,783	\$314,004
Anderson County	\$92,500	\$138,750	\$166,907	\$52,571	\$219,478
Bamberg County COA	\$280,138	\$394,234	\$375,271	\$118,201	\$493,472
Berkeley-Charleston-Dorchester, RTMA	\$1,306,047	\$1,706,572	\$1,131,680	\$360,641	\$1,492,321
Chester Senior Services	\$299,062	\$409,612	\$294,726	\$92,831	\$387,557
City of Seneca	\$701,169	\$916,196	\$684,955	\$215,743	\$900,698
Edgefield Seniors**	\$313,937	\$399,826	\$292,294	\$87,403	\$379,697
Fairfield County Transit	\$146,268	\$213,764	\$100,776	\$64,277	\$165,053
Generations Unlimited**	\$403,551	\$513,263	\$395,779	\$114,013	\$509,792
Lancaster Area Ride Service	\$155,810	\$227,709	\$166,752	\$52,523	\$219,275
Lowcountry RTA & Allendale Scooter**	\$981,378	\$1,227,767	\$1,222,013	\$322,851	\$1,544,864
Lower Richland	\$185,608	\$242,528	\$194,758	\$61,344	\$256,102
McCormick County Transit	\$189,957	\$254,672	\$168,472	\$53,428	\$221,900
Newberry County Transit & Smart Ride	\$344,903	\$471,793	\$338,453	\$107,860	\$446,313
Orangeburg County/Cross County Connect	\$387,326	\$506,107	\$363,556	\$114,511	\$478,067
Pee Dee RTA*	\$777,344	\$950,278	\$582,847	\$238,303	\$821,150
Santee Wateree RTA & Smart Ride**	\$750,974	\$930,768	\$586,838	\$209,725	\$796,563
Spartanburg County	\$529,747	\$689,538	\$491,989	\$159,090	\$651,079
Waccamaw RTA/Coast**	\$952,478	\$1,177,626	\$721,624	\$242,910	\$964,534
Williamsburg County Transit System	\$1,087,240	\$1,434,856	\$1,145,350	\$360,756	\$1,506,106
York County Access	\$148,288	\$193,763	\$125,169	\$40,781	\$165,950
<b>Total</b>	<b>\$10,287,510</b>	<b>\$13,345,161</b>	<b>\$9,792,430</b>	<b>\$3,141,545</b>	<b>\$12,933,975</b>

\*SMTF Match column reflects an additional \$60,542 for VAP refund to Pee Dee RTA and Spartanburg County

\*\* SMTF includes VAP or other scheduled payback

\*\*\*Total state allocation includes \$2,760,000 base plus additional SMTF as a one-time transitional adjustment



# Section 5310

## Enhanced Mobility of Seniors and Individuals with Disabilities Funding Plan

# Section 5310

## Enhanced Mobility of Seniors and Individuals with Disabilities FFY2016 Apportionment

PROGRAM	FAST ACT Apportionment
<b>SMALL URBAN SECTION 5310 PROJECTS</b>	<b>\$1,232,856</b>
State Administration	\$73,285
<b>Small Urban Projects Amount</b>	<b>\$450,000</b>
Transferred to Rural from Small Urban	\$709,571
<b>RURAL SECTION 5310 PROJECTS</b>	<b>\$1,284,817</b>
State Administration	\$128,481
Transferred from Small Urban to Rural	\$709,571
<b>Rural Projects Amount</b>	<b>\$1,865,907</b>

# Section 5310 Small Urban Projects

<b>AGENCY NAME</b>	<b>COG Ranking</b>	<b>Federal</b>	<b>Local Match</b>	<b>Total Project</b>	<b>Project Type</b>
Anderson County DSNB	1	\$50,000	\$8,823	\$58,823	Vehicle -Replacement
York County DSNB	1	\$50,000	\$8,823	\$58,823	Vehicle-Replacement
Beaufort County DSNB	1	\$50,000	\$12,500	\$62,500	Purchase of Service
Senior Services of Beaufort	2	\$50,000	\$12,500	\$62,500	Purchase of Service
Florence County DSNB	1	\$50,000	\$8,823	\$58,823	Vehicle-Replacement
PADD	2	\$50,000	\$8,823	\$58,823	Vehicle-Expansion
Senior Citizen Association of Florence	3	\$50,000	\$8,823	\$58,823	Vehicle-Expansion
Senior Services of Sumter	1	\$50,000	\$8,823	\$58,823	Vehicle-Replacement
Sumter County DSNB	2	\$50,000	\$8,823	\$58,823	Vehicle-Replacement
<b>TOTAL:</b>		<b>\$450,000</b>	<b>\$86,761</b>	<b>\$536,761</b>	

## Section 5310 Rural Projects

AGENCY NAME	COG Ranking	Federal	Local Match	Total Project	Project Type
<b>Appalachian COG</b>					
Cherokee County DSN	1	\$50,000	\$8,823	\$58,823	Vehicle-Replacement
Oconee County DSN	2	\$50,000	\$8,823	\$58,823	Vehicle-Replacement
<b>PROJECTS TOTAL</b>		<b>\$100,000</b>	<b>\$17,646</b>	<b>\$117,646</b>	
<b>Berkeley-Charleston-Dorchester COG</b>					
Berkeley Citizens	1	\$50,000	\$12,500	\$62,500	Purchase of Service
South Santee Senior & Community Center	2	\$50,000	\$8,823	\$58,823	Expansion-New Project
<b>PROJECTS TOTAL</b>		<b>\$100,000</b>	<b>\$21,323</b>	<b>\$121,323</b>	

# Section 5310 Rural Projects

AGENCY NAME	COG Ranking	Federal	Local Match	Total Project	Project Type
<b>Catawba COG</b>					
Union County DSNB	1	\$50,000	\$8,823	\$58,823	Vehicle-Expansion
York Adult Day Care	2	\$50,000	\$8,823	\$58,823	Vehicle-Replacement
York County COA	3	\$50,000	\$8,823	\$58,823	Vehicle-Replacement
<b>PROJECTS TOTAL</b>		<b>\$150,000</b>	<b>\$26,469</b>	<b>\$176,469</b>	
<b>ALTERNATE PROJECTS</b>					
Lancaster County COA	4	\$50,000	\$8,823	\$58,823	Vehicle-Expansion
<b>Central Midlands COG</b>					
Fairfield County COA	1	\$50,000	\$8,823	\$58,823	Vehicle -Replacement
Newberry County DSNB	2	\$50,000	\$8,823	\$58,823	Vehicle-Replacement
Newberry County COA	3	\$50,000	\$8,823	\$58,823	Vehicle-Replacement
Fairfield County DSNB	4	\$47,000	\$8,294	\$55,294	Vehicle-Replacement
<b>PROJECTS TOTAL</b>		<b>\$197,000</b>	<b>\$34,763</b>	<b>\$231,763</b>	

# Section 5310 Rural Projects

AGENCY NAME	COG Ranking	Federal	Local Match	Total Project	Project Type
<b>Lowcountry COG</b>					
Colleton County COA	1	\$50,000	\$8,823	\$58,823	Vehicle-Replacement
Lowcountry COG-Hampton County	2	\$50,000	\$12,500	\$62,500	Purchase of Service
Lowcountry COG-Jasper County	3	\$50,000	\$12,500	\$62,500	Purchase of Service
Hampton County DSNB	5	\$47,000	\$8,294	\$55,294	Vehicle-Replacement
<b>PROJECTS TOTAL</b>		<b>\$197,000</b>	<b>\$42,117</b>	<b>\$239,117</b>	
<b>ALTERNATE PROJECTS</b>					
Colleton County DSNB	6	\$50,000	\$8,823	\$58,823	Vehicle- Replacement
<b>Lower Savannah COG</b>					
Calhoun County COA	1	\$50,000	\$8,823	\$58,823	Vehicle-Replacement
Bamberg County DSNB	2	\$50,000	\$8,823	\$58,823	Vehicle-Replacement
Generations Unlimited	3	\$50,000	\$8,823	\$58,823	Vehicle-Replacement
County of Allendale	8	\$47,000	\$8,294	\$55,294	Purchase of Service
<b>PROJECTS TOTAL</b>		<b>\$197,000</b>	<b>\$34,763</b>	<b>\$231,763</b>	
<b>ALTERNATE PROJECTS</b>					
Orangeburg County DSNB	4	\$50,000	\$8,823	\$58,823	Vehicle-Replacement
Barnwell County DSNB	5	\$50,000	\$8,823	\$58,823	Vehicle-Replacement
Calhoun County DSNB	6	\$50,000	\$8,823	\$58,823	Vehicle-Replacement
Allendale County DSNB	7	\$50,000	\$8,823	\$58,823	Vehicle-Replacement

## Section 5310 Rural Projects

AGENCY NAME	COG Ranking	Federal	Local Match	Total Project	Project Type
<b>Pee Dee COG</b>					
CHESCO Services	1	\$50,000	\$8,823	\$58,823	Vehicle-Replacement
Darlington County COA	2	\$50,000	\$8,823	\$58,823	Vehicle-Replacement
Darlington County DSNB	3	\$50,000	\$8,823	\$58,823	Vehicle-Replacement
SC Department of DSN (Statewide)	N/A	\$50,000	\$8,823	\$58,823	Vehicle-Expansion
<b>PROJECTS TOTAL</b>		<b>\$200,000</b>	<b>\$26,469</b>	<b>\$176,469</b>	
<b>ALTRENATE PROJECTS</b>					
Florence County DSNB	4	\$50,000	\$8,823	\$58,823	Vehicle-Replacement
<b>Santee-Lynches COG</b>					
Kershaw County COA	1	\$50,000	\$8,823	\$58,823	Vehicle-Replacement
Lee County COA	2	\$50,000	\$8,823	\$58,823	Vehicle-Replacement
Lee County DSNB	3	\$50,000	\$8,823	\$58,823	Vehicle-Replacement
Paxville CDC	4	\$2,500	\$625	\$3,125	Purchase of Service
Clarendon County COA	5	\$47,000	\$8,294	\$55,294	Vehicle-Expansion
<b>PROJECTS TOTAL</b>		<b>\$199,500</b>	<b>\$35,388</b>	<b>\$234,888</b>	
<b>ALTERNATE PROJECTS</b>					
Clarendon County DSNB	6	\$50,000	\$8,823	\$58,823	Vehicle-Replacement
Kershaw County DSNB	7	\$50,000	\$8,823	\$58,823	Vehicle-Replacement
Sumter County DSNB	8	\$50,000	\$8,823	\$58,823	Vehicle-Replacement

# Section 5310 Rural Projects

AGENCY NAME	COG Ranking	Federal	Local Match	Total Project	Project Type
<b>Upper Savannah COG</b>					
McCormick County Senior Center-Saluda	1	\$50,000	\$8,823	\$58,823	Vehicle-Replacement
Piedmont Agency on Aging	2	\$50,000	\$8,823	\$58,823	Vehicle-Replacement
Burton Center	3	\$50,000	\$8,823	\$58,823	Vehicle-Replacement
<b>PROJECTS TOTAL</b>		<b>\$150,000</b>	<b>\$26,469</b>	<b>\$176,469</b>	
<b>ALTERNATE PROJECTS</b>					
Laurens County DSNB	4	\$50,000	\$8,823	\$58,823	Vehicle-Replacement
McCormick County Senior Center-Saluda	5	\$50,000	\$8,823	\$58,823	Vehicle-Replacement
McCormick County Senior Center	6	\$50,000	\$8,823	\$58,823	Vehicle-Replacement
<b>Waccamaw COG</b>					
Williamsburg County DSNB	1	\$50,000	\$12,500	\$62,500	Purchase of Service
Georgetown County	2	\$50,000	\$12,500	\$62,500	Purchase of Service
Grace Ministries-Neighbor-To-Neighbor	3	\$35,000	\$7,000	\$42,000	Purchase of Service
<b>PROJECTS TOTAL</b>		<b>\$135,000</b>	<b>\$32,000</b>	<b>\$167,000</b>	
<b>TOTAL RURAL CAPITAL PROJECTS (POS AND VEHICLES)</b>		<b>\$1,625,500</b>	<b>\$306,230</b>	<b>\$1,931,730</b>	



# Section 5310 Mobility Management Projects

AGENCY NAME	COG Ranking	Federal	Local Match	Total Project	Project Type
<b>MOBILITY MANAGEMENT</b>					
BCD COG	1	\$40,000	\$10,000	\$50,000	Mobility Management
Lowcountry RTA/Palmetto Breeze	1	\$40,000	\$10,000	\$50,000	Mobility Management
Lower Savannah COG	1	\$40,000	\$10,000	\$50,000	Mobility Management
Senior Services of Sumter	1	\$40,000	\$10,000	\$50,000	Mobility Management
Waccamaw COG	1	\$40,000	\$10,000	\$50,000	Mobility Management
Waccamaw Assisted Rides	2	\$40,000	\$10,000	\$50,000	Mobility Management
<b>PROJECTS TOTAL</b>		<b>\$240,000</b>	<b>\$60,000</b>	<b>\$300,000</b>	

# Section 5310

## Distribution of Carry-Forward Unobligated Funds

AGENCY NAME	COG Region	SCDOT Recommended Amount	Local Match	Total Project	Project Type
Charles Lea Center	Appalachian	\$40,000	\$10,000	\$50,000	Vehicle-Replacement
Darlington County COA	Pee Dee	\$40,000	\$10,000	\$50,000	Vehicle-Replacement
Sumter County DSN	Santee Lynches	\$40,000	\$10,000	\$50,000	Vehicle-Replacement
York County DSN	Catawba	\$40,000	\$10,000	\$50,000	Vehicle-Replacement
Allendale-Barnwell County DSNB	Lower Savannah	\$35,000	\$6,176	\$41,176	Vehicle-Expansion
Aiken County COA	Lower Savannah	\$35,000	\$6,176	\$41,176	Vehicle-Expansion
<b>PROJECTS TOTAL</b>		<b>\$230,000</b>	<b>\$52,352</b>	<b>\$282,352</b>	

# Other SMTF Funding Plan

# Other Transit Project Allocations

State Funds for SFY2015 - 2016

<b>SFY 2016 - 2017 RECOMMENDATIONS</b>	
<b>PROJECTS:</b>	<b>\$600,000</b>
Sumter Vanpool	\$115,986
Beaufort County – Daufuskie Island Ferry	\$80,000
Georgetown County – Sandy Island Ferry	\$80,000
Virtual Transit Enterprise Match (Estimate)	\$10,660
SmartRide Ozone Action Days	\$500
Other State Projects (TBD)	\$312,854
<b>Total</b>	<b>\$600,000</b>
<i>Used to assist projects that are transit-related but not eligible for federal funds, federal funds have been exhausted, or otherwise provide support over existing SMTF suballocation</i>	

Section 5339  
Bus & Bus Facilities Program  
FTA Full Apportionment  
FFY 2016

# Facilities Maintenance Initiative – Small Urban & Rural SFY 2016-2017

Recipient	PROPOSED PROJECT RECOMMENDATIONS		
	Federal	SMTF	Total Amount
Bamberg COA	\$25,200	\$6,300	\$31,500
BCD-RTMA	\$34,000	\$8,500	\$42,500
City of Anderson	\$172,320	\$43,080	\$215,400
Edgefield Senior Services	\$3,600	\$900	\$4,500
Fairfield County Transit	\$23,600	\$5,900	\$29,500
Generations Unlimited	\$76,000	\$19,000	\$95,000
Lancaster COA	\$30,117	\$7,529	\$37,647
Lowcountry RTA	\$92,613	\$23,153	\$115,766
Newberry COA	\$63,640	\$15,910	\$79,550
Pee Dee RTA	\$37,229	\$9,307	\$46,536
SWRTA	\$75,323	\$18,831	\$94,154
Waccamaw RTA – Coast	\$81,843	\$20,461	\$102,304
Williamsburg County Transit	\$95,191	\$23,798	\$118,989
<b>Total</b>	<b>\$810,676</b>	<b>\$202,669</b>	<b>\$1,013,345</b>

# Facilities Maintenance Initiative – Large Urban SFY 2016-2017

Recipient	PROPOSED PROJECT RECOMMENDATIONS		
	Federal	SMTF	Total Amount
Charleston – CARTA	\$250,774	\$62,694	\$313,468
CMRTA – Central Midlands	\$50,080	\$12,520	\$62,600
<b>Total</b>	<b>\$300,854</b>	<b>\$75,214</b>	<b>\$376,068</b>

\* OPT will provide only SMTF to match recipients' federal apportionments.

# Annual Transit Funding Plan SFY2016– 2017

- Request approval to initiate a 15-day public comment period for the Annual Transit Funding Plan and allocations