

Standard Drawings FAQs

Navigate to the new Standard Drawings Page:

www.scdot.org -> doing business with scdot -> road design -> standard drawings

How can I find this help file.

Status search “Help,” or through the old standard drawings website for users with hyperlinks that still point to the old location.

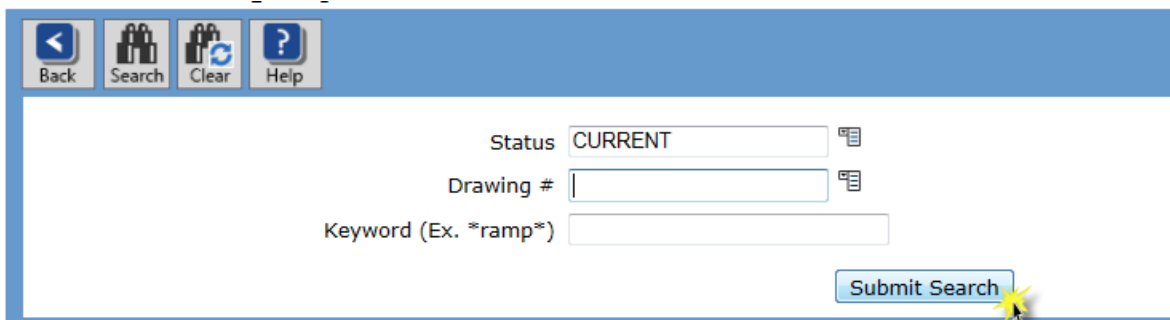
See, Save & Print Individual Drawings or a Full set of drawings that are currently active:

Status: Current, Drawing #: _____, Keyword: _____ -> Submit search [all current drawings]

Status: Current, Drawing #: 8*, Keyword: _____ -> Submit search [all current 800 series drawings]

Status: Current, Drawing #: 720-105-01, Keyword: _____ -> Submit search [only drawing 720-105-01]

Status: Current, Drawing #: _____, Keyword: *Drainage* -> Submit search [all drawings with Drainage in the title]



Back Search Clear Help

Status

Drawing #

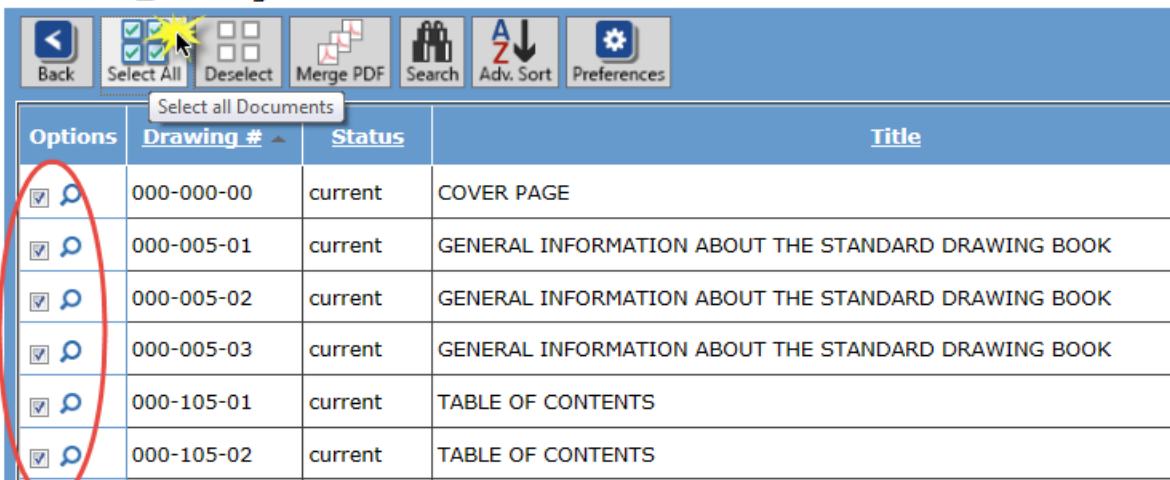
Keyword (Ex. *ramp*)

Submit Search

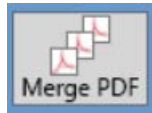


In the results window, click “Select All” so that all drawings are checked . You can also just check specific drawings that you wish to review.

Standard Drawings - Search Results



Options	Drawing #	Status	Title
<input checked="" type="checkbox"/>	000-000-00	current	COVER PAGE
<input checked="" type="checkbox"/>	000-005-01	current	GENERAL INFORMATION ABOUT THE STANDARD DRAWING BOOK
<input checked="" type="checkbox"/>	000-005-02	current	GENERAL INFORMATION ABOUT THE STANDARD DRAWING BOOK
<input checked="" type="checkbox"/>	000-005-03	current	GENERAL INFORMATION ABOUT THE STANDARD DRAWING BOOK
<input checked="" type="checkbox"/>	000-105-01	current	TABLE OF CONTENTS
<input checked="" type="checkbox"/>	000-105-02	current	TABLE OF CONTENTS



Click “Merge PDF”. This will retrieve all selected drawings and compile into a single PDF file that you can save to your local machine. This process will take several minutes for compiling the entire book. Please note that if Internet Explorer window does not display a toolbar, hit F8, see Adobe & Internet Explorer Settings below.

Standard_Drawings - Search Results

Options	Drawing #	Status	
<input checked="" type="checkbox"/>	000-000-00	current	COVER PAGE
<input checked="" type="checkbox"/>	000-005-01	current	GENERAL INFORMATION
<input checked="" type="checkbox"/>	000-005-02	current	GENERAL INFORMATION

Sorting Results

In the results window, click the header to sort and re-sort the data. “Let Date” is a commonly used sort field. Clicking this header will allow you to group the most recently updated drawings. “Old Sheet #” will sort drawings by their old numbering prior to the XXX-XXX-XX format.

Standard_Drawings - Search Results

Options	Drawing #	Status	Title	Let Date	PE	Old Sheet #	Expired On	Ren
<input type="checkbox"/>	720-952-11	current	PEDESTRIAN RAMP CONDENSED TERMINAL (PARALLEL RAMP)	1/1/2016	jwk		---	
<input type="checkbox"/>	000-000-00	current	COVER PAGE	1/1/2016	---		---	
<input type="checkbox"/>	000-005-01	current	GENERAL INFORMATION ABOUT THE STANDARD DRAWING BOOK	1/1/2016	---		---	
<input type="checkbox"/>	000-005-02	current	GENERAL INFORMATION ABOUT THE STANDARD DRAWING BOOK	1/1/2016	---		---	
<input type="checkbox"/>	000-005-03	current	GENERAL INFORMATION ABOUT THE STANDARD DRAWING BOOK	1/1/2016	---		---	
<input type="checkbox"/>	000-105-01	current	TABLE OF CONTENTS	1/1/2016	---		---	
<input type="checkbox"/>	000-105-02	current	TABLE OF CONTENTS	1/1/2016	---		---	
<input type="checkbox"/>	000-105-03	current	TABLE OF CONTENTS	1/1/2016	---		---	
<input type="checkbox"/>	000-105-04	current	TABLE OF CONTENTS	1/1/2016	---		---	
<input type="checkbox"/>	000-105-							

How to Download/Save a recently merged PDF

On the merged PDF window click the save button (F8 toggles the menu bar - see Adobe & Internet Explorer Settings for more information).

Full Section Searches:

Search entry on right returns complete section.

[000 Contents](#)

Status = Current, Drawing # = 0*

[100 General](#)

Status = Current, Drawing # = 1*

[200 Earthwork](#)

Status = Current, Drawing # = 2*

300 Bases & Sub Bases

No standards are currently available

[400 Asphalt Pavements](#)

Status = Current, Drawing # = 4*

500 Concrete Pavement

No standards are currently available

[600 Maintenance & Control of Traffic](#)

Status = Current, Drawing # = 6*

[700 Structures](#)

Status = Current, Drawing # = 7*

[800 Incidentals](#)

Status = Current, Drawing # = 8*

I want to see everything at once!

Clear all search fields and click submit search. This will return all results including photos, videos, archives, and reference documents that support the standards.

What's a zarchive, and why are there different versions?

It's an archive. We called it zarchive so that it would appear at the bottom of the alphabetical drop-down lists in the search window.

There are 2 types of archives.

“Zarchive” are archives of individual drawings from May 2015 or later.

“Zarchive book” are complete book archives from May 1997 through December 2015. Complete book archives are being phased-out and replaced by individual drawing archives so users will be able to see the archive history of a single drawing without waiting for entire books to download.

Keyword searches:

Keep search simple and include * before and after word (with no spaces.) This will return the most possible results.

Status: Current, Drawing #: _____, Keyword: *ramp* -> Submit search [all current ramp drawings]

Popular search examples are:

barrier

basin

cable

catch basin

contents

culvert

curb

ditch

drainage

erosion

fence

flume

geometry

guardrail

gutter

inlet

mailbox

manhole

marking

pipe

ramp

riprap

rumble

sidewalk

sign

signal

survey

work zone

Contractor & Construction Engineer Questions

How often should I check the website, and what should I search for?

We recommend that you check the website based on the publication calendar below for any lettings you plan to bid.

If you are reviewing the website after the publication date, search status "current" then sort the list by let date to see if any drawings were changed for the upcoming letting.

If you are reviewing the website prior to the publication date, you can search status "imminent" to see what drawings will be changed. If "imminent" is not available in the status status drop-down list, then there will be no updated drawings for projects letting within 6 months.

Will I be required to construct an item consistent with an imminent standard even though it does not become effective until after the let date for my project?

In some cases, there may be a critical need to comply with the most up-to-date instructions. In this case, the contract Special Provisions Section 102 will indicate which imminent drawings are effective on the project.

My let date is in the past, how do I find drawings that apply on my project?

For projects that let Prior to May, 2015:

Select the status "zarchive book" and choose the appropriate date range that applies to the project letting.

For projects that let after May, 2015:

Status: _____, Drawing #: 805*, Keyword: _____ -> Submit search

Leave status field blank & select the drawing number desired (for the example above the entire 805 section will be returned.)

When "Zarchive" results are returned for a specific drawing number, the effective range of the archived version of the drawing will be displayed in the "let date" and "expired on" columns.

I see an imminent drawing available effective after the letting of my project. Can I construct the item detailed in the imminent standard rather than the detail effective on the project letting?

You can only use more recent Standard Drawings when approved by the Resident and constructed in accordance with all appropriate updated references.

Are the photo and video files contract documents?

No. These files are for information only. They show one possible construction method or completed item, and are not intended to dictate the only acceptable method.

Is there a way to find out what drawings are being considered for update?

Yes. Imminent drawings are published & finalized based on the publication schedule below.

Drawings that are currently in design development will be indicated in the "Note to Contractor" section of the results list. Since research & design time vary for different items, please contact the Design Standards Office if you need a time estimate for a specific drawing update.

Design Engineer Questions

How often should I check the website, and what should I look for?

If you routinely reference items in the Standard Drawings, you should check monthly.

See publication schedule below for a description of different search types and important dates.

Status search “Imminent” should give you approximately 6-months notice of new drawings based on how frequently you search for “Imminent.”

If “Imminent” is not available in the status drop-down, no drawings will be changing within 6 months.

I am working on plans that will let in the future. Can I see drawings that will be effective at that time?

Yes. Search status “Imminent” between the initial publication and finalization dates shown below.

If you are checking the website after the Finalization date, you will need to search status “current” then sort the results list by “let date” to see if any drawings were changed for the current letting.

If there is no status of “Imminent” available in the search dropdown list by the initial publication date, there are no new drawings for that letting.

I see an imminent drawing available effective after the letting of my project. Can I make it part of my contract requirements?

Yes. You must include a special provision (section 102) indicating which imminent drawing(s) apply on your project. Contact the Letting Preparation Engineer or the Design Standard Engineer for more information.

Why are there so few items listed in the “Reference” search status?

These documents provide hyperlinks to other design and construction resources that were created in conjunction with or managed by the Design Standards Office. These are not a complete design resource, but may help to quickly locate some related documents.

Can I obtain CAD versions of these drawings?

No. PE Sealed pdf files on the website (originals maintained by the Design Standards Office) are the only official SCDOT Standard Drawings, so CAD drawings are not available.

I want to put copies of these standards in my plans, can I do that?

No. SCDOT Standard Drawings shall not be reproduced in project plans. Provide hyperlink or reference to SCDOT Standard Drawing website and drawing numbers if necessary.

Can I use these drawings for non-SCDOT projects?

SCDOT Standard Drawings are for use on projects within SCDOT Rights-Of-Way only.

Maintenance Engineer Questions

I see an imminent drawing available. Can I construct the item detailed in the imminent standard rather than the detail effective at the time the work is performed?

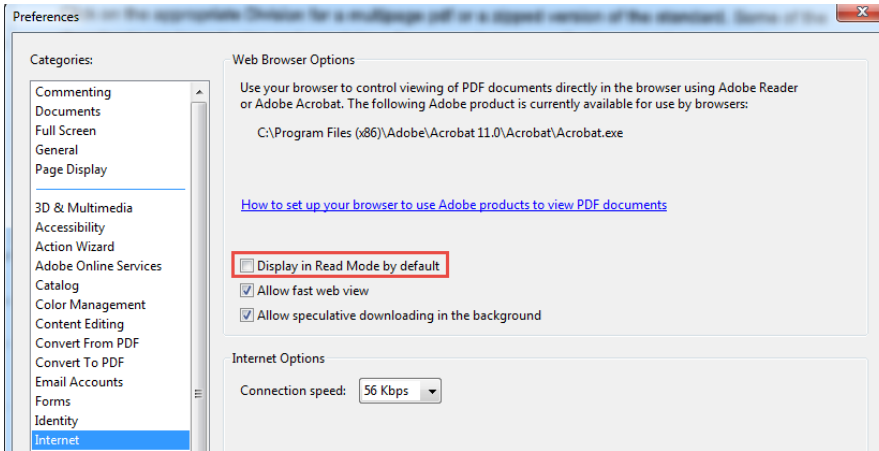
For contract work, see similar question under Construction Engineer.

For work completed by in-house forces, either Current or Imminent details may be used.

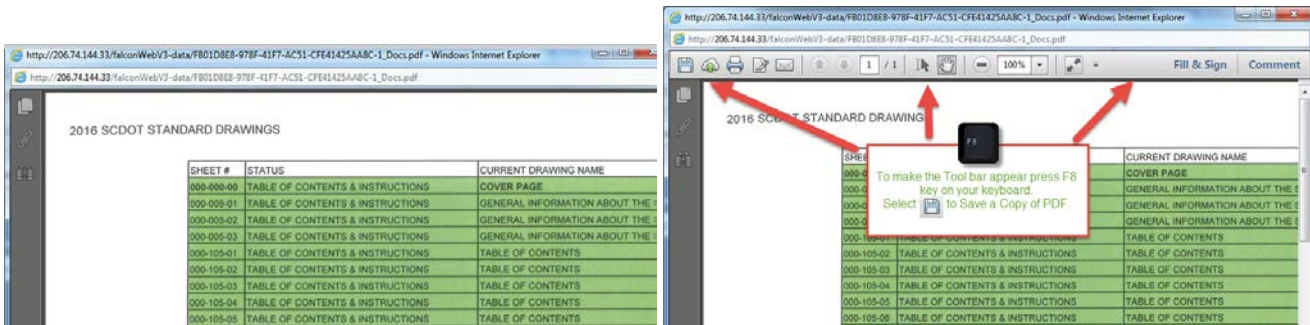
Adobe & Internet Explorer Settings

For users with Adobe Acrobat Professional, to always show Toolbar on PDF files for Internet Explorer, do the following:

Open Adobe Acrobat Professional, select Edit > Preferences. Highlight Internet and uncheck "Display in Read Mode by default."



For Internet Explorer Users, press F8 to toggle the toolbar on/off.



Database has not been tested with other browsers.

Publication Schedule

Imminent Drawing	This drawing is available as notification of upcoming changes. Imminent drawings will become current drawings on the schedule shown below. Note that Imminent drawings provided early may not be a complete list of updates for the month indicated. See current drawings for all other updates.
Current Drawing	This drawing is effective for bidding purposes of the current letting.
Archive Drawing	This drawing may be effective for ongoing construction projects or as a historical reference to completed projects. Do not use archived drawings for bidding purposes.

	Initial Publication Date	Finalization Date
Imminent Drawings Listed as:	Imminent Drawings Published By:	Will Become Current Drawings on:
January Letting	Week of Jul 21 st (previous year)	Week of Nov 21 st (previous year)
February Letting	Week of Aug 21 st (previous year)	Week of Dec 21 st (previous year)
March Letting	Week of Sep 21 st (previous year)	Week of Jan 21 st
April Letting	Week of Oct 21 st (previous year)	Week of Feb 21 st
May Letting	Week of Nov 21 st (previous year)	Week of Mar 21 st
June Letting	Week of Dec 21 st (previous year)	Week of Apr 21 st
July Letting	Week of Jan 21 st	Week of May 21 st
August Letting	Week of Feb 21 st	Week of Jun 21 st
September Letting	Week of Mar 21 st	Week of Jul 21 st
October Letting	Week of Apr 21 st	Week of Aug 21 st
November Letting	Week of May 21 st	Week of Sep 21 st
December Letting	Week of Jun 21 st	Week of Oct 21 st

Current Drawings listed as Expired On:	Will Become Archive Drawings on:
January Letting	Week of Nov 21 st (previous year)
February Letting	Week of Dec 21 st (previous year)
March Letting	Week of Jan 21 st
April Letting	Week of Feb 21 st
May Letting	Week of Mar 21 st
June Letting	Week of Apr 21 st
July Letting	Week of May 21 st
August Letting	Week of Jun 21 st
September Letting	Week of Jul 21 st
October Letting	Week of Aug 21 st
November Letting	Week of Sep 21 st
December Letting	Week of Oct 21 st